

# Statistics of the Random Matrix Spectral Form Factor

Alex Altland,<sup>1</sup> Francisco Divi,<sup>2,3</sup> Tobias Micklitz,<sup>4</sup> Silvia Pappalardi,<sup>1</sup> and Maedeh Rezaei<sup>1</sup>

<sup>1</sup>*Institut für Theoretische Physik, Universität zu Köln, Zùlpicher Straße 77, 50937 Köln, Germany*

<sup>2</sup>*Perimeter Institute for Theoretical Physics, Waterloo, Ontario N2L 2Y5, Canada*

<sup>3</sup>*ICTP South American Institute for Fundamental Research, Instituto de Física Teórica,*

*Univ. Estadual Paulista, Rua Dr. Bento Teobaldo Ferraz 271, 01140-070, São Paulo, Brazil*

<sup>4</sup>*Centro Brasileiro de Pesquisas Físicas, Rua Xavier Sigaud 150, 22290-180, Rio de Janeiro, Brazil*

(Dated: March 28, 2025)

The spectral form factor of random matrix theory plays a key role in the description of disordered and chaotic quantum systems. While its moments are known to be approximately Gaussian, corrections subleading in the matrix dimension,  $D$ , have recently come to attention, with conflicting results in the literature. In this work, we investigate these departures from Gaussianity for both circular and Gaussian ensembles. Using two independent approaches — sine-kernel techniques and supersymmetric field theory — we identify the form factor statistics to next leading order in a  $D^{-1}$  expansion. Our sine-kernel analysis highlights inconsistencies with previous studies, while the supersymmetric approach backs these findings and suggests an understanding of the statistics from a complementary perspective. Our findings fully agree with numerics. They are presented in a pedagogical way, highlighting new pathways (and pitfalls) in the study of statistical signatures at next leading order, which are increasingly becoming important in applications.

## I. INTRODUCTION

The spectral form factor

$$\text{SFF} \equiv |\text{tr } U_t|^2 \quad (1)$$

is one of the most important observables in the characterization of disordered or chaotic quantum systems [1–4]. It owes its significance to a combination of factors: The SFF probes the dynamics of the time evolution operator  $U_t$ , and its Fourier transform energy dependent correlations in spectra, both key signatures of a system. The time dependence of numerous observables, such as correlation functions between operators [5–7], out of time order correlations (OTOC) functions [8, 9], or return probabilities [10], approximately, or even exactly reduce to the SFF. Finally, the SFF has come to prominence in the context of many-body physics [11–15] and holography [16–21], where it features in the effective boundary description of two-dimensional gravitational theories.

The spectral form factor is commonly discussed with reference to three temporal regimes: at times  $t < t_{\text{Th}}$  smaller than an effective *Thouless time*, it probes physical relaxation processes preceding the entry into an ergodic regime at times  $t > t_{\text{Th}}$ . (Our focus here will be on systems with late time ergodic behavior.) Once ergodic, it typically increases in a linear or near linear manner — the so called ‘ramp regime’ — up to a time  $t_{\text{H}} = 2\pi/\Delta$ , the *Heisenberg time* defined as the inverse of a system’s characteristic level spacing  $\Delta$ . At later times, the form factor approaches constant behavior, the ‘plateau regime’. Our focus in this paper will be on ergodic late time physics, ramp and plateau.

Even in the ergodic regime, the spectral form factor remains a statistically distributed quantity, and is subject to three different sources of fluctuations:

1. The SFF of generic chaotic quantum systems typically shows deviations from that of random matrix

theory (RMT), even deep in the ergodic regime at times  $t \simeq t_{\text{H}}$ . These deviations are due to large sample-to-sample fluctuations of the spectral density, which in many-body systems generally exceed those of Gaussian matrix ensembles. The deviations from the RMT form factor caused by these fluctuations have become a subject of study in their own right [22–25].

2. The form factor makes reference to physical time so that, by energy/time uncertainty, it includes an integral over energies (cf. Eqs. (2) and (3) below). The non-constancy of the spectral density of a quantum system affects the form factor and its statistical moments via this convolution mechanism [26].
3. Even within RMT, the spectral form factor is a famously non self-averaging quantity whose statistical fluctuations are of about the same order as the average, and not diminishing in the large system size limit [27, 28].

In generic interacting quantum systems these three fluctuation channels act in combination, leading to intricate statistics. Their importance is highlighted by the fact that the quantum systems relevant to present day applications are typically large,  $D \gg 1$ , but not thermodynamically large. Some of the fluctuation channels mentioned above diminish in the large system size limit,  $D \rightarrow \infty$ , but not all of them do. Finally, statistical data on the form factor is typically collected by sampling over a finite number of runs  $N_{\text{sim}}$ , either on a computer or in experiments. This opens a fourth fluctuation channel reflecting the statistics of a finite data set. In view of this level of complexity, it is important to understand the statistics of the random matrix SFF as a ‘null-model’ before comparing it to realistic quantum systems.

The statistics of the form factor in RMT has been the subject of a number of previous studies [18, 29–33], a key finding being that it is approximately Gaussian, which at the second order implies  $\overline{\text{SFF}^2} \simeq 2(\overline{\text{SFF}})^2$ , where  $\overline{\phantom{x}}$  is the ensemble average. Deviations from Gaussianity are subleading in  $D$  but otherwise universal signatures of the quantum ergodic phase. They, too, have come under scrutiny, with a number of contradictory results. Ref. [33] rigorously computes  $\overline{\text{SFF}}$  and  $\text{Var}(\text{SFF})$  for Wigner matrices, but only for  $t \ll N^{5/17}$ , and finds that SFF is self-averaging due to the effect of the edge spectrum. Ref. [29] agrees with Ref. [33] when such edge effect is neglected, but it also predicts the emergence of non-Gaussian statistics linearly increasing in time,  $t$ , at  $t = t_H/2$ . The sudden (non-analytic) onset of this correction is indicative of a non-perturbative effect, similar to the celebrated ‘ramp-plateau’ transition in the average SFF. Finally, Refs. [18, 30] predict a more complicated time dependence containing a linear term throughout the semiclassical regime  $t < t_H/2$ , and contributions of next-leading order in the  $1/D$ -expansion; we note that for [18], this equation is ancillary to the paper’s main results.

In the comparison of these results, it is important to remember that the SFF is subject to energy averaging, the second channel of fluctuations mentioned above: the SFF contains physical time in the dimensionless combination  $\tau \equiv t\Delta/2\pi$ , where  $\Delta \sim D^{-1}$  is the characteristic level spacing. Being defined in terms of an unconstrained trace  $\text{SFF} = |\text{tr}(U_t)|^2$  the scale  $\Delta = \Delta(\epsilon)$  enters averaged over the entire spectrum blurring otherwise sharply defined structures over scales  $\sim \Delta^{-1}$  [26]. This mechanism is absent in *circular ensembles*, defined in terms of Haar-distributed unitary operators with statistically uniform eigenphase spacing,  $\Delta = 2\pi/D$ , making them attractive candidates for the study of the more interesting ‘intrinsic’ statistical fluctuations, channel 3.

In this paper, we analyze the statistics of the SFF in random matrix theory and discuss the departures from Gaussianity, which are non-perturbative and universal. We apply a combination of different methods — random matrix techniques, field theory, diagrammatic perturbation theory, and direct diagonalization — to analyze the statistics, emphasis is put on the variance. Our numerical analysis focuses on models with relatively small  $D$ , where computing power is channeled into runs over many realizations and the deviations from Gaussian statistics are clearly resolved, as shown in Fig. 1 where we exemplify our results.

As summarized below, we analytically confirm and numerically validate the results of Ref. [29], while we find that the conflicting formula for  $\overline{\text{SFF}^2}$  in Refs. [18, 30] results from computational mistakes. Referring to the mathematical Ref. [33], which critically reviewed the applicability of common analytical approaches, we qualitatively discuss our understanding of their status in the analysis of  $1/D$ -subleading signatures such as the SFF statistics.

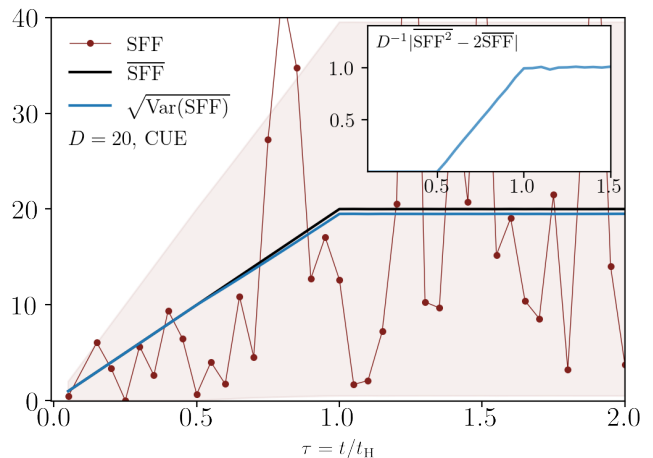


FIG. 1. Numerical summary of the paper. The spectral form factor (SFF) of a single realization (red dots) fluctuates over time around its average SFF (black line), with a variance  $\text{Var}(\text{SFF}) = \overline{\text{SFF}^2} - \overline{\text{SFF}}^2$  proportional to the average in the large- $D$  limit (blue line), i.e. Gaussian distribution. The amplitude of these fluctuations is indicated by the shaded red region. The data show deviations from the Gaussian behaviour for  $\tau = t/t_H > 1/2$ , as emphasized in the inset, which shows  $D^{-1}|\overline{\text{SFF}^2} - 2\overline{\text{SFF}}|^2$ . This work addresses precisely such deviations from Gaussianity, providing two analytical frameworks to account for them. Numerical simulation from a CUE for  $D = 20$ , average with  $N_{\text{sim}} = 2 \cdot 10^7$  samples.

In the next section, we provide a brief summary of our results. The rest of the paper is organized by technique: in Sec. II, we use the sine-kernel approach of random matrix theory. After a review of the method and notations, we compute the second moment of the spectral form factor, emphasizing the differences with the formula for the second moment in Refs. [18, 30]. In Sec. III, we use the supersymmetric method, employing a two-fold replicated non-linear sigma model.

## A. Summary of results

In this paper, we study the statistical moments of the spectral form factor  $\text{SFF} = |\text{tr} U_t|^2$  where  $U_t$  is a  $D \times D$  matrix sampled from a random matrix theory ensemble. It is well known that in the large  $D$  limit, the connected part of the spectral form factor, i.e.

$$\text{SFF}_c = |\text{tr} U_t|^2 - |\overline{\text{tr} U_t}|^2$$

contains universal properties about the spectral correlations of the level density  $\rho(\lambda) = \sum_{i=1}^D \delta(\lambda - \lambda_i)$  where  $\{\lambda_i\}_{i=1, \dots, D}$  are the eigenphases of the unitary generating the dynamics  $U_t$ . For definiteness, we focus on the unitary case and consider: I) evolution generated by the Circular Unitary Ensemble (CUE), i.e., the case  $U_t = U^t$ , where  $t \in \mathbb{N}$  is discrete-time and  $U$  is sampled uniformly from the unitary group; II)  $U_t = e^{-iHt}$ , where  $H$  is sampled according to the Gaussian Unitary Ensemble

(GUE).

The statistical properties of the SFF in the ergodic regime can be summarized via its moments as follows

$$\overline{(\text{SFF}_c)^n} = D^n \left( n! z(t)^n + \frac{1}{D} \text{Conn}_n(t) + \mathcal{O} \left( \frac{z(t)^n}{\sqrt{N_{\text{sim}}}} \right) \right). \quad (2)$$

Here, the leading term is given by the Gaussian contribution, expressed in terms of the average of the SFF, denoted  $z(t)$ , which is given by the Fourier integral

$$z(t) = \frac{1}{D} \int d\lambda_1 d\lambda_2 \bar{\rho}_c(\lambda_1, \lambda_2) e^{i(\lambda_1 - \lambda_2)t}, \quad (3)$$

where  $\bar{\rho}_c(\lambda_1, \lambda_2) = \overline{\rho(\lambda_1)\rho(\lambda_2)} - \bar{\rho}(\lambda_1)\bar{\rho}(\lambda_2)$  is the connected part of the two-point correlation function of the spectral density. Specifically, the SFF of the CUE with its constant density of states shows the celebrated ramp-plateau behavior [29]

$$z(t) = \begin{cases} t/t_H & \text{for } t < t_H \\ 1 & \text{for } t \geq t_H \end{cases}. \quad (4)$$

For the GUE, this result holds only approximately. Taking the non-constant spectral density into account leads to the modified result, also valid for finite  $D$ , that for  $t < \frac{4}{\pi}t_H$  reads [26]

$$z(t) = \frac{1}{2} \frac{t}{t_H} \sqrt{1 - \left( \frac{\pi t}{4 t_H} \right)^2} + \frac{2}{\pi} \arcsin \left( \frac{\pi t}{4 t_H} \right), \quad (5)$$

while it is one otherwise.

Secondly, the term  $\mathcal{O}(\dots)$  indicates the error resulting from an average over a finite number of simulations  $N_{\text{sim}}$ . It is of the order of  $z(t)^n$ , since SFF is approximately Gaussian (the variance of  $\text{SFF}^n$  scales as the square of its average), and it is suppressed as  $N_{\text{sim}}^{-1/2}$  due to the central limit theorem.

Finally,  $\text{Conn}_n(t)$ , denotes the subleading connected contribution to the higher moments of the spectral form factor (it vanishes for  $n = 1$ ). Its computation for  $n = 2$  is the main result of the present study.

The rest of the paper is summarized as follows:

1. We review how, to leading order in  $D$ , the SFF shows approximately Gaussian statistics, i.e.  $\overline{\text{SFF}^n} = n! z(t)^n$ . This also determines the size of the oscillatory error  $\mathcal{O}(\dots)$ , due to the sample-to-sample fluctuations in numerical averages. We show how this asymptotic Gaussian result can be understood intuitively, and in terms of straightforward perturbation theory.
2. We compute the subleading corrections at finite  $D$  by focusing on  $n = 2$ . They read

$$\text{Conn}_2(t) = z(2t) - 2z(t). \quad (6)$$

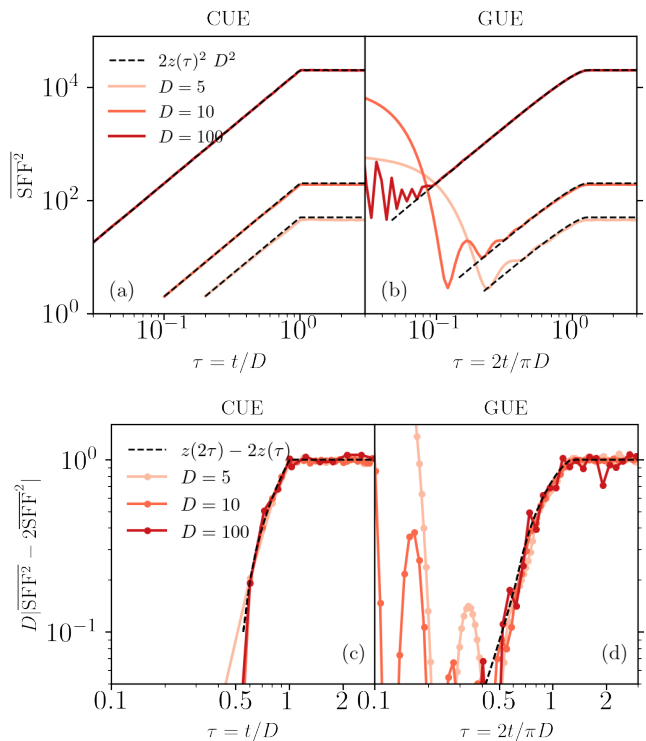


FIG. 2. Leading (a-b) and subleading (c-d) behavior of the second moment of the spectral form factor. Results were sampled from the CUE (left) and for the evolution of a GUE Hamiltonian (right). The numerical data for  $D = 5, 10, 100$  (red lines with increasing color intensity) are compared with the analytical prediction [ $2z(\tau)^2$  (a-b) and  $2z(\tau) - z(2\tau)$  (c-d)] (dashed black) using Eq. (4) and Eq. (5) in the two panels. The empirical average is obtained with  $N_{\text{sim}} = (5 \cdot 10^4, 5 \cdot 10^5, 2 \cdot 10^6)$  with  $D = 5, 10, 100$  respectively.

When considering the CUE, this result reduces to a linear regime between  $t_H/2$  and  $t_H$  [29], thus reproducing the data in the inset of Fig.1. Eq. (6) will follow from the application of two complementary analytical approaches:

- Random matrix theory provides an explicit result for higher-order spectral correlations in terms of a determinant of the so-called sine-kernel, which allows an explicit computation of the second moment of the spectral form factor, and in particular the subleading connected correction in Eq. (6). This approach has been previously pursued in Refs.[18, 30] with, however, some computational errors affecting the formula for  $\overline{\text{SFF}^2}$ .
- We apply the *supersymmetric sigma model*, four-fold replicated to compute the fourth moment of the density of states. The integration manifold featuring in this framework contains a discrete number of saddle points, which are not accessible in perturbation theory and responsible for the non-Gaussian contributions.

3. These findings are confirmed numerically, as shown in Fig. 2 for the leading and subleading behavior, in the two ensembles CUE and GUE. The plots show numerical averages obtained for large values of  $N_{\text{sim}}$ , such that the sampling fluctuations are already suppressed, as discussed in Sec. II A 1.

## II. RANDOM MATRIX THEORY

In this section, we review the statistics of the SFF, cf. Eq. (2), as described by techniques of Random Matrix Theory. Specifically, we will consider evolution generated by two standard ensembles:

I) Evolution generated by the Circular Unitary Ensemble (CUE):

$$U_t = U^t \quad \text{with} \quad U \sim \text{uniform} \quad t \in \mathbb{N}, \quad (7)$$

where  $U$  is sampled uniformly from the unitary group. In this case, the eigenphases of  $U$ ,  $\lambda_i$ , are uniformly distributed over the unit circle, leading to a constant density of states  $\bar{\rho}(\lambda) = \frac{D}{2\pi}$ , such that  $t_{\text{H}} = 2\pi\bar{\rho} = D$ .

II) Evolution generated by the Gaussian Unitary Ensemble (GUE), namely

$$U_t = e^{-iHt} \quad \text{with} \quad P(H) \propto \exp\left(-\frac{D}{2} \text{Tr}(H^2)\right). \quad (8)$$

The average density of states here is  $\bar{\rho}(\lambda) = \frac{D}{2\pi} \sqrt{4 - \lambda^2}$ , so one has  $D$  eigenvalues in an interval of size 4, and the mean level density can be estimated as  $\bar{\rho} = D/4$  and  $t_{\text{H}} = D \frac{\pi}{2}$  [34].

We begin in Sec. II A with a discussion of the ‘‘asymptotic’’ Gaussian statistics of the spectral form factor, valid in the  $D \rightarrow \infty$  limit. On this basis, we will discuss the size of the fluctuations in empirical, i.e. numerical, averages, explaining the first and third term in Eq. (2). In Sec. II B, we will then employ the sine-kernel formalism to derive the subleading corrections to the Gaussian result, namely the second term in Eq. (2).

### A. Gaussian statistics of the SFF for $D \rightarrow \infty$

We begin by formulating a simple argument for the approximated Gaussian statistics of the spectral form factor, valid for  $D \rightarrow \infty$ . Let us define the random variable

$$u_t = \text{tr}(U_t) = \sum_i e^{i\lambda_i t}, \quad (9)$$

and represent it as the Fourier transform of the density of states

$$u_t = \int d\lambda \rho(\lambda) e^{i\lambda t}, \quad (10)$$

In the CUE, the constancy of  $\bar{\rho}$  implies the vanishing of its average  $\bar{u}_t$  for any  $t > 0$ , namely

$$\bar{u}_t = \int d\lambda \bar{\rho}(\lambda) e^{i\lambda t} = \frac{D}{2\pi} \delta(t). \quad (11)$$

By contrast, the Fourier transform of the semi-circular spectral density of the GUE is given by

$$\bar{u}_t = \int d\lambda \bar{\rho}(\lambda) e^{i\lambda t} = D \frac{J_1(2t)}{t}, \quad (12)$$

where  $J_1(t)$  is the Bessel function of the first kind. For times  $t \gtrsim 1$  exceeding the microscopically short inverse of the band width, this function, too, is approximately vanishing. As discussed in the introduction, we refer to the time regime where  $\bar{u}_t$  is suppressed as the ‘‘ergodic regime’’.

Hence, the fluctuation part

$$u_f(t) = u_t - \bar{u}_t, \quad (13)$$

is the Fourier Transform of  $\rho_f(\lambda) = \rho(\lambda) - \bar{\rho}(\lambda)$ . In the ensembles under consideration, in the large  $D$  limit, the spectral density becomes approximately Gaussian distributed [29, 33] with variance

$$\bar{\rho}_c(\lambda_1, \lambda_2) \equiv \overline{\rho(\lambda_1)\rho(\lambda_2)} - \bar{\rho}(\lambda_1)\bar{\rho}(\lambda_2).$$

This statistics is inherited by  $u_t$ , implying that *in the large  $D$  limit  $u_f(t)$  is a Gaussian random variable with zero average and variance*

$$\overline{|u_f|^2} = Dz(t), \quad (14)$$

where  $z(t)$  – defined in Eq. (3) – encodes universal properties of the spectrum and can be computed via RMT techniques as discussed below in Sec. II B. On this basis, the moments of the SFF, which are the moments of  $u_f(t)$ , are those of a Gaussian random variable [35]:

$$\lim_{D \rightarrow \infty} \overline{\text{SFF}_c^n} = \lim_{D \rightarrow \infty} \overline{|u_f(t)|^{2n}} = n! [Dz(t)]^n. \quad (15)$$

This behavior is confirmed by numerically evaluating the moments of the spectral form factor up to  $n = 4$ , as reported in Fig. 3 in the two ensembles of interest. As the plot shows, the numerical averages of  $\overline{\text{SFF}^n}$  follow the Gaussian prediction  $n!D^n z^n(t)$ , with some deviations, which are visible here for a small matrix of size  $D = 10$ .

#### 1. Variances and empirical averages

Unlike many other observables characterizing random systems, the SFF is not self-averaging in the  $D \rightarrow \infty$  limit [27, 28]. Rather, its approximate Gaussianity in the large  $D$  limit, implies fluctuations of about the same size as the average:

$$\begin{aligned} \text{Var}(\text{SFF}) &= \overline{\text{SFF}^2} - \overline{\text{SFF}}^2 \\ &= [Dz(t)]^2 = \overline{\text{SFF}^2}, \end{aligned} \quad (16)$$



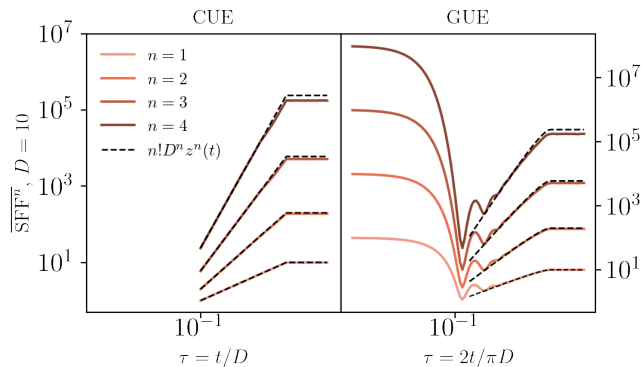


FIG. 3. Higher-order moments of the spectral form factor,  $\overline{\text{SFF}^n}$  for  $n = 1, 2, 3, 4$  (orange lines with increasing intensity) compared with the Gaussian prediction, cf. Eq. (15) (black dashed line). Results are sampled from the CUE (left panel) and for the evolution of a GUE Hamiltonian (right panel) using  $z(t)$  from Eq. (4) and Eq. (5) in the two panels. The numerical data at fixed  $D = 10$  averaged over  $N_{\text{sim}} = 5 \cdot 10^5$  samples.

as numerically verified in Fig.1. This property is true at every order  $n$ : via Eq. (15), one has

$$\begin{aligned} \text{Var}(\text{SFF}^n) &= \overline{\text{SFF}^{2n}} - \overline{\text{SFF}^n}^2 \\ &= ((2n)! - (n!)^2)[Dz(t)]^{2n} \propto \overline{\text{SFF}^{n^2}}, \end{aligned} \quad (17)$$

showing that the variance of the  $n$ th moment scales as the square of its average.

This property has implications for the empirical (i.e. numerical) computation of expectation values  $[\cdot]_{N_{\text{sim}}}$  averaged over  $N_{\text{sim}}$  samples. According to the central limit theorem, the fluctuations are suppressed with  $N_{\text{sim}}^{-1/2}$  with an amplitude proportional to the standard deviation, i.e.

$$\begin{aligned} \lim_{D \rightarrow \infty} \overline{[\text{SFF}^n]_{N_{\text{sim}}}} &= \overline{\text{SFF}^n} + \mathcal{O}(\sqrt{\text{Var}(\text{SFF}^n)} N_{\text{sim}}^{-1/2}) \\ &= D^n \left( n!z^n(t) + \mathcal{O}(z^n(t)N_{\text{sim}}^{-1/2}) \right), \end{aligned} \quad (18)$$

where in the second line, we have used Eq. (17) and Eq. (15). We thus have recovered the first and third terms in Eq. (2). This shows that the sampling fluctuations vanish as the number of samples  $N_{\text{sim}}$  goes to infinity, making the average well-defined. Note, however, that these oscillations may be relevant when addressing numerically subleading contributions  $\propto D^{-1}$  and, in those cases, one shall choose  $N_{\text{sim}}$  adequately large.

Fig. 4 shows data for  $\frac{1}{D}|\overline{\text{SFF}^2} - 2\overline{\text{SFF}}^2|$  with  $D = 100$ . For few simulation runs, the distribution of data points reflects the fluctuations due to the finiteness of  $N_{\text{sim}}$ , and it is centered around the estimate functions  $Dz^2(t)/N_{\text{sim}}^{-1/2}$ , indicated by solid blue lines. However, for large values  $N_{\text{sim}} \gg D^2$  the fluctuations converge to a different function, namely the genuine deviation from Gaussianity  $z(2t) - 2z(t)$  defined in Eqs. (2) and (6), and

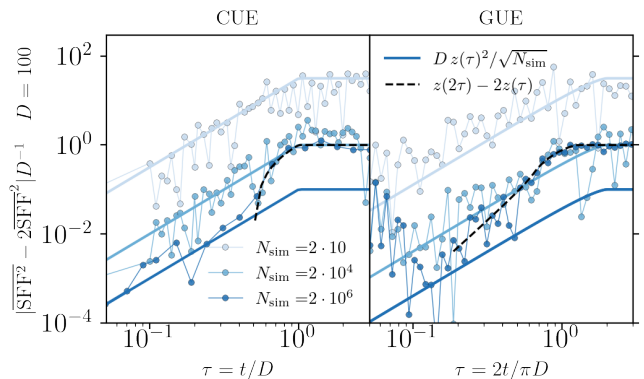


FIG. 4. Oscillations in the subleading correction to the second moment of the spectral form factor for different empirical averages over  $N_{\text{sim}}$  simulations. Results are sampled from the CUE (left panel) and for the evolution of a GUE Hamiltonian (right panel). The numerical data at fixed  $D = 100$  averaged over  $N_{\text{sim}} = 20, 2 \cdot 10^4, 2 \cdot 10^6$  (blue lines with increasing color intensity) are compared with the prediction in Eq. (2), with full blue lines we indicate the amplitude of the oscillatory term  $\mathcal{O}(Dz^2(\tau)/\sqrt{N_{\text{sim}}})$  and with a dashed black line the subleading correction in Eq. (6), using Eq. (4) and Eq. (5) in the two panels.

represented by a dashed black line in the figure. The goal of the next section is to understand the origin of this subleading term using the tools of RMT.

## B. Sine-Kernel predictions

In this section, we review the random matrix theory framework for analyzing moments of the SFF. We closely follow Ref. [30], where explicit calculations are presented at a high level of detail. However, we also correct a number of inconsistencies which ultimately led to incorrect final results.

Before delving into the analysis of the SFF, let us review a few elements of RMT spectral statistics. Random matrix theory describes the energy spectra in terms of correlation functions defined as

$$R_n(\lambda_1, \dots, \lambda_n) = \sum_{i_1 \neq i_2 \neq \dots \neq i_n} \overline{\delta(\lambda_1 - \lambda_{i_1}) \dots \delta(\lambda_n - \lambda_{i_n})}, \quad (19)$$

where the overbar denotes averaging over the statistical ensemble of the eigenvalues of either of Gaussian or Haar distributed random operators (the results summarized in this section applies to both cases unless explicitly noted). These functions are commonly defined to exclude the auto-correlation of identical levels, as indicated by the condition  $i_1 \neq i_2 \dots$  beneath the sum. This exclusion leads to modifications relative to the unconditioned sum which are small in  $D^{-1}$ , but become important when it comes to higher order cumulative correlations — we need to keep an eye on them [36].

The two lowest-order correlation functions of this type are

$$R_1(\lambda) = \bar{\rho}(\lambda), \quad (20)$$

defining the average of the spectral density

$$\rho(\lambda) = \sum_i \delta(\lambda - \lambda_i), \quad (21)$$

normalized as  $\int d\lambda R_1(\lambda) = \int d\lambda \bar{\rho}(\lambda) = D$ , and

$$R_2(\lambda_1, \lambda_2) = \overline{\rho(\lambda_1)\rho(\lambda_2)} - \delta(\lambda_1 - \lambda_2)\bar{\rho}(\lambda_1), \quad (22)$$

where the subtraction removes the auto-correlation part entering the first term.

A crucial result of RMT expresses the correlations between  $n$  levels as the determinant of an  $n$ -dimensional matrix,

$$R_n(\lambda_1, \dots, \lambda_n) = \det(K_D(\lambda_i, \lambda_j))_{i,j=1}^n, \quad (23)$$

where the specific form of the kernel  $K_D(\lambda, \lambda')$  depends on the symmetries of the matrix ensemble, the magnitude of the spacings  $|\lambda - \lambda'|$ , and on the distinction unitary vs. hermitian matrix realization. However, in the case  $|\lambda - \lambda'| \sim D^{-1}$  of eigenvalues close on scales of the level spacing, a limit of high universality is realized. The kernel  $K_D(\lambda, \lambda') = K_D(\lambda - \lambda')$  then depends only on eigenvalue differences, with a single-argument function  $K_D(\lambda)$  solely determined by symmetries. Specifically, for class A (aka GUE/CUE) describing hermitian or unitary random operators excluding further symmetry constraints,  $K_D$  is the celebrated sine kernel defined as

$$\lim_{D \rightarrow \infty} K_D(\lambda_i, \lambda_j) = \begin{cases} \bar{\rho} \frac{\sin(\pi\bar{\rho}(\lambda_i - \lambda_j))}{\pi\bar{\rho}(\lambda_i - \lambda_j)} & \text{for } i \neq j, \\ \bar{\rho} & \text{for } i = j, \end{cases} \quad (24)$$

where  $\bar{\rho} \approx \bar{\rho}(\lambda_1) \approx \bar{\rho}(\lambda_2)$  is the characteristic spectral density at the point where the spectrum is probed.

On this basis, we now turn to the analysis of the spectral form factor, whose  $k$ th moment is defined as

$$\begin{aligned} \overline{\text{SFF}}^k &= \overline{(\text{Tr}(e^{-iHt}) \text{Tr}(e^{iHt}))^k} \\ &= \overline{\sum_{i_1 \dots i_k, j_1 \dots j_k} e^{i(\lambda_{i_1} + \dots + \lambda_{i_k} - \lambda_{j_1} - \dots - \lambda_{j_k})t}} \\ &= \int_{\lambda} \overline{\rho(\lambda_1) \dots \rho(\lambda_{2k})} e^{i(\lambda_1 + \dots + \lambda_k - \lambda_{k+1} - \dots - \lambda_{2k})t} \end{aligned} \quad (25)$$

in terms of eigenvalues, where here and throughout  $\int_{\lambda}$  is shorthand notation for the intergration over all  $\lambda$ -variables. In the following, we use this representation as a starting point to obtain explicit representations in terms of random matrix correlation functions for the cases  $k = 1$  and  $2$ .

### 1. First moment of the SFF

As a warmup, consider Eq. (25) for  $k = 1$ ,

$$\overline{\text{SFF}} = \int_{\lambda} \overline{\rho(\lambda_1)\rho(\lambda_2)} e^{i(\lambda_1 - \lambda_2)t} \quad (26)$$

Using the definition of  $R_2$  in Eq. (22) and its expression given by determinant formula in Eq. (23), i.e.

$$R_2(\lambda_1, \lambda_2) = \bar{\rho}(\lambda_1)\bar{\rho}(\lambda_2) - K(\lambda_1, \lambda_2)^2,$$

we obtain

$$\begin{aligned} \overline{\text{SFF}} &= D + \int_{\lambda} R_2(\lambda_1, \lambda_2) e^{i(\lambda_1 - \lambda_2)t} \\ &= D + |\bar{u}_t|^2 - \int_{\lambda} K_D(\lambda_1, \lambda_2)^2 e^{i(\lambda_1 - \lambda_2)t} \end{aligned} \quad (27)$$

where  $\bar{u}_t$  is the Fourier transform of the average density of states, cf. Eqs. (10), (11), (12). Accordingly, the connected part of the SFF (cf. Eq. (2)),  $\overline{\text{SFF}}_c = \overline{\text{SFF}} - |\bar{u}_t|^2$ , is determined by the sine-kernel as

$$\overline{\text{SFF}}_c = Dz(t),$$

with

$$z(t) = 1 - \frac{1}{D} \int_{\lambda} K_D(\lambda_1, \lambda_2)^2 e^{i(\lambda_1 - \lambda_2)t}. \quad (28)$$

Assuming a constant average density of states  $\bar{\rho} \equiv t_H/2\pi$ , the Fourier transform of Eq. (24) then leads to the celebrated result

$$\overline{\text{SFF}}_c = D \begin{cases} \tau & \text{for } \tau < 1, \\ 1 & \text{for } \tau > 1, \end{cases} \quad \tau \equiv \frac{t}{t_H}, \quad (29)$$

showing the characteristic ramp and plateau structure with linear growth followed by instantaneous saturation at  $t = t_H$ .

For the GUE, the non-constancy of the average spectral density leads to modifications of this result. A detailed analysis of the integral in Eq. (28) with account for an energy-dependent  $\bar{\rho}(\lambda)$  in Eq. (24) yields Eq. (5) [26], which provides an improved basis for the comparison with numerical simulations for values of  $D$  where these modifications become sizable.

### 2. Second moment of the SFF

Turning to the second moment,  $k = 2$  in Eq. (25), we start from the formal eigenvalue sum

$$\overline{\text{SFF}}_2 = \sum_{i_1, i_2, j_1, j_2} \overline{e^{i(\lambda_{i_1} + \lambda_{i_2} - \lambda_{j_1} - \lambda_{j_2})t}}. \quad (30)$$

The first task now is to organize this sum into contributions with a definite number of pairwise equal indices. These terms can then be individually represented

in terms of the correlation functions  $R_{1,\dots,4}$ , Eq. (19), leading to

$$\begin{aligned} \overline{\text{SFF}^2} &= \int_{\lambda} R_4(\lambda_1, \lambda_2, \lambda_3, \lambda_4) e^{i(\lambda_1+\lambda_2-\lambda_3-\lambda_4)t} \\ &+ 2 \int_{\lambda} R_3(\lambda_1, \lambda_2, \lambda_3) e^{i(2\lambda_1-\lambda_2-\lambda_3)t} \\ &+ \int_{\lambda} R_2(\lambda_1, \lambda_2) e^{2i(\lambda_1-\lambda_2)t} \\ &+ 4(D-1) \int_{\lambda} R_2(\lambda_1, \lambda_2) e^{i(\lambda_1-\lambda_2)t} \\ &+ 2D^2 - D. \end{aligned} \quad (31)$$

Here, the third and the fourth line have already been computed in terms of  $z(t)$  in Eq. (28) as

$$\int_{\lambda} R_2(\lambda_1, \lambda_2) e^{i(\lambda_1-\lambda_2)t} = D[z(t) - 1] + |\overline{u}_t|^2.$$

Turning to the first and second line, we use Eq. (23) to represent them through determinants of rank 4 and 3 matrices, and then do the integral over energy arguments. Referring to Appendix A for details, this leads to

$$\begin{aligned} \int_{\lambda} R_3(\lambda_1, \lambda_2, \lambda_3) e^{i(2\lambda_1-\lambda_2-\lambda_3)t} \\ = 2D[1 - z(2t)] + \text{Re}(\overline{u}_{2t} \overline{u}_{-t}^2), \end{aligned} \quad (32a)$$

$$\begin{aligned} \int_{\lambda} R_4(\lambda_1, \lambda_2, \lambda_3, \lambda_4) e^{i(\lambda_1+\lambda_2-\lambda_3-\lambda_4)t} \\ = 2D^2[1 - z(t)]^2 - 2D[3 - z(t) - 2z(2t)] \\ + |\overline{u}_t|^4 - 4D|\overline{u}_t|^2[1 - z(t)]. \end{aligned} \quad (32b)$$

Summing over all the contributions, the second moment of the SFF reads

$$\begin{aligned} \overline{\text{SFF}^2} &= |\overline{u}_t|^4 + [|\overline{u}_{2t}|^2 - 4|\overline{u}_t|^2] \\ &+ 2[\text{Re}(\overline{u}_{2t} \overline{u}_{-t}^2) + 2|\overline{u}_t|^2 D z(t)] \\ &+ 2D^2 z(t)^2 + D[z(2t) - 2z(t)], \end{aligned} \quad (33)$$

Thus, neglecting the rapidly vanishing factors  $\overline{u}_t$ , this equation simplifies to

$$\overline{\text{SFF}^2} \simeq 2D^2 z(t)^2 + D[z(2t) - 2z(t)]. \quad (34)$$

where the first term corresponds to the asymptotic Gaussian result discussed in Sec. II A. However, the second term defines the sub-leading non-Gaussian contribution in Eq. (2) as

$$\text{Conn}_2(t) = z(2t) - 2z(t). \quad (35)$$

For the CUE, where  $z(t)$  is given by Eq.(4), it assumes the form

$$\text{Conn}_2(t) = \begin{cases} 0 & \text{for } t < \frac{t_H}{2}, \\ 1 - 2t/t_H & \text{for } \frac{t_H}{2} < t < t_H, \\ -1 & \text{for } t > t_H. \end{cases} \quad (36)$$

Adding the Gaussian contribution, we obtain the final result

$$\overline{\text{SFF}^2} = D^2 \begin{cases} 2\tau^2 & \text{for } \tau < \frac{1}{2} \\ 2\tau^2 + (1 - 2\tau)/D & \text{for } \frac{1}{2} < \tau < 1 \\ 2 - 1/D & \text{for } \tau > 1 \end{cases}, \quad (37)$$

first obtained in [29] by a different method operating entirely in the time domain. Eq. (37) describes the second moment of the form factor, distinguishing between three time domains. The quadratic growth for early times ( $t < t_H/2$ ) represents purely Gaussian statistics, i.e.  $\overline{\text{SFF}^2} = (\overline{\text{SFF}})^2 + \text{var}(\text{SFF})$ , with  $\text{var}(\text{SFF}) = \overline{\text{SFF}^2} - \tau^2$ . This is a regime accessible to perturbation theory, as discussed in Sec. III A. The constancy for late times,  $\tau > 1$ , can be heuristically understood from Eq. (30). In this regime, only contributions without oscillatory phases survive. Elementary combinatorics shows that there are  $2D^2 - D$  of these, explaining the constant. If the perturbative result  $\sim \tau^2$  would extend up to  $\tau = 1$ , we would observe a mismatch between  $2D^2$  (perturbative) and  $2D^2 - D$  (plateau). The form factor avoids this problem by sandwiching in a third regime between  $\tau = 1/2$  and  $\tau = 1$ . The sudden (non-analytic) change at  $\tau = 1/2$  hints at the non-perturbative nature of this intermediate regime.

Finally, for the GUE ensemble, the substitution of Eq. (5) into Eq. (35) leads to a refined representation which we do not display explicitly but use in our comparison with simulations.

This result is in agreement with numerics, as shown in Fig. 2 above for both the CUE and GUE. In the Section below, we show how to retrieve the same behavior using field theory computations, reinforcing the validity of our corrected approach.

### III. FIELD-THEORY CALCULATIONS

In this Section, we will discuss how field theory techniques can be employed to rationalize the statistics of the spectral form factor. In this realm, Random Matrix Theory has developed a portfolio of powerful non-perturbative tools for the computation of spectral observables. However, before turning to the discussion of the SFF in terms of such methods in Sec. III B, it is worth taking a look at the situation within the framework of perturbation theory in  $D^{-1}$ . The advantage of this approach, reviewed in Sec. III A, is that it keeps transparent track of this control parameter at all stages of the computation and provides an intuitive explanation for the Gaussian correlation of the SFF discussed in Section II A. Readers primarily interested in final results may skip the next section and proceed directly to Sec. III B.

### A. Asymptotic Gaussian SFF from perturbation theory

For definiteness, we consider a GUE ensemble of Hamiltonians  $H = \{H_{\mu\nu}\}$  distributed according to Eq. (8) with second moment  $\overline{|H_{\mu\nu}|^2} = D^{-1}$ . The perturbative approach is best formulated in energy-Fourier space where the retarded Green function

$$G^+(\lambda) \equiv -i \int_0^\infty dt U_t e^{i(\lambda+i0)t} = (\lambda^+ - H)^{-1}$$

and its advanced sibling are center stage, where we use the short-hand notations  $\lambda^\pm = \lambda \pm i0$ . An expansion of these objects in  $H$  yields formal series, which we need to analyze to leading order in a  $D^{-1}$  expansion. This analysis is best organized in a two-stage process, where one first computes  $\bar{G}^\pm \equiv \overline{G^\pm}$ , before turning to the computation of correlations between different Green functions.

#### 1. Average Green function

The way in which the parameter  $D \gg 1$  facilitates the computation of the Green function is illustrated in Fig. 5. At each additional order of the expansion in even powers of  $H$ , we must pick up a free running summation over  $\mu$  to compensate for the  $D^{-1}$  in the GUE variance. In the diagrammatic code used in the figure, this amounts to the exclusion of the diagrams with intersecting lines. The survivor class of non-crossing diagrams can be summed up, and leads to the equation

$$\bar{G}^\pm(\lambda) = \frac{1}{\lambda^\pm - \bar{G}^\pm(\lambda)}.$$

Alluding to the resemblance of the denominator to that of a quantum state subject to a ‘self energy’  $\Sigma = G$ , this equation is known as the *self-consistent Born approximation* (SCBA), or Pastur equation in the context of Random Matrix Theory. The straightforward solution of the quadratic equation leads to

$$\bar{G}_{\mu\nu}^\pm(\lambda) = \frac{\delta_{\mu\nu}}{\frac{\lambda}{2} \pm i\Sigma(\lambda)} = \delta_{\mu\nu} \left( \frac{\lambda}{2} \mp i\Sigma(\lambda) \right), \quad (38)$$

with

$$\Sigma(\lambda) = \left( 1 - \left( \frac{\lambda}{2} \right)^2 \right)^{1/2}.$$

From here, the average spectral density is seen to realize the celebrated semi-circular profile,

$$\bar{\rho}(\lambda) = -\frac{1}{2\pi i} \text{tr}(\bar{G}^+(\lambda) - \bar{G}^-(\lambda)) = \frac{D}{\pi} \Sigma(\lambda).$$

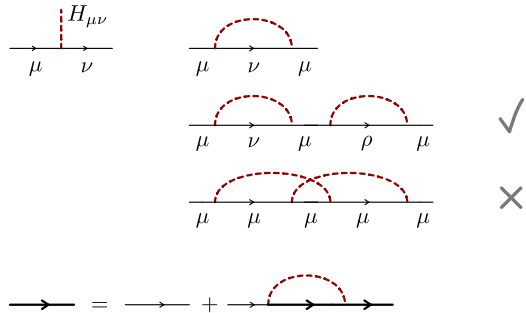


FIG. 5. Top left: graphical representation of the expansion of the resolvent to first order in  $H$ . Top right: The averaging of a second order term leads to index correlations as indicated. Right center: To leading order in the  $D^{-1}$  expansion, each additional order in  $H^2$  must be accompanied by a free running index summation. The diagram shown satisfies this criterion. Right bottom: a suppressed diagram, which we disregard. Bottom: the recursive summation of all diagrams without crossing lines defines the SCBA.

#### 2. Average SFF

With these results in place, we can readily turn to the computation of the average SFF. Working in the energy representation we represent the spectral density as the difference between retarded and advanced Green functions, to obtain the connected correlation function  $\bar{\rho}_c(\lambda_1, \lambda_2)$  featuring in Eq. (3) as

$$\bar{\rho}_c(\lambda_1, \lambda_2) = -\frac{1}{(2\pi)^2} \sum_{s_1, s_2 = \pm} s_1 s_2 X^{s_1 s_2},$$

$$X^{s_1 s_2} \equiv \overline{\text{tr}(G^{s_1}(\lambda_1)) \text{tr}(G^{s_2}(\lambda_2))}.$$

Notice that  $X$  here and in the following only accounts for the connected part of the correlation function. Let us first focus on the building block  $X^{+-}$ . An economical way to compute it in perturbation theory represents the traces as derivatives of ‘generating functions’:  $\text{tr}(G^\pm(\lambda)) = \partial_{\lambda^\pm} \text{tr} \ln(\lambda^\pm - H)$ . Now, consider the representation

$$X^{+-}(\lambda_1, \lambda_2) = \partial_{\lambda_1 \lambda_2}^2 \overline{\text{tr} \ln(\lambda_1^+ - H) \text{tr} \ln(\lambda_2^- - H)}$$

expanded in a formal series in  $H$ . To leading order in the  $D^{-1}$  expansion, the subsequent average over  $H$  will then select all diagrams excluding intersections, and the corresponding contraction lines fall into two categories, lines connecting individual logarithmic factors with themselves, and lines between the two logarithms. The summation over the former amounts to a replacement of the resolvent operators featuring as arguments of the  $\text{tr} \ln$  by the dressed resolvents discussed in the foregoing section. For a visualization of the ladder structures connecting the two logarithms, we refer to Fig. 6. Focusing on a region where  $|\lambda_1 - \lambda_2| \sim D^{-1}$ , one can



expand the density of state around the average energy  $\lambda \equiv (\lambda_1 + \lambda_2)/2$  and the resummation of the resulting diagrams leads to the result

$$\begin{aligned} X^{+-}(\lambda_1, \lambda_2) &\simeq \partial_{\lambda_1, \lambda_2}^2 \ln \left( 1 - \frac{1}{D} \text{tr} (\bar{G}^+(\lambda_1) \bar{G}^-(\lambda_2)) \right) \\ &\simeq \partial_{\lambda_1, \lambda_2}^2 \ln \left( \frac{i\pi \bar{\rho}(\lambda)}{2D} (\lambda_1 - \lambda_2) \right) \\ &\simeq -\frac{1}{(\lambda_1 - \lambda_2)^2}, \end{aligned}$$

where the “ $\simeq$ ” are equalities up to corrections of sub-leading order in  $D^{-1}$ . For an interpretation of the two-fold derivative in the language of diagrams, we again refer to Fig. 6. Turning to the remaining terms  $X^{ss}$ ,  $X^{+-}$  is symmetric in  $\lambda_1$  and  $\lambda_2$ , implying that  $X^{-+}(\lambda_1, \lambda_2) = X^{+-}(\lambda_1, \lambda_2)$ . However, the uni-causal terms  $X^{++}$  and  $X^{--}$  contain the essential logarithm in the form  $\ln \left( 1 - \frac{1}{D} \text{tr} (\bar{G}^s \bar{G}^s) \right)$ . Since  $\bar{G}^s \bar{G}^s \approx -1$ , we obtain no singularity  $\lambda_1 - \lambda_2$ . Upon Fourier transformation back to time, these terms generate short-lived contributions  $\sim \delta(t)$ , where the  $\delta$ -function is smeared over scales  $\sim \lambda^{-1}$ . We neglect them as inessential in the finite time form factor. Adding the contributions  $X^{+-} + X^{-+}$ , we obtain the perturbative result

$$\bar{\rho}_c(\lambda_1, \lambda_2) \approx -\frac{1}{2} \left( \frac{1}{\pi(\lambda_1 - \lambda_2)} \right)^2 \quad (39)$$

which, back into Eq. (3) and upon Fourier transforming, leads the linear ramp of the SFF.

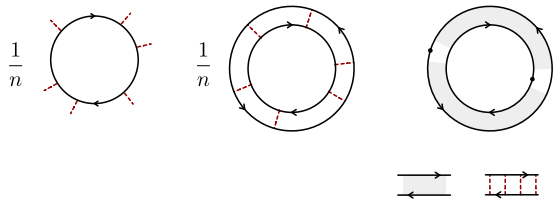


FIG. 6. Left: perturbative expansion of the Green function generating function. The logarithmic form of the generating function leads to a factor  $1/n$  at  $n$ th order. Center: The average of two generating functions, where the direction of the arrows distinguishes between retarded and advanced resolvent. Notice the thickened lines indicating that the individual resolvents are SCBA dressed. Right: diagrammatic interpretation of the correlation function between two closed loops (traces) of Green functions. The shaded regions represent ladder diagrams, i.e. geometric series of non-crossing scattering processes. This can be interpreted as a heuristic version of the resolvent method in Ref. [33].

### 3. Second Moment of SFF

The framework above affords straightforward generalization to the  $n$ th moment of the SFF. All we need to

do is consider  $2n$  generating function factors with appropriately multiplied energy arguments. It is now straightforward to convince oneself that to leading order in the  $D^{-1}$  expansion there are no diagrams coupling more than 2 factors together. In other words, the average decouples into  $n$  factors, as indicated in Fig. 7 for the case  $n = 2$ . The combinatorial factor  $n!$  counting the different choices of pairings explains the approximately Gaussian statistics of the SFF (again, to leading order in  $D^{-1}$ ).

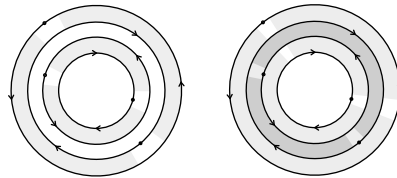


FIG. 7. To leading order in  $D^{-1}$ , i.e. to an order satisfying the one-summation-per-scattering-process rule, products of  $2n$  generating functions statistically decouple, as indicated here for  $n = 2$ . The sum of the two diagrams on the right-hand-side defines the second moment of the SFF. Notice that the individual propagators (distinguished by shading for improved visibility) correspond to energy denominators  $1/(\lambda_{1+} - \lambda_{1-})^2 (\lambda_{2+} - \lambda_{2-})^2$  and  $1/(\lambda_{1+} - \lambda_{2-})^2 (\lambda_{2+} - \lambda_{1-})^2$ , respectively.

### B. Subleading corrections via the supersymmetric method

To capture only the universal properties of the deviations from Gaussianity, we focus in this section on the CUE ensemble, where the density of states is constant.

In order to access the non-perturbative contributions to the statistics of the SFF, we employ a supersymmetric approach [37]. In this framework, the generating function for a given moment of the SFF, expressed as a ratio of determinants, is reformulated as an integral over bosonic and fermionic ‘ghost’ fields. This representation allows for performing the ensemble average right at the beginning of the calculation, yielding an interacting theory between these bosonic and fermionic auxiliary variables.

The strategy then consists of decoupling the interaction via either a Hubbard-Stratonovich or color-flavor transformation, and integrating out the ghost fields. The generating function is then expressed in terms of an effective action of the Hubbard-Stratonovich field, which can be semiclassically evaluated by expanding around a number of saddles in the large  $D$  limit.

For the first moment,  $\overline{\text{SFF}}_c$ , it is well known that there are only two relevant saddles: the standard saddle, which gives rise to the ramp, discussed in Eq. (39), and the Andreev-Altshuler saddle, which gives rise to the plateau [38]. For the second moment,  $\overline{\text{SFF}}_c^2$ , the effective theory will be a replicated version of the theory for the first moment, and the higher correlations are captured through

a set of new saddles that generalize the standard and Andreev-Altshuler saddles.

### 1. Generating function and nonlinear sigma model

Let us then start by observing that

$$\mathrm{tr}(U^t) = \int \frac{d\phi}{2\pi} e^{-i\phi t} \mathrm{tr} \left( \frac{1}{1 - e^{i\phi^+} U} \right), \quad (40)$$

$$\mathrm{tr}([U^\dagger]^t) = \int \frac{d\phi}{2\pi} e^{i\phi t} \mathrm{tr} \left( \frac{1}{1 - e^{-i\phi^-} U^\dagger} \right), \quad (41)$$

with  $t \in \mathbb{N}$  the total (discrete) time of evolution and  $\phi_s^\pm = \phi_s \pm i0$  slightly shifted into the upper/lower complex plane. This motivates to introduce

$$\mathcal{Z}(\alpha, \phi) = \left\langle \frac{\det(1 - e^{i(\alpha_1 + \phi_1^+)} U^\dagger) \det(1 - e^{i(\alpha_2 + \phi_2^+)} U^\dagger) \det(1 - e^{-i(\alpha_3 + \phi_3^-)} U) \det(1 - e^{-i(\alpha_4 + \phi_4^-)} U)}{\det(1 - e^{i\phi_1^+} U^\dagger) \det(1 - e^{i\phi_2^+} U^\dagger) \det(1 - e^{-i\phi_3^-} U) \det(1 - e^{-i\phi_4^-} U)} \right\rangle_U, \quad (42)$$

as a generating function for the second moments of the form factor. Indeed, it can be verified that

$$\overline{\mathrm{SFF}^2} = \frac{1}{(2\pi)^4} \int d\phi \mathcal{F}(\phi) e^{-it(\phi_1 + \phi_2 - \phi_3 - \phi_4)} \quad (43)$$

$$\mathcal{F}(\phi) = \partial_{\alpha_1} \partial_{\alpha_2} \partial_{\alpha_3} \partial_{\alpha_4} \mathcal{Z}(\alpha, \phi) \Big|_{\alpha=0}, \quad (44)$$

where  $\int d\phi$  denotes integration over all  $\phi$ -variables. The four determinants in the numerator and denominator of Eq. (42) then allow for integral-representations involving four complex ('bosonic') and four Grassmann ('fermionic') variables, respectively. By collecting the eight integration variables into the 'supervector'  $\psi$ , we can then express

$$\mathcal{Z} = \int_{U(D)} dU \int d(\bar{\psi}, \psi) e^{\bar{\psi}(\mathbf{1}_{8D} - EU)\psi}, \quad (45)$$

where the integration of bosonic variables is along the imaginary axis, and  $\mathbf{1}_{8D}$  is the identity matrix operating in the 8-fold replicated Hilbert space of graded ('bosonic/fermionic'), causal ('retarded/advanced'), and replicated ('1/2') variables. Here we upgraded the time-evolution operator

$$U = \begin{pmatrix} U^\dagger & \\ & U \end{pmatrix}_{ra} \otimes \mathbf{1}_2 \otimes \mathbf{1}_{bf}, \quad (46)$$

to act on the replicated Hilbert space, where 'flavor' subindices  $ra$ , 2 and  $bf$  here and in the following denote the subspace of causal, replica and graded indices, respectively. Furthermore, we introduced

$$E = \exp(i\Lambda(\phi + \alpha)), \quad (47)$$

involving sources and phases organized into matrices

$$\alpha = \mathrm{diag}(\alpha_1, \alpha_2, \alpha_3, \alpha_4) \otimes \pi_f, \quad (48)$$

$$\phi = \mathrm{diag}(\phi_1^+, \phi_2^+, \phi_3^-, \phi_4^-) \otimes \mathbf{1}_{bf}, \quad (49)$$

where  $\pi_f = \frac{1}{2}(1 - \sigma_3^{bf})$  is a projection onto Grassmann components and we omitted the trivial Hilbert-space structure  $\mathbf{1}_D$ . Finally, the matrix

$$\Lambda = \sigma_3^{ra} \otimes \mathbf{1}_2 \otimes \mathbf{1}_{bf}, \quad (50)$$

follows the causal structure of time-evolution Eq. (46) and plays an important role in the following.

To perform the average over the Haar ensemble we then employ the color-flavor transformation [39–41], which exchanges the integral over unitaries  $U$ , acting on the 'color' indices of Hilbert space and structureless in flavor space, for an integral over matrices  $Z, \tilde{Z}$ . The latter, in contrast, act nontrivially on 'flavor' indices but are structureless in 'color' space. Referring for further details to Appendix B, the transformation followed by  $\psi$ -integration leads to

$$\mathcal{Z} = \int d(Z, \tilde{Z}) e^{D(\mathrm{Str} \ln(1 - \tilde{Z}Z) - \mathrm{Str} \ln(1 - E_+ Z E_- \tilde{Z}))}, \quad (51)$$

where 'Str' is the graded trace and  $E_\pm$  refers to the retarded and advanced sectors of  $E$ .

We have thus arrived at a representation of the generating function in terms of a 'flavor' matrix integral involving supermatrices  $Z, \tilde{Z}$ . The Haar average has erased all microscopic details. Remaining structures are singlet in Hilbert space, explaining the overall factor  $D$  in the exponent of Eq. (51). This large factor suggests a semiclassical evaluation of the matrix-integral, which turns out to be exact for the unitary class.

Before delving into details, let us notice that Eq. (51) can be brought to the standard form of a nonlinear sigma model interpreting  $Z, \tilde{Z}$  as the rational coordinates of the matrix [41]

$$Q(Z, \tilde{Z}) = \begin{pmatrix} 1 & Z \\ \tilde{Z} & 1 \end{pmatrix} \begin{pmatrix} 1 & 0 \\ 0 & -1 \end{pmatrix} \begin{pmatrix} 1 & Z \\ \tilde{Z} & 1 \end{pmatrix}^{-1} = T\Lambda T^{-1}, \quad (52)$$

fulfilling the nonlinear constraint  $Q^2 = \mathbf{1}_8$ . Expressed in the variable  $Q$ , the matrix integral allows for the compact representation

$$\mathcal{Z} = \int d(Z, \tilde{Z}) e^{-D \text{Str} \ln(1 + \frac{1-E}{1+E} Q \Lambda)}. \quad (53)$$

Anticipating that the correlation function of interest only depends on phase differences and that the Fourier transform fixes phases to values  $\phi_1 \simeq \phi_2 \simeq \phi_3 \simeq \phi_4 \sim \mathcal{O}(1/D)$ , we can linearize Eq. (53) in sources and phases, to obtain

$$\mathcal{Z} = \int dQ e^{\frac{iD}{2} \text{Str}((\alpha + \phi)Q)}. \quad (54)$$

Below, we present arguments, supported by numerical simulations of small systems, suggesting that retaining only the leading (linear) contribution in the phases provides the exact result for the moments of the spectral form factor.

Eq. (54) is just the nonlinear sigma model for random matrix correlations [37, 40]. In this representation the matrix degree of freedom Eq. (52) is parametrized as a rotation around the matrix  $\Lambda$ , defined in Eq. (50). The latter turns out to be a saddle point of the matrix action in an alternative representation further discussed in Appendix B. It is also referred to as the ‘standard saddle’, and a perturbative expansion in generators of the rotations  $T$  reproduces the diagrammatic perturbation theory of the previous subsection. Importantly, the model has additional ‘non-perturbative’ saddle points. As we discuss next, the latter describe correlations at longer time scales set by the Heisenberg time.

## 2. Semiclassical correlation function

It is well understood [40–43] that, in case of CUE/GUE, the matrix-integral generating (moments of) the spectral form factor enjoys ‘semiclassical exactness’: its evaluation in terms of ‘saddle points plus Gaussian fluctuations’, provides the exact result. We thus need to understand the structure of saddle points in addition to the standard saddle  $\Lambda$ .

Referring for further details to Appendix B, we notice that causality fixes the bosonic sector of the saddles to take the form  $Q_{\text{bb}} = \sigma_3^{\tau_a} \otimes \mathbf{1}_2$ . In the fermionic sector, on the other hand, no such restriction applies and any of the sixteen matrices  $Q_{\text{ff}} = \text{diag}(\pm 1, \pm 1, \pm 1, \pm 1)$  provides a legitimate saddle of the sigma-model. In case of the CUE, however, only the traceless matrices, sharing the signature of the standard saddle point, can be accessed [44]. There are thus  $\binom{4}{2} = 6$  relevant saddle points for our calculation. They can be parametrized as permutations of the standard saddle  $\Lambda$ , and classified in terms of the number of involved transpositions  $T$ , see Table I.

$\sigma$	1	2	3	4
$I$	1	2	3	4
$T_{13}$	3	2	1	4
$T_{14}$	4	2	3	1
$T_{23}$	1	3	2	4
$T_{24}$	1	4	3	2
$T_{14}T_{23}$	4	3	2	1

TABLE I. Six permutations ( $\sigma$ ) giving rise to standard (first entry) and non-standard saddle points (remaining five entries). The last entry corresponds to the Andreev-Altshuler saddle.

A straightforward, if tedious, semiclassical evaluation using the Harish-Chandra-Itzykson-Zuber (HCIZ) formula [42, 45, 46], then leads to

$$\mathcal{Z} = \sum_{\sigma} \prod_{i=1,2} \prod_{k=3,4} \frac{(\phi_i - \phi_{\sigma(k)} - \alpha_{\sigma(k)})(\phi_k - \phi_{\sigma(i)} - \alpha_{\sigma(i)})}{(\phi_i - \phi_k)(\phi_{\sigma(i)} - \phi_{\sigma(k)} + \alpha_{\sigma(i)} - \alpha_{\sigma(k)})} e^{\frac{iD}{2} (\sum_{i=1,2} - \sum_{i=3,4}) (\phi_i - \phi_{\sigma(i)} - \alpha_{\sigma(i)}),} \quad (55)$$

and similar results are obtained for the GUE.

Next, we compute the explicit contribution from each

saddle to the second moment of the spectral form factor. To compactify notation let us introduce  $\Delta_{ij} = \phi_i - \phi_j$  and after performing the four fold derivative, we get

$$\begin{aligned}
\mathcal{F}_I(\phi) &= \left(\frac{D}{2}\right)^4 - \left(\frac{D}{2}\right)^2 \left(\frac{1}{\Delta_{13}^2} + \frac{1}{\Delta_{23}^2} + \frac{1}{\Delta_{14}^2} + \frac{1}{\Delta_{24}^2}\right) + \frac{1}{\Delta_{23}^2 \Delta_{14}^2} + \frac{1}{\Delta_{13}^2 \Delta_{24}^2}, \\
\mathcal{F}_{T_{13}}(\phi) &= \left(\frac{D^2}{4\Delta_{24}^2} + \frac{iD}{2\Delta_{13}^2} \left(\frac{1}{\Delta_{12}} + \frac{1}{\Delta_{23}} + \frac{1}{\Delta_{43}} + \frac{1}{\Delta_{14}}\right) - \frac{1}{\Delta_{13}^2 \Delta_{24}^2} - \frac{1}{\Delta_{12} \Delta_{23} \Delta_{34} \Delta_{41}}\right) e^{iD\Delta_{13}}, \\
\mathcal{F}_{TT}(\phi) &= \frac{\Delta_{12}^2 \Delta_{34}^2}{\Delta_{13}^2 \Delta_{32}^2 \Delta_{24}^2 \Delta_{41}^2} e^{iD(\Delta_{13} + \Delta_{24})},
\end{aligned} \tag{56}$$

and the remaining single transposition contributions follow from symmetry.

Finally, we Fourier transform. Since  $\mathcal{Z}$  only depends on phase differences, one of the  $\phi_i$  will be trivially integrated out. To fix the redundancy related to the poles with identical causal structure ( $\phi_1^+ - \phi_2^+$  and  $\phi_3^- - \phi_4^-$ ), we introduce  $\phi_s^\pm = \phi_s \pm i\delta_s$  and regulate by enforcing  $0 < \delta_1 < \delta_2$  and  $0 < \delta_3 < \delta_4$  (notice that the result is independent of the chosen order). Extending the remaining integrals over  $\phi_i$  to infinity, and neglecting contributions involving  $\delta$ -functions in time, we arrive at a disconnected contribution

$$\overline{\text{SFF}}_{\text{dis}}^2 = 2D^2 \begin{cases} \tau^2 & \text{for } \tau < 1 \\ 1 & \text{for } \tau \geq 1 \end{cases}, \tag{57}$$

and connected contribution

$$D \text{Conn}_2(t) = -D \begin{cases} 0 & \text{for } \tau < 1/2 \\ 2\tau - 1 & \text{for } 1/2 < \tau \leq 1 \\ 1 & \text{for } \tau \geq 1 \end{cases}, \tag{58}$$

where  $\tau = t/D$  is the total time of evolution in units of the Heisenberg time  $t_H = D$  in the CUE. We thus recover the sine-kernel result Eq. (36) of the previous section.

Finally, we comment on the possibility of computing higher moments through the supersymmetric approach. For the  $k$ -th moment of the SFF, we need to consider a  $k$ -fold replicated theory, which contains a total of  $\binom{2k}{k}$  relevant saddles. The same semiclassical evaluation can be carried out, yielding a straightforward generalization of Eq. (55). After taking  $2k$   $\alpha$ -derivatives, one obtains  $\mathcal{F}_k(\phi)$ , which can then be Fourier transformed to yield  $\text{SFF}^k$ .

### C. Some comments on mathematical rigor

In this paper, we obtained the non-Gaussian statistics as a term of next-leading order in  $D^{-1}$  relative to the leading order term, cf. the relative factor of  $D$  between Eqs. (57) and (58). One may ask to what degree these results are ‘exact’, and whether there may be other factors of  $D^{-1}$  creeping in at some level of the computation.

Answers to these questions are easiest to formulate in the CUE context (thanks to its constant average spectral density), and within the framework of the supersymmetry formalism.

First, it is interesting to note that *all* contributions to  $\text{Conn}_2$  are non-perturbative in nature. Even though they are smaller by just one power  $D$  compared to Eq. (57), they cannot be obtained from a perturbative or diagrammatic, or semiclassical expansion. For example, in the perturbative approach outlined in Sec. III A, connected contributions would assume the form of four ‘wheels’, fully interconnected by ladder ‘spokes’. Such diagrams exist, but they are of order  $D^{-3}$  relative to the leading order contributions, and hence negligibly small. The non-perturbative nature of the supersymmetry results is witnessed by the non-analytic kinks in the time dependence of  $\text{Conn}_2$  at  $\tau = \frac{1}{2}, 1$ . They have a status similar to the celebrated ramp-plateau kink in the average SFF which, likewise, evades perturbative approaches.

Second, one might also ask whether additional terms of order  $\mathcal{O}(D^{-1})$  arise in our computation. Since  $\text{Conn}_2$  is already of next-leading order, we do not need to consider corrections in  $D^{-1}$  to that term (although the discussion below suggests there are none). Concerning the leading order terms, the starting point of the supersymmetry approach, the color flavor transformed action Eq. (53), is exact. However, the subsequent linearization in phase differences entering Eq. (47) is an approximation.

Suppose we had not done it. In this case, there would be two qualitatively different corrections to the action, which we here outline in a symbolic manner. The first would be the appearance of phase differences such as  $e^{i\phi} - 1 \approx i\phi$  in the action Eq. (54). Thinking of  $i\phi$  as the Fourier representation of a time derivative, these phase differences are *discrete* time derivatives. This implies that the approach formulated for  $\phi \rightarrow \exp(i\phi)$  yields the form factor as a function of discrete time, which is an appropriate, but inconsequential modification of our results. Simply thinking of  $t$  and  $\tau$  as variables quantized in units of 1 and  $D^{-1}$ , respectively, this generalization is accounted for. The second modification looks more serious: expansions of the  $\text{Str} \ln$  to higher order in phase differences, leading to terms of  $D \times \mathcal{O}(i\phi)^n$  (equivalently  $D \times \mathcal{O}(\exp(i\phi) - 1)^n$ ). Inspection of the action in the form (51) shows that these terms scale with  $\mathcal{O}(Z\bar{Z})^n$ , i.e. they are nonlinear (around each saddle point of the model.) However, as mentioned above, the present sigma model is semiclassically exact. Which means that all these terms cancel out in the explicit expansion of the integral. One can check this with little effort for low order expansions (which are sufficient for our purpose), or to all orders [47].

Summarizing, there are no corrections to the above

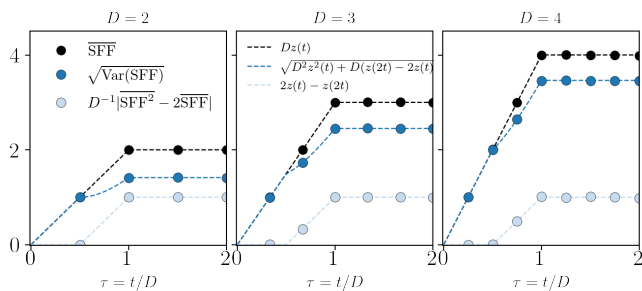


FIG. 8. Numerical vs. analytical statistics of the SFF statistics of the CUE for very small  $D$ . Numerical averages (large dots) of SFF (black), the variance  $\text{Var}(\text{SFF}) = (\overline{\text{SFF}^2} - \overline{\text{SFF}}^2)^{1/2}$  and the deviation from Gaussianity  $D|\text{SFF}^2 - 2\overline{\text{SFF}}^2|$  are plotted against with the analytical prediction in Eq. (2), Eq. (6), (dashed lines) for  $D = 2, 3, 4$  in the three panels, respectively. Numerical simulations obtained with  $N_{\text{sim}} = 2 \cdot 10^5$ .

results provided they are interpreted as functions of discrete time. This observation is consistent with the findings of Ref. [29] which obtained the SFF statistics in a discrete-time dependent setting, Toeplitz determinants providing the computational framework. The plots shown in Fig 8 provide numerical support for this statement. They show data for the average SFF and its second moment for ensembles of matrices of extremely small dimension,  $D = 2, 3, 4$ , in perfect agreement with the analytical results. (The dots represent discrete time steps, the Heisenberg time assuming the values  $t_H = 2, 3, 4$ , respectively.) We also note that the situation with the GUE is different. There, the background of a non-constant average spectral density gives rise to a plethora of correction terms of subleading order in  $1/D$ . However, these do not affect the finding that  $\text{Conn}_2$  Eq. (35) remains the leading non-Gaussian contribution to the variance of the SFF.

#### IV. CONCLUSION

In this paper, we studied the statistical moments of the spectral form factor of circular and Gaussian matrix ensembles. To leading order in the matrix dimension,  $D$ , the SFF is Gaussian with deviations appearing at next leading order. Employing two complementary approaches, sine-kernel techniques and supersymmetric matrix integration, we identified a universal subleading correction to the second moment, consistent with previous findings for the circular ensemble [29]. Our sine-kernel analysis clarified discrepancies with previous studies, while the field-theoretic analysis revealed new non-perturbative saddle points that extend beyond the standard ones in the non-linear sigma model. These findings were further corroborated by numerical simulations, which confirmed the theoretical predictions.

Our results open several avenues for further exploration. The first question concerns the generalization of

our approach to compute higher-order subleading corrections to the SFF moments systematically. While this is a direct extension of our methods, we leave it as an extension for future work. A naturally important question is whether the subleading corrections to the SFF are truly universal across different chaotic systems beyond Random Matrix Theory. In this direction, it would be intriguing to investigate how these subleading corrections manifest in Hamiltonian systems, where the spectral form factor captures the dynamical properties of quantum many-body models. Extending our techniques to more general ensembles, such as those with time-reversal symmetry or different-level statistics, could also provide a deeper understanding of universal spectral correlations in quantum chaotic systems.

#### ACKNOWLEDGMENTS

*Acknowledgments.* SP thanks A. De Luca for helpful exchanges regarding approximated Gaussian behavior, AA thanks L. Erdoš for enlightening discussions concerning the rigor of different approaches to spectral statistics and FD thanks D. Rosa for helpful discussions and related projects. We acknowledge funding by the Deutsche Forschungsgemeinschaft (DFG, German Research Foundation) under Projektnummer 277101999 - TRR 183 (project B02 and A03), and under Germany's Excellence Strategy - Cluster of Excellence Matter and Light for Quantum Computing (ML4Q) EXC 2004/1 - 390534769 and financial support by Brazilian agencies CNPq and FAPERJ. FD would like to thank the Perimeter/ICTP-SAIFR/IFT-UNESP fellowship program and CAPES for financial support. Research at Perimeter Institute is supported in part by the Government of Canada through the Department of Innovation, Science and Economic Development and by the Province of Ontario through the Ministry of Colleges and Universities.

*Data Availability.* The code of our data will be available at publication.



## Appendix A: Sine-Kernel predictions for Gaussian unitary ensemble

In this appendix, we seek to implement the sine kernel formalism outlined in Sec. II B to compute the second moment of the spectral form factor of the GUE ensemble. We adhere closely to the framework established in [30] while rectifying critical inconsistencies, which lead to a different result for the second moment of the SFF.

Equation Eq. (23) demonstrates how all higher-order correlations can be expressed as powers of the sine-kernel. To transition from this expression to the spectral form factor in Eq. (25), it is necessary to apply the appropriate Fourier transform. For this purpose, the following *convolution formula* [cf. Eq. (6.2.18) in [48]], valid in the large  $D$  limit, proves particularly useful:

$$\begin{aligned} & \int \prod_{i=1}^m d\lambda_i K(\lambda_1, \lambda_2) K(\lambda_2, \lambda_3) \cdots K(\lambda_m, \lambda_1) e^{i \sum_{i=1}^m k_i \lambda_i} \\ &= \delta \left( \sum_{i=1}^m k_i \right) \int dk g(k) \prod_{i=1}^{m-1} g\left(k + \sum_{l=1}^i \frac{k_l}{2D}\right), \end{aligned} \quad (\text{A1})$$

where the function  $g(k)$  is defined as:

$$g(k) = \begin{cases} 1 & \text{for } |k| < \frac{1}{2}, \\ 0 & \text{for } |k| > \frac{1}{2}. \end{cases} \quad (\text{A2})$$

We note that the omission of the sum over  $k_l$  in Eq. (2.36) of [30] is partially responsible for the errors that propagate through the subsequent computations.

Let us here clarify the differences with the notations of Ref. [30], which define the moments of the SFF in terms of some functions  $r_k(t)$  with  $k = 1, 2, 3$ . These are related to our notations by  $r_2(t) = 1 - z(t)$  and  $Dr_1(t) = \bar{u}_t = \int_{\lambda} K(\lambda_i, \lambda_i) e^{i\lambda_i t}$ . Finally, we neglect  $r_3(t)$ , corresponding to the finite size correction of the delta function in Eq. (A1) above.

To evaluate  $\overline{\text{SFF}^2}$  for GUE, here we proceed by computing the first and second terms of Eq. (31) in the following.

### a. Third order term

The term  $\int_{\lambda} R_3(\lambda_1, \lambda_2, \lambda_3) e^{i(2\lambda_1 - \lambda_2 - \lambda_3)t}$ , expressed in terms of the determinant of the sine kernel using Eq. (23) results in a multiple number of terms that need to be computed through Eq. (24) and Eq. (A1). Due to the large number and tedious nature of the computation of these terms, stating the calculation of each term is beyond the scope of this discussion. For those, we refer the reader to Ref. [30], while here we only explicitly adjust the inconsistencies in Eq. (2.68) (the so-called 3-type contribution), namely:

$$2\text{Re} \int_{\lambda} K(\lambda_1, \lambda_2) K(\lambda_2, \lambda_3) K(\lambda_3, \lambda_1) e^{i(2\lambda_1 - \lambda_2 - \lambda_3)t} = 2D(1 - z(2t)). \quad (\text{A3})$$

Considering this correction we arrive at Eq. (32a).

### b. Fourth-order term

A similar approach is taken for the integral  $\int_{\lambda} R_4(\lambda_1, \lambda_2, \lambda_3, \lambda_4) e^{i(\lambda_1 + \lambda_2 - \lambda_3 - \lambda_4)t}$ , which is rewritten in terms of the sine kernel determinant. Following Ref. [30] and correcting Eq. (2.56) (the so-called 4-type contribution), we derive:

$$\int_{\lambda} K(\lambda_1, \lambda_3) K(\lambda_3, \lambda_2) K(\lambda_2, \lambda_4) K(\lambda_4, \lambda_1) e^{i(\lambda_1 + \lambda_2 - \lambda_3 - \lambda_4)t} = D(1 - z(t)), \quad (\text{A4})$$

$$\int_{\lambda} K(\lambda_1, \lambda_2) K(\lambda_2, \lambda_3) K(\lambda_3, \lambda_4) K(\lambda_4, \lambda_1) e^{i(\lambda_1 + \lambda_2 - \lambda_3 - \lambda_4)t} = D(1 - z(2t)), \quad (\text{A5})$$

$$\int_{\lambda} K(\lambda_1, \lambda_2) K(\lambda_2, \lambda_4) K(\lambda_4, \lambda_3) K(\lambda_3, \lambda_1) e^{i(\lambda_1 + \lambda_2 - \lambda_3 - \lambda_4)t} = D(1 - z(2t)). \quad (\text{A6})$$

By incorporating this correction, we obtain Eq. (32b).

### c. The final result

By aggregating the previously derived results along with the two-point function contributions from the third and fourth terms of Eq. (31), we arrive at Eq. (33). To obtain the corresponding expression for the GUE, we substitute  $z(t)$  with Eq. (5).

## Appendix B: Field-theory details

### 1. Matrix action

In this appendix, we provide additional details on the derivation of the effective field theory discussed in Sec. III. Our starting point is the generating function

$$\mathcal{Z}(\alpha, \phi) = \left\langle \frac{\det(1 - e^{i(\alpha_1 + \phi_1^+)U^\dagger}) \det(1 - e^{i(\alpha_2 + \phi_2^+)U^\dagger}) \det(1 - e^{-i(\alpha_3 + \phi_3^-)U}) \det(1 - e^{-i(\alpha_4 + \phi_4^-)U})}{\det(1 - e^{+i\phi_1^+}U^\dagger) \det(1 - e^{+i\phi_2^+}U^\dagger) \det(1 - e^{-i\phi_3^-}U) \det(1 - e^{-i\phi_4^-}U)} \right\rangle_U, \quad (\text{B1})$$

involving Haar average of the ratio of eight spectral determinants. The latter can be expressed in terms of integrals over  $4D$  fermionic variables  $\chi_a^i$  and  $4D$  bosonic variables  $S_a^i$ , where  $i = 1, \dots, D$  and  $a = 1, 2, 3, 4$ . To compactify notation, it is convenient to introduce the  $8D$ -component supervector  $\psi$

$$\psi_a^i = \begin{pmatrix} \chi_a^i \\ S_a^i \end{pmatrix}, \quad (\text{B2})$$

comprising of eight internal degrees of freedom, viz the two ‘graded’ fermionic/bosonic components (b/f), the two ‘causal’ retarded/advanced components (+/-), and the two replica components (1/2). The ensemble average of the generating function can then be expressed as

$$\mathcal{Z} = \int_{\text{U}(D)} dU \int d(\psi, \bar{\psi}) \exp\left(\bar{\psi}_+(1 - E_+U^\dagger)\psi_+ + \bar{\psi}_-(1 - E_-U)\psi_-\right). \quad (\text{B3})$$

where  $E_{\pm}$  denote the retarded/advanced sectors of  $E$ , defined in Eq. (47).

The next step is to perform the integral over the Haar ensemble employing the color-flavor transformation identity [40, 41]

$$\int_{\text{U}(D)} dU \exp\left(\bar{\psi}_1 U \psi_{2'} + \bar{\psi}_2 U^\dagger \psi_{1'}\right) = \int d(\tilde{Z}, Z) \text{Sdet}(1 - \tilde{Z}Z)^D \exp\left(\bar{\psi}_1 \tilde{Z} \psi_{1'} + \bar{\psi}_2 Z \psi_{2'}\right), \quad (\text{B4})$$

where ‘Sdet’ denotes the superdeterminant [40]. We are then left with a quadratic action in the superfield  $\psi$  that can be integrated out resulting in

$$\mathcal{Z} = \int d(Z, \tilde{Z}) d(\psi, \bar{\psi}) \text{Sdet}(1 - \tilde{Z}Z)^D \exp(\bar{\psi} M \psi) = \int d(Z, \tilde{Z}) \text{Sdet}(1 - \tilde{Z}Z)^D \text{Sdet}(M)^{-D},$$

where  $M = \begin{pmatrix} 1 & E_+ \tilde{Z} \\ E_- Z & 1 \end{pmatrix}$  is the structure in causal indices. Evaluating the determinant in causal indices and using that  $\ln \text{Sdet} = \text{Str} \ln$ , we arrive at Eq. (51) in the main text. To rewrite this in the standard form of a sigma model, we follow [41] and introduce

$$Q(Z, \tilde{Z}) = T \Lambda T^{-1}, \quad T = \begin{pmatrix} 1 & Z \\ \tilde{Z} & 1 \end{pmatrix}, \quad (\text{B5})$$

and in terms of which

$$S[Q] = D \text{Str} \ln \left( 1 + \frac{1 - E}{1 + E} Q \Lambda \right), \quad (\text{B6})$$

with  $\text{Str} A = \text{tr} A_{BB} - \text{tr} A_{FF}$ . Notice that  $Q^2 = \mathbf{1}_8$ , so Eq. (B5) indeed corresponds to a non-linear sigma model.

## 2. Semiclassical evaluation

For the semiclassical evaluation, it is convenient to start out from an alternative matrix action, involving a quadratic contribution  $\frac{D}{2}\text{Str}(Q^2)$  which enforces the nonlinear constraint as a result of the saddle approximation. Specifically, the sigma model in the main text is semiclassically equivalently to the matrix integral

$$\mathcal{Z} = \int dQ \exp\left(\frac{D}{2}\text{Str}(Q^2) - D \text{Str} \ln\left(Q + \frac{i}{2}(\alpha + \phi)\right)\right), \quad (\text{B7})$$

where the integration now is not restricted to the manifold  $Q^2 = \mathbf{1}_8$ .

Now, we are allowed to shift  $Q \rightarrow Q - \frac{i}{2}(\alpha + \phi)$ , making the logarithm rotationally invariant. This then motivates the introduction of angle and radial coordinates

$$A = VRV^{-1}, \quad R = \text{diag}(z_1, z_2, z_3, z_4, w_1, w_2, w_3, w_4), \quad (\text{B8})$$

where rotations  $V$  contain the angles and the integration contour of radial coordinates is over the real axis for the  $w$  variables (fermionic sector) and over the imaginary axis for the  $z$  variables (bosonic sector). The change of integration variables introduces a Berezinian  $B = \frac{\Delta^2(z, w)}{\Delta^2(z)\Delta^2(w)}$  given by the Vandermonde determinants

$$\Delta(x) = \prod_{i < j} (x_i - x_j), \quad \Delta(x, y) = \prod_{i, k} (x_i - y_k). \quad (\text{B9})$$

The integration over angles  $V$  is non-trivial but can be carried out employing the Harish-Chandra-Itzykson-Zuber (HCIZ) integration formula [45, 46], leading to

$$\mathcal{Z} = \frac{\Delta(\phi, \phi + \alpha)}{\Delta(\phi)\Delta(\phi + \alpha)} \int dZ dW \frac{\Delta(z)\Delta(w)}{\Delta(z, w)} \exp\left(\frac{D}{2}\text{Str}\left(R - \frac{i}{2}(\alpha + \phi)\right)^2 - D \text{Str} \ln R\right). \quad (\text{B10})$$

Shifting back  $R \rightarrow R + \frac{i}{2}(\alpha + \phi)$  and performing the saddle point analysis, one finds that the integration contours over the bosonic block variables can only be deformed to reach the saddle points  $z_{1,2} = +1$ ,  $z_{3,4} = -1$ , while the contours over the fermionic block variables are allowed to reach any of the saddles  $w_i = \pm 1$ . While in the sigma model Eq. (52)  $\text{tr} Q = 0$  and the signature of  $Q$  is fixed, this is not the case in Eq. (B7) and all 16 saddles must be considered. However, fluctuations around saddles with finite trace are suppressed by additional factors  $1/D$ , and are thus subleading [40]. In any case, only 6 saddles are relevant for our calculation, so we arrive at

$$\mathcal{Z} = \frac{\Delta(\phi, \phi + \alpha)}{\Delta(\phi)\Delta(\phi + \alpha)} \sum_P \frac{\Delta(z - i\phi/2)\Delta(w - i\phi/2 - i\alpha/2)}{\Delta(z - i\phi/2, w - i\phi/2 - i\alpha/2)} e^{i\frac{D}{2}\text{Str}R(\alpha + \phi)}, \quad (\text{B11})$$

with  $\sum_P$  the sum over the 6 saddle points. As discussed in the main text, they can be expressed as permutations of the standard saddle  $P_0 \equiv \Lambda$  and classified according to the number of transpositions  $T$ , see Table I, resulting in

$$\mathcal{Z} = \sum_{\sigma} \prod_{i=1,2} \prod_{k=3,4} \frac{(\phi_i - \phi_{\sigma(k)} - \alpha_{\sigma(k)})(\phi_k - \phi_{\sigma(i)} - \alpha_{\sigma(i)})}{(\phi_i - \phi_k)(\phi_{\sigma(i)} - \phi_{\sigma(k)} + \alpha_{\sigma(i)} - \alpha_{\sigma(k)})} e^{i\frac{D}{2}(\sum_{i=1,2} - \sum_{i=3,4})(\phi_i - \phi_{\sigma(i)} - \alpha_{\sigma(i)})}. \quad (\text{B12})$$

- 
- [1] M. V. Berry, *Proceedings of the Royal Society of London. A. Mathematical and Physical Sciences* **400**, 229 (1985).
- [2] M. Sieber and K. Richter, *Physica Scripta* **2001**, 128 (2001).
- [3] S. Müller, S. Heusler, P. Braun, F. Haake, and A. Altland, *Phys. Rev. Lett.* **93**, 014103 (2004).
- [4] S. Müller, S. Heusler, P. Braun, F. Haake, and A. Altland, *Phys. Rev. E* **72**, 046207 (2005).
- [5] L. V. Delacretaz, *SciPost Phys.* **9**, 034 (2020).
- [6] T. Yoshimura, S. J. Garratt, and J. T. Chalker, “Operator dynamics in Floquet many-body systems,” (2023), [arXiv:2312.14234](https://arxiv.org/abs/2312.14234) [cond-mat.stat-mech].
- [7] O. Bouverot-Dupuis, S. Pappalardi, J. Kurchan, A. Polkovnikov, and L. Foini, (2025), [arXiv:2407.12103](https://arxiv.org/abs/2407.12103) [cond-mat.stat-mech].
- [8] J. Cotler and N. Hunter-Jones, *Journal of High Energy Physics* **2020**, 1 (2020).
- [9] S. Pappalardi, F. Fritzsche, and T. Prosen, (2024), [arXiv:2303.00713](https://arxiv.org/abs/2303.00713) [cond-mat.stat-mech].
- [10] E. Torres-Herrera, A. M. García-García, and L. F. Santos, *Physical Review B* **97**, 060303 (2018).
- [11] A. Chan, A. De Luca, and J. T. Chalker, *Phys. Rev. X* **8**, 041019 (2018).
- [12] A. Chan, A. De Luca, and J. T. Chalker, *Phys. Rev. Lett.* **121**, 060601 (2018).
- [13] P. Kos, M. Ljubotina, and T. c. v. Prosen, *Phys. Rev. X* **8**, 021062 (2018).
- [14] B. Bertini, P. Kos, and T. c. v. Prosen, *Phys. Rev. Lett.* **121**, 264101 (2018).
- [15] A. Altland and D. Bagrets, *Nuclear Physics B* **930**, 45 (2018).
- [16] A. M. García-García and J. J. M. Verbaarschot, *Phys. Rev. D* **94**, 126010 (2016).
- [17] J. S. Cotler, G. Gur-Ari, M. Hanada, J. Polchinski, P. Saad, S. H. Shenker, D. Stanford, A. Streicher, and M. Tezuka, *Journal of High Energy Physics* **2017**, 1 (2017).
- [18] J. Cotler, N. Hunter-Jones, J. Liu, and B. Yoshida, *Journal of High Energy Physics* **2017**, 1 (2017).
- [19] P. Saad, “Late Time Correlation Functions, Baby Universes, and ETH in JT Gravity,” (2019), [arXiv:1910.10311](https://arxiv.org/abs/1910.10311) [hep-th].
- [20] P. Saad, S. H. Shenker, and D. Stanford, (2019), [arXiv:1806.06840](https://arxiv.org/abs/1806.06840) [hep-th].
- [21] A. Altland, D. Bagrets, P. Nayak, J. Sonner, and M. Vielma, *Phys. Rev. Res.* **3**, 033259 (2021).
- [22] A. Flack, B. Bertini, and T. c. v. Prosen, *Phys. Rev. Res.* **2**, 043403 (2020).
- [23] A. Chan, A. De Luca, and J. T. Chalker, *Phys. Rev. Res.* **3**, 023118 (2021).
- [24] M. Winer, R. Barney, C. L. Baldwin, V. Galitski, and B. Swingle, *Journal of High Energy Physics* **2022** (2022), [10.1007/jhep09\(2022\)032](https://arxiv.org/abs/10.1007/jhep09(2022)032).
- [25] A. Legramandi and N. Talwar, (2024), [arXiv:2412.18737](https://arxiv.org/abs/2412.18737) [hep-th].
- [26] E. Brézin and S. Hikami, *Physical Review E* **55**, 4067–4083 (1997).
- [27] R. E. Prange, *Phys. Rev. Lett.* **78**, 2280 (1997).
- [28] P. Braun and F. Haake, *Journal of Physics A: Mathematical and Theoretical* **48**, 135101 (2015).
- [29] F. Haake, H.-J. Sommers, and J. Weber, *Journal of Physics A: Mathematical and General* **32**, 6903 (1999).
- [30] J. Liu, *Phys. Rev. D* **98**, 086026 (2018).
- [31] P. J. Forrester, *Communications in Mathematical Physics* **387**, 215 (2021).
- [32] P. J. Forrester, *Journal of Statistical Physics* **183** (2021), [10.1007/s10955-021-02767-5](https://doi.org/10.1007/s10955-021-02767-5).
- [33] G. Cipolloni, L. Erdős, and D. Schröder, *Communications in Mathematical Physics* **401**, 1665–1700 (2023).
- [34] Note that this is not the only possible estimate for  $t_H$ . In fact one can consider  $\bar{\rho} = \bar{\rho}(\lambda = 0) = D/\pi$  leading to  $t_H = 2D$ , see e.g. Refs.[18, 30] However, we find that  $\bar{\rho} = D/4$  ( $t_H = D\frac{\pi}{2}$ ) is more accurate in reproducing the numerical results.
- [35] The moments of a Gaussian complex variable  $u$  with zero average and variance  $\sigma^2$  read  $\overline{|u|^{2n}} = n! \sigma^{2n}$ .
- [36] We note that Refs.[18, 30], work with the re-scaled  $n$ -point correlation functions

$$\rho^{(n)}(\lambda_1, \dots, \lambda_n) = \frac{(D-n)!}{D!} R_n(\lambda_1, \dots, \lambda_n), \quad (\text{B13})$$

defined such that the average is normalized to one, i.e.  $\int d\lambda \rho^{(1)}(\lambda) = 1$ .

- [37] K. Efetov, *Supersymmetry in disorder and chaos* (Cambridge university press, 1999).
- [38] A. Andreev and B. Altshuler, *Physical review letters* **75**, 902 (1995).
- [39] M. R. Zirnbauer, [arXiv preprint chao-dyn/9810016](https://arxiv.org/abs/preprint/chao-dyn/9810016) (1998), <https://doi.org/10.48550/arXiv.chao-dyn/9810016>.
- [40] F. Haake, *Quantum signatures of chaos* (Springer, 1991).
- [41] A. Altland, S. Gnutzmann, F. Haake, and T. Micklitz, *Reports on Progress in Physics* **78**, 086001 (2015).
- [42] Y. V. Fyodorov and E. Strahov, *Nuclear Physics B* **630**, 453 (2002).
- [43] M. R. Zirnbauer, *Journal of Physics A: Mathematical and General* **29**, 7113 (1996).
- [44] In the sigma model for the CUE, the rational parametrization in Eq. (52) fixes the signature of the saddle, since  $\text{tr } Q = 0$ . In the case of the GUE, however, the constraint  $Q^2 = \mathbb{1}_8$  is imposed at the semiclassical level, and one needs to consider saddles with different signatures. In this case, fluctuations around saddles with finite trace are suppressed by additional factors  $1/D$ , and thus subleading.
- [45] A. Andreev and B. Simons, *Physical review letters* **75**, 2304 (1995).
- [46] C. Itzykson and J.-B. Zuber, *Journal of Mathematical Physics* **21**, 411 (1980).
- [47] S. Müller, S. Heusler, A. Altland, P. Braun, and F. Haake, *New Journal of Physics* **11** (2009), [10.1088/1367-2630/11/10/103025](https://doi.org/10.1088/1367-2630/11/10/103025).

[48] M. L. Mehta, *Random matrices* (Elsevier, 2004).