
Proposal for a shared transverse LLP detector for FCC-ee and FCC-hh and a forward LLP detector for FCC-hh

Biplob Bhattacharjee,^{1,*} Camellia Bose,^{1,†} Herbi K. Dreiner,^{2,‡} Nivedita Ghosh,^{3,§}
Shigeki Matsumoto,^{3,¶} Swagata Mukherjee,^{4,**} Rhitaja Sengupta,^{2,††} and Anand Sharma^{1,‡‡}

¹*Centre for High Energy Physics, Indian Institute of Science, Bengaluru 560012, India*

²*Bethe Centre for Theoretical Physics and Physikalisches Institut der Universität Bonn,
Nußallee 12, Bonn 53115, Germany*

³*Kavli IPMU (WPI), UTIAS, University of Tokyo, Kashiwa, Chiba, 277-8583, Japan*

⁴*Department of Physics, Indian Institute of Technology, Kanpur 208016, India*

As the particle physics community has explored most of the conventional avenues for new physics, the more elusive areas are becoming increasingly appealing. One such potential region, where new physics might be hiding, involves light and weakly interacting long-lived particles (LLPs). To probe deeper into this region, where the possibility of highly displaced scenarios weakens the role of general-purpose collider detectors, dedicated LLP detectors are our best option. However, their potential can only be fully realized if we optimize their position and dimensions to suit our physics goals. This is possible at the upcoming Future Circular Collider (FCC) facility, where the feasibility and design studies are still ongoing and can accommodate new proposals focused specifically on LLP searches. We propose optimized dedicated detectors in both the transverse and forward directions, significantly enhancing the sensitivity to previously uncharted regions of the new physics parameter space. Our proposed DELIGHT detector can additionally serve as a shared transverse detector during both the FCC-ee and FCC-hh runs. The concept of a shared transverse detector is novel and sustainable, utilizing the proximity of the interaction points of the lepton and hadron colliders at the FCC. This minimizes costs and boosts the LLP physics case at FCC. Furthermore, we emphasize the impact of our proposed forward detector, FOREHUNT, along the FCC-hh beam pipe, in probing LLPs from meson decays.

Keywords: European Strategy Input, LLPs, Dark Higgs boson, FCC-ee, FCC-hh, DELIGHT, FOREHUNT

* biplob@iisc.ac.in

† camelliabose@iisc.ac.in

‡ dreiner@uni-bonn.de

§ nivedita.ghosh@ipmu.jp

¶ shigeki.matsumoto@ipmu.jp

** s.mukherjee@cern.ch

†† rsengupt@uni-bonn.de

‡‡ anandsharma2@iisc.ac.in

I INTRODUCTION

Traditionally, searches for hints of physics beyond the Standard Model (BSM) have primarily focused on TeV-scale particles. Nevertheless, these particles have eluded detection so far. In light of this, there is increasing interest in exploring light and weakly coupled new physics, particularly in the case of light long-lived BSM particles (LLPs). Most conventional searches for new physics assume that BSM particles decay promptly. However, many BSM models naturally predict the existence of LLPs, including supersymmetric (SUSY) models, dark matter models, models with heavy neutral leptons, and gauge and Higgs portal models. Various collider searches at ATLAS [1], CMS [2], LHCb [3], and Belle II [4] target LLPs motivated by different BSM models. Apart from these, neutrino experiments, such as LSND [5] and MicroBOONE [6], and beam dump experiments, like E949 [7], NA62 [8], PS191 [9], CHARM [10], and KOTO [11], have contributed significantly to the LLP search program. The future DUNE [12] and SHiP [13] experiments are projected to improve the reach of neutrino and fixed-target experiments, respectively, for light LLPs. Additionally, dedicated LLP detectors, for example, FASER [14], are essential to capture highly displaced LLP decays for light boosted LLPs characterized by high mean proper decay lengths. Multiple proposals for dedicated detectors in both the transverse and forward regions have been studied, implying their necessity in the search for LLPs.

With the ongoing feasibility studies for the Future Circular Collider (FCC) [15–17], it is timely to investigate the best options for dedicated detectors that could boost its sensitivity to LLPs. This would contribute to strengthening the physics case for the FCC. In the present document, we highlight the importance of optimized dedicated LLP detectors at the FCC complex, focusing on finding a shared detector concept for both FCC-ee and FCC-hh.

II SCIENTIFIC CONTEXT

The Large Hadron Collider (LHC) has already been approved for upgrades in preparation for the high luminosity run (HL-LHC). During this period, we will also receive results from the approved DUNE and SHiP experiments. If one of the dedicated LLP detector proposals for the HL-LHC, such as MATH-USLA [18] or FPF [19], is approved, it will explore some regions of the LLP parameter space. After the HL-LHC and other small-scale experiments, we will face two possible scenarios.

A. The Naysayer’s Prophecy

If we don’t observe any LLP signal in the rest of the LHC run, the HL-LHC, or any other collider, neutrino, or beam dump experiments, the FCC would be our best bet to move ahead. Owing to a cleaner environment and excellent particle identification, in some cases, the FCC-ee can be sensitive to regions beyond the reach of the HL-LHC. The FCC-hh, on the other hand, has the huge benefit of larger center-of-mass energy and luminosity, which is expected to outperform the HL-LHC in many aspects.

B. The Optimist’s Win

In the scenario that we observe an LLP signal at one or more experiments among the collider experiments, such as HL-LHC, neutrino, or beam dump experiments, the FCC will be crucial in further disentangling the observed signal. Even if the currently approved experiments observe a signal, FCC-ee/FCC-hh can be sensitive to complementary production or decay modes of the new BSM particle. They can even play a role in discerning the underlying model and estimating various parameters of the model with a cleaner environment at the FCC-ee or more statistics at the FCC-hh.

Having stressed the importance of the FCC initiative, it is also essential to understand the potential of dedicated LLP detectors at the FCC detector complex. We could gain sensitivity to light and weakly coupled new physics if these dedicated detectors are strategically designed and placed near the various interaction points (IPs) at the FCC. Unlike the LHC complex, where the dedicated detectors are planned to fit in the available spaces, it is possible to integrate the dedicated detectors at FCC in the design

beforehand. In this regard, it is further appealing to identify whether an optimized LLP detector can be shared by both the future lepton and hadron colliders.

To illustrate the above-discussed ideas and study an optimized and shared detector concept, we use the dark Higgs model in the present document. The part of the Lagrangian which is relevant for the phenomenology discussed here is as follows:

$$\mathcal{L} \supset -m_\phi^2 \phi^2 - \sin\theta \frac{m_f}{v} \phi \bar{f} f - \lambda v h \phi \phi, \quad (1)$$

where m_ϕ is the mass of the dark Higgs boson, θ is the mixing angle between the SM Higgs field and the newly added scalar field, λ is the trilinear coupling between the two scalars, f denotes the SM fermions, and $v \approx 246$ GeV is the vev of the Higgs doublet. The lifetime of the particle ϕ is determined by m_ϕ and $\sin\theta$, and for a major part of the parameter space, ϕ is long-lived. We examine two potential production modes: $B \rightarrow K\phi$ for $m_\phi \in [0.3, 4.5]$ GeV and $h \rightarrow \phi\phi$ for $m_\phi \in [6, 60]$ GeV. The branching fraction for the former depends on $\sin\theta$, while for the latter, it depends on λ .

III OBJECTIVES

The key goal of this strategy consists of two parts.

A. Finding optimized designs for dedicated detectors

We first aim to determine the region of the parameter space for the dark Higgs model where the HL-LHC loses sensitivity, then evaluate how far the FCC-ee IDEA detector can extend its reach. Finally, we optimize the dedicated detectors at FCC to gain sensitivity to the region beyond the reach of the main collider detector experiments. While the feasibility of the size and position of these detectors is an important experimental aspect, our goal is to identify the requirements for these detector configurations that are essential to enhance sensitivity compared to general-purpose detectors.

B. Shared detector concepts for FCC-ee and FCC-hh

We propose a novel concept: a dedicated LLP transverse detector whose positioning and size are optimized jointly for FCC-ee and FCC-hh. While reusing components from previous colliders has precedent, such as LHC-ALICE's adoption of the LEP-L3 solenoid magnet [20], reusing an entire dedicated detector is unprecedented. With proper planning, FCC offers a unique opportunity to pioneer this innovative approach, maximizing resource utilization and promoting sustainability in HEP.

IV METHODOLOGY

We begin with the case of transverse dedicated detectors for the FCC experiments, followed by detectors proposed to capture the forward physics. Finally, we explore how to find a balance between optimality and feasibility.

A. Transverse physics at DELIGHT

Long-lived scalars (ϕ) produced from the Higgs boson decay are mostly produced in the central region. Therefore, we use this production mode to illustrate the potential of a transverse LLP detector at FCC. The LHC general-purpose detectors, like CMS and ATLAS, have already performed searches for LLPs coming from Higgs boson decays, with searches for decays in the muon spectrometer enhancing the sensitivity to much lighter and displaced LLPs [21–24]. We have performed a similar study to estimate the HL-LHC projection for this scenario at the CMS muon spectrometer (CMS MS) in Ref. [25]. At HL-LHC, we consider the Higgs boson production via gluon-gluon fusion (ggF), vector boson fusion (VBF), and the associated production with a vector boson (Vh). The LLPs in the mass range $m_\phi \in [6, 60]$ GeV decay dominantly to $c\bar{c}$ and $b\bar{b}$ final states. We select events with a prompt object from the Higgs boson production (for example, two forward jets in the VBF mode) and displaced activity from the ϕ decay in the CMS MS, where both the prompt and displaced objects satisfy a relatively softer set of cuts, termed as $P^S \times D^S$, defined in Ref. [25]. The *left* panel of Fig. 1 shows the resulting upper reach on the branching

fraction $\text{Br}(h \rightarrow \phi\phi)$, for 50 observed events, in the $(m_\phi, c\tau)$ plane. The shown sensitivities are obtained by combining the ggF, VBF, and Vh channels for the Higgs boson production at the 14 TeV HL-LHC (3000 fb^{-1}).

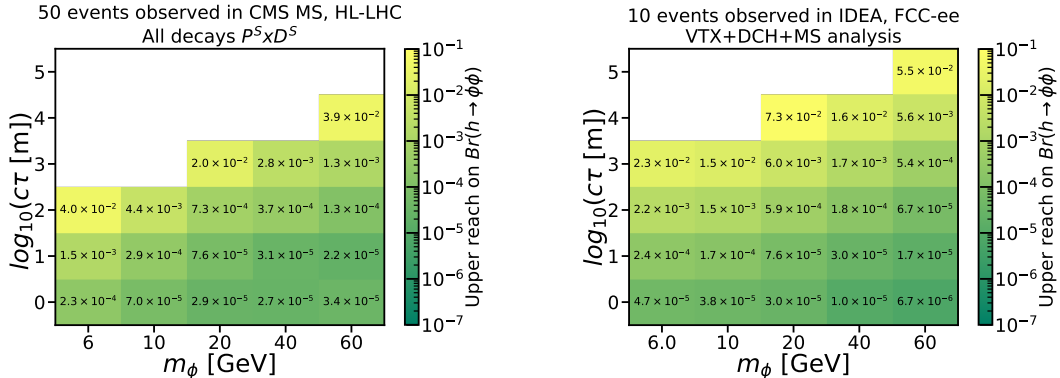


FIG. 1. Projected upper reach on the branching fraction, $\text{Br}(h \rightarrow \phi\phi)$, for 50 observed decays of long-lived particles at HL-LHC, using the CMS MS when events are selected by applying the $P^S \times D^S$ cuts of Ref. [25] (left) and for 10 observed decays of long-lived particles at FCC-ee, using the events observed within the vertex detector (VTX), drift chamber (DCH), and the muon system (MS) of FCC-ee, applying the cuts in Ref. [26] (right).

At the FCC-ee run with $\sqrt{s} = 240 \text{ GeV}$, Higgs bosons are dominantly produced via the $e^-e^+ \rightarrow Zh$ process. The Higgs boson subsequently decays to a pair of LLPs. We follow the analysis strategy discussed in our previous work, Ref. [26]. Our analysis searches for decays of the LLP within the vertex detector (VTX) and the drift chamber (DCH) for relatively shorter displacements, while decays in the muon system (MS) for more displaced decays. We select vertices satisfying a certain set of cuts listed in Table 20 of Ref. [26], and select events having exactly two such vertices for the VTX+DCH analysis and at least one such vertex for the MS analysis. The SM background events were reduced to zero with these cuts in both cases. The right panel of Fig. 1 shows the upper reach on the branching fraction $\text{Br}(h \rightarrow \phi\phi)$ when at least 10 events are observed with the VTX+DCH and MS analyses combined.

We observe that based on this preliminary study, the FCC-ee analysis improves the sensitivity compared to the HL-LHC CMS MS analysis. The best sensitivity on the reach of $\text{Br}(h \rightarrow \phi\phi)$ with both the analyses is achieved for a LLP of mass 60 GeV with $c\tau = 1 \text{ m}$, with the upper reach on the branching fraction improving from 3.4×10^{-5} at the HL-LHC to 6.7×10^{-6} at the FCC-ee. Moreover, FCC-ee can probe more light and displaced regions of the $(m_\phi, c\tau)$ plane previously beyond the CMS MS analysis at the HL-LHC. Our analysis is sensitive to decay lengths of 10^3 m for all masses of the LLP, and even up to 10^5 m for $m_\phi = 60 \text{ GeV}$ with an upper reach of $\text{Br}(h \rightarrow \phi\phi) \sim 5 \times 10^{-2}$. However, we still lack sensitivity in the further light and displaced region of the parameter space, particularly for $m_\phi \lesssim 10 \text{ GeV}$ having $c\tau \sim 10^4 \text{ m}$ and $m_\phi \lesssim 40 \text{ GeV}$ having $c\tau \sim 10^5 \text{ m}$.

Subsequently, we focus on dedicated LLP detectors for probing this region. In Ref. [25] we proposed the DELIGHT-B (**D**etector for long-lived particles at **h**igh energy of 100 **T**eV) transverse LLP detector for the FCC-hh experiment, placed 25 m from the FCC-hh IP and having a decay volume of $100 \times 100 \times 100 \text{ m}^3$. We found that the performance of such a large detector placed relatively closer to the IP significantly enhanced the sensitivity. The improvement partially results from the huge gain in the Higgs production cross-section at the FCC-hh. Additionally, aligning the placement of the detector with the direction of the ϕ production, *i.e.*, placing it at the central pseudorapidity (η) region, enhances its geometric acceptance.

Since the FCC-ee collider is proposed to precede the FCC-hh collider, we estimate the reach of the DELIGHT-B detector if it is already deployed during the FCC-ee run in Ref. [26]. It performs best among a large class of considered designs and dimensions of dedicated detectors at the FCC-ee. This gives rise to the idea of a shared detector for both the FCC-ee and the FCC-hh experiments. According to the planned design of the FCC complex, the IPs of the FCC-ee and the FCC-hh are expected to be $\sim 10 \text{ m}$ apart [16]. Originally DELIGHT-B detector was proposed to be placed at an elevated position in the FCC-hh tunnel,

i.e., 25 m above the FCC-hh IP. If constructing a huge detector within the experimental cavern proves to be unfeasible in reality, we propose that the detector be placed in a separate cavern, 25 m away in the X -direction from the FCC-ee IP, and symmetrically extending in the Y and Z -directions. Since the collision events are symmetric in the azimuthal plane, changing the detector's X - Y coordinates preserves efficiency. Thus, this shared LLP detector will be 35 m away from the FCC-hh IP. Moreover, moving it closer to the FCC-ee IP is preferred since the gain in the production cross-section of Higgs bosons at FCC-hh would compensate for its larger distance from DELIGHT-B. We show an illustration of the proposed shared DELIGHT detector in Fig. 7.

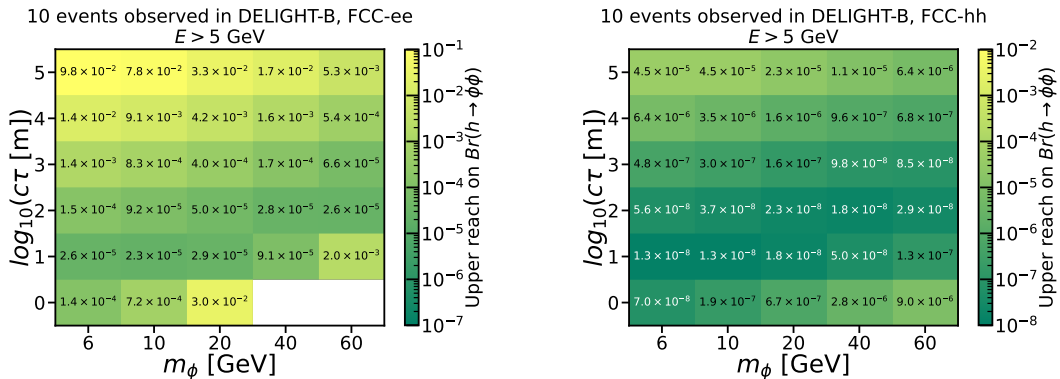


FIG. 2. Projected upper reach on the branching fraction, $Br(h \rightarrow \phi\phi)$, for 10 observed decays of long-lived particles within the DELIGHT-B detector, when the LLP is produced at FCC-ee (*left*) and FCC-hh (*right*).

To compute the sensitivity of DELIGHT-B placed at a modified position with respect to the FCC-hh, we generate Higgs boson production via the ggF channel at a center-of-mass energy of 100 TeV. This results in an enhancement in the production cross-section by ~ 3000 times compared to FCC-ee and ~ 16 times compared to HL-LHC. FCC-hh is planned to collect an integrated luminosity of 30 ab^{-1} , which is thrice the luminosity of FCC-ee during the Zh run and 10 times larger than the luminosity at the end of HL-LHC. With the new configuration of DELIGHT-B, we calculate the upper limits on $Br(h \rightarrow \phi\phi)$ for $m_\phi \in [6, 60]$ GeV when at least 10 LLP decays are observed within the DELIGHT-B detector with the energy of the LLP, $E > 5$ GeV. The results for FCC-ee and FCC-hh with the shared DELIGHT-B detector are shown in the *left* and *right* panels of Fig. 2 respectively.

On comparing Figs. 1 and 2, we observe that DELIGHT-B is sensitive to the region with high decay lengths and low masses. Additionally, among the benchmarks that were already observed at the IDEA detector, we gain in sensitivity by a factor of 2.5 for $(m_\phi, c\tau) = (60 \text{ GeV}, 100 \text{ m})$ to a factor of 18 for $(m_\phi, c\tau) = (10 \text{ GeV}, 1000 \text{ m})$. For LLPs with masses 40 and 60 GeV having $c\tau = 10 \text{ m}$, as well as for all the LLPs with $c\tau = 1 \text{ m}$, the FCC-ee analysis with the IDEA detector remains the most sensitive. During the FCC-hh run, the shared detector DELIGHT-B will be able to probe $Br(h \rightarrow \phi\phi)$ up to 10^{-8} .

B. Forward physics at FOREHUNT

To demonstrate the potential of dedicated detectors to explore forward new physics, we study the production of LLPs ϕ from B -meson decays. A forward dedicated detector, FASER (ForWard Search Experiment) [14, 27, 28], is already designed to look for light LLPs at the LHC in the far forward region, placed 480 m away from the ATLAS IP. It is expected to collect 150 fb^{-1} of data in Run-3 of LHC. At the HL-LHC, an upgrade called FASER 2 [19] is proposed with a much bigger detector volume designed to collect 3 ab^{-1} of data. At 100 TeV, B -mesons have an increased forward production with higher momenta compared to 14 TeV, significantly boosting the detection of LLPs in a forward detector. This enhancement is prominent for LLPs with small $c\tau$ values and higher masses, as shown in Ref. [29]. For example, just changing the center-of-mass energy from 14 TeV to 100 TeV for the FASER 2 detector, the signal acceptance increases by a factor of 30 for $m_\phi = 0.1 \text{ GeV}$ and $c\tau = 10^{-2} \text{ m}$. For $m_\phi = 4.4 \text{ GeV}$ having the same

decay length, the signal acceptance increases by a considerable factor of 10^{21} .

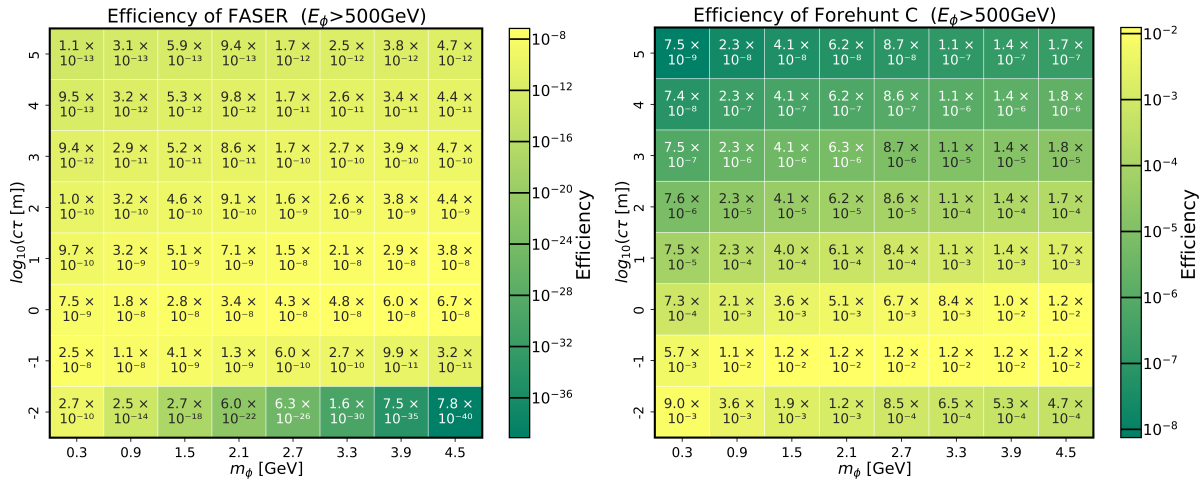


FIG. 3. Detection efficiencies of FASER (left) and FOREHUNT C (right) for the dark Higgs model, considering $E_\phi > 500 \text{ GeV}$.

However, we can enhance the sensitivity even further by optimizing the detector size and its placement. We observe that with increasing distance from the IP, the signal acceptance falls rapidly. Increasing the detector's length and radius further enhances the signal acceptance. For the 100 TeV FCC-hh, we proposed the FOREHUNT detector [29] (**F**orward **e**xperiment for **h**undred **T**eV). The FCC-hh main detector is proposed to be placed at $z \in [-25, 25] \text{ m}$ [30, 31]. With a buffer length of 25 m, we put forward the proposal to place FOREHUNT at a minimum distance of 50 m from the FCC-hh IP. Among the six configurations considered in Ref. [29], FOREHUNT-C provides the best sensitivity due to its proximity to the IP and larger radius and length. Additionally, we discuss a proposed design of the FOREHUNT detector in Ref. [29], with a shielding block and scintillator layers both before and after the shielding block to control the backgrounds from muons, neutral hadrons, and neutrinos.

We analyze the detection efficiency of FASER at 14 TeV and FOREHUNT-C at 100 TeV for dark Higgs bosons produced via B -meson decays. We require the energy of the LLPs reaching the forward detectors to be greater than 0.5 TeV to ensure their detection. We also remove a narrow cylindrical region of 1 cm from the centre to account for the beam pipe, as illustrated in Fig. 7. The detection efficiencies in the $(m_\phi, c\tau)$ plane are shown in Fig. 3, which demonstrates that FOREHUNT-C (*right* panel) provides a significant improvement compared to FASER (*left* panel)¹. Note that the DELIGHT detector also provides sensitivity for light LLPs coming from B -meson decays, as shown in Ref. [29]. Moreover, the efficiencies of detecting LLPs per bunch crossing produced in decays of mesons would increase in the high pile-up environment of the FCC-hh, as pointed out in Ref. [32].

C. Optimal yet practical: the quest for the sweet spot

Lastly, we seek to find a balance between the detector's performance and the practicality of its position and dimensions. It is expected that a detector close to the IP with a large cross-sectional area towards the IP and large decay volume would have the best performance; however, it might not be practical to construct and deploy. This requires optimization to determine how much compromise on the performance comes from a smaller and farther dedicated detector, but still provides a gain compared to general-purpose detectors. For box-shaped detectors, the performance of the detector depends on three parameters, namely, the length of the detector (L), the surface area of the detector (A), and the distance from the FCC-ee IP (D). The detectors are moved away from the FCC-ee IP in steps of 2 m, starting from a distance of 20 m.

¹ The performance of FOREHUNT-C for LLPs produced from B -meson decays at the FCC-ee is studied in Ref. [26]

We consider 4100 different configurations by changing these three parameters and calculate the efficiency of the detectors for the following nine benchmarks in the $(m_\phi, c\tau)$ parameter space:

- (6 GeV, 10 m), (6 GeV, 10^3 m), (6 GeV, 10^5 m)
- (20 GeV, 10 m), (20 GeV, 10^3 m), (20 GeV, 10^5 m)
- (60 GeV, 100 m), (60 GeV, 10^3 m), (60 GeV, 10^5 m)

These benchmarks are chosen so that the efficiency of observing them in DELIGHT-B is at least twice that in the FCC-ee IDEA detector. For each of these different detector configurations, we calculate the ratio of the detector efficiency, ϵ_{det} , to the efficiency of the FCC-ee IDEA detector, ϵ_{IDEA} , for the nine benchmarks. We compute the average, which gives us the overall gain obtained from the dedicated detector over FCC-ee. We plot the gain, G_T^{det} defined below, as a function of D , for three fixed values of A and L each, in Fig. 4.

$$G_T^{\text{det}} = \frac{1}{9} \sum_{\text{benchmarks}} \frac{\epsilon_{\text{det}}}{\epsilon_{\text{IDEA}}} \quad (2)$$

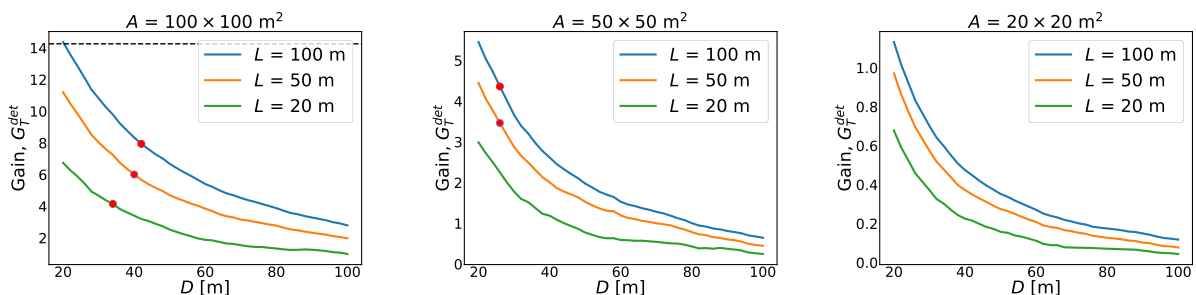


FIG. 4. The gain in efficiency of the dedicated LLP transverse detectors over the main detector as a function of the distance (D) from the IDEA IP for three different lengths (L) of the detectors. *From left to right*: the surface area of the transverse detectors are respectively fixed at $100 \times 100 \text{ m}^2$, $50 \times 50 \text{ m}^2$ and $20 \times 20 \text{ m}^2$. The *dashed line* represents the gain of the DELIGHT-B detector. The *red dots* mark the position D at which the dedicated LLP detectors perform exactly as the IDEA detector for all the benchmarks. If the detectors are placed beyond these positions, they lose sensitivity (gain < 1) for a few individual benchmarks.

We observe that the gain decreases rapidly with increasing D . If a gigantic detector with 10^6 m^3 volume can be built, even at 100 m from the IP, it shall be ~ 3 times more efficient than the FCC-ee IDEA detector in capturing LLPs. However, we must remember that this is only an average gain over nine benchmark points. Some benchmarks with high masses and low decay lengths, for example, the (20 GeV, 10 m) and (60 GeV, 100 m) LLP benchmarks, may escape detection, while benchmarks with higher decay lengths may compensate for the loss. We calculate the positions of the dedicated detectors where all the benchmarks can be observed with at least the same efficiency as the FCC-ee IDEA detector. Such positions are marked with *red dots* in Fig. 4. For the $A = 100 \times 100 \text{ m}^2$ configuration, the positions are 42 m, 40 m, and 34 m, for detectors with $L = 100$, 50, and 20 m respectively. For a smaller configuration, where $A = 50 \times 50 \text{ m}^2$, we must place the detector closer, at 26 m when $L = 100$ and 50 m. The detectors with $A = 20 \times 20 \text{ m}^2$ are too small to observe all benchmarks with equal sensitivity as the IDEA detector. This demonstrates that beyond a certain point, compromising on the detector dimensions and position would not yield any benefit over the IDEA detector at FCC-ee. We identify the minimal transverse detector design, having a decay volume of $50 \times 50 \times 50 \text{ m}^3$ and placed 26 m away from the FCC-ee IP, as the core-DELIGHT configuration (see Fig. 7).

Subsequently, we perform a similar optimization for detectors in the forward direction. For a cylindrical forward detector along the beam axis, the parameters affecting the performance are the inner radius, R_{in} , outer radius, R_{out} , detector length, L , and the distance of the detector from the IP, D . We vary D from 50 m to 1 km, for three different detector lengths and two possible values of R_{in} and R_{out} each. We consider all the 64 points in the $(m_\phi, c\tau)$ plane shown in Fig. 3 as benchmarks in this optimization. Here, we quantify the performance gain of each of these forward detectors, G_F^{det} , over the FASER detector using

$$G_F^{\text{det}} = \left[\prod_{\text{benchmarks}} \min \left(\frac{\epsilon_{\text{det}}}{\epsilon_{\text{FASER}}}, 10^{10} \right) \right]^{\frac{1}{64}} \quad (3)$$

where ϵ_{det} and ϵ_{FASER} are the efficiencies for each of the 64 benchmark points. If, for any detector, the gain for a particular benchmark is more than 10^{10} compared to FASER, we have capped it at 10^{10} . We show the gain, G_F^{det} , as a function of D for varying values of L , R_{in} and R_{out} in Fig. 5. The FOREHUNT-C proposed by us has an average gain of approximately 5×10^5 .

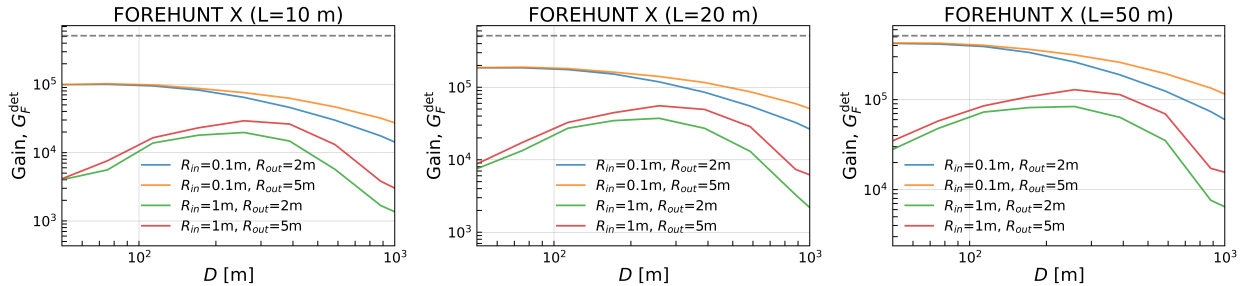


FIG. 5. Detection efficiency gain as a function of detector starting position (D) for different inner (R_{in}) and outer (R_{out}) radii, shown for three different detector lengths ($L = 10$ m, 20 m, and 50 m). The *dashed line* represents the gain obtained with FOREHUNT-C.

We observe that FOREHUNT-C consistently outperforms all the alternative configurations. For configurations with a small R_{in} , the detection efficiency decreases significantly with increasing detector distance, being 5–6 times lower at 1 km. Configurations with a larger R_{in} initially exhibit an increase in detection efficiency as the detector distance from the IP increases, followed by a subsequent decline. This behavior arises due to a large cylindrical region in the forward direction devoid of detection material, which accommodates the beam pipe. When the detector is positioned very close to the IP, a significant portion of the forward particle flux escapes through this inner cylindrical region, as the η range of this region is high. However, as the detector is moved further away, the η range of the inner cylinder for a fixed R_{in} reduces, restoring a portion of the forward flux and leading to an increase in efficiency. These configurations reach peak efficiency at approximately 200–300 m from the IP, with the maximum efficiency being nearly an order of magnitude greater than at a 1 km placement. It is evident from Fig. 5 that even at the distance with the peak efficiency, FOREHUNT X with $L = 50$ m, $R_{\text{in}} = 1$ m, and $R_{\text{out}} = 5$ m is approximately 5 times less efficient than FOREHUNT-C. Beyond this optimal distance, the efficiency decreases primarily due to the increasing D , which reduces the solid angle coverage and affects the detection probability.

Our analysis indicates that, for optimal detection efficiency, the detector should be positioned as close to the IP as possible. However, when such a placement is not feasible, alternative configurations must be considered to minimize efficiency loss. We find that a hybrid setup, combining a smaller detector positioned near the IP with a larger detector placed at a greater distance, can yield comparable performance. In this arrangement, the near detector compensates for the reduced efficiency of the far detector in regions corresponding to small particle decay lengths. The far detector can be placed approximately 1 km away from the FCC-hh IP, as the FCC-hh beam pipe bends around this point. The corresponding efficiencies for this combined detector configuration, hybrid-FOREHUNT, are presented in Fig. 6. For comparison, the hybrid-FOREHUNT yields a gain five times lower than FOREHUNT-C's. However, it consistently outperforms FOREHUNT X with $L = 10$ m and is comparable to FOREHUNT X with $L = 20$ m and $L = 50$ m. The configuration of hybrid-FOREHUNT is also shown in Fig. 7.

In a nutshell, we demonstrate the role of the DELIGHT and FOREHUNT proposals in LLP searches. They fit in case of either of the scenarios discussed in the scientific context. Even if we observe any hint of displaced new physics in one of the currently approved experiments, like SHiP, these future dedicated detectors would be crucial in investigating the nature of the new physics, for example, by being sensitive to a complementary production mode not accessible to the previous experiments. The closeness of the

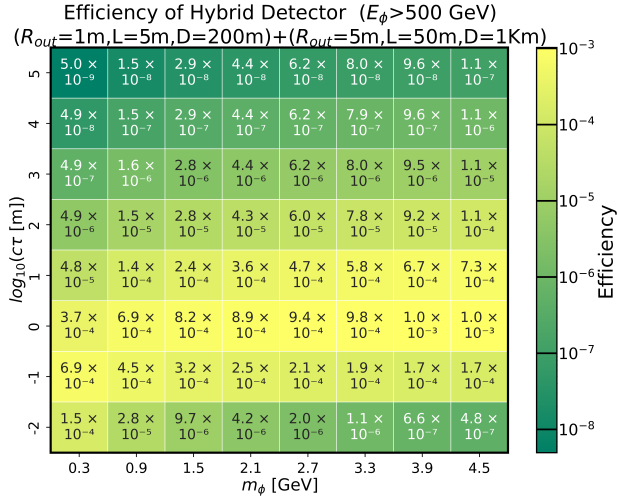


FIG. 6. Detection efficiencies of the hybrid detector configuration for the dark Higgs model with $E_\phi > 500$ GeV. The parameters of the near and far detectors are mentioned in the title.

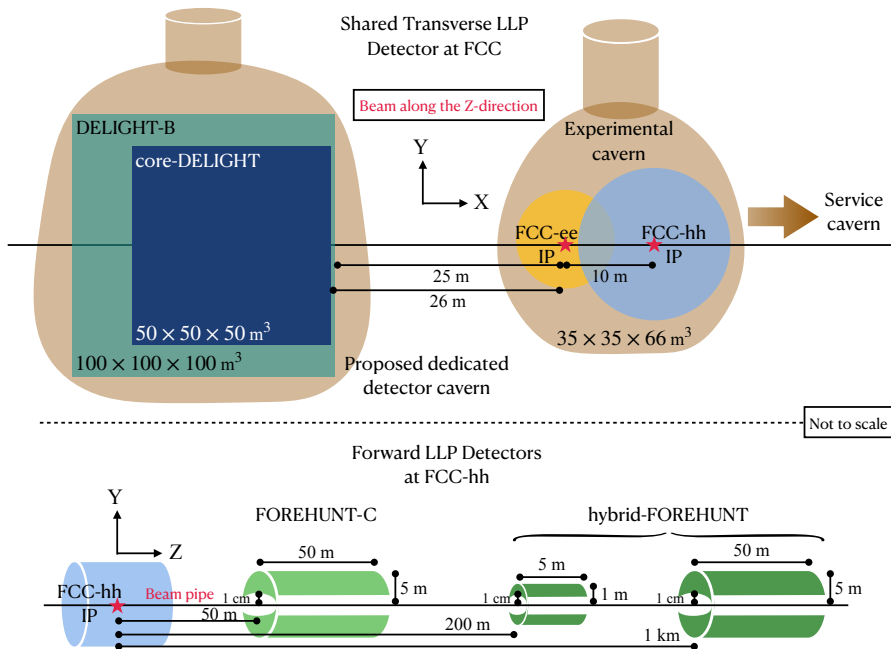


FIG. 7. Illustration of our proposed dedicated LLP detector ideas at the FCC complex.

detectors to the FCC-ee/FCC-hh IPs opens up the possibility of integrating them to the main detector trigger systems. We also identify the core-DELIGHT and hybrid-FOREHUNT options that might be more feasible to construct, still maintaining some gain over the existing proposed detectors. In Fig. 7 we show an illustration of our proposals with respect to the FCC-ee and FCC-hh IPs.

V TIMELINE, CONSTRUCTION AND OPERATION COSTS

Below, we discuss the costs associated with building the DELIGHT and FOREHUNT detectors. Notably, the operational costs are expected to be significantly lower than the construction costs, as both detectors will be integrated as sub-experiments within a larger main experiment.

For the proposed DELIGHT-B detector, a $100\text{ m} \times 100\text{ m}$ area can be instrumented with approximately eight layers of trackers. Resistive Plate Chambers (RPCs) are a suitable choice for this application, given their reputation as relatively low-cost detectors. As a transverse detector located 25 m away from

the IP, DELIGHT-B does not require extensive radiation-hard materials, making RPCs a viable option. Furthermore, if DELIGHT-B is shared between FCC-ee and FCC-hh, its longevity until FCC-hh operates is essentially guaranteed due to the lower radiation dose during the FCC-ee run. Additionally, if needed, some RPC layers can be replaced occasionally to maintain optimal performance. Since we propose this detector to be shared for both the FCC-ee and FCC-hh colliders, resources such as the readout and DAQ systems can be shared, making it a more sustainable option.

Assuming a typical RPC chamber size of $2\text{ m} \times 1\text{ m}$, roughly 40000 RPCs will be required, covering a total area of approximately 80000 m^2 . The estimated total cost for this extensive RPC system would be approximately \$56 million, based on a cost of \$700 per m^2 of RPC. Please note that this cost estimate is approximate. Additionally, a couple of absorber layers can be incorporated without significantly impacting the overall cost.

The FOREHUNT-C detector features a cylindrical decay volume, followed by 4 tracking layers, totaling $\sim 314\text{ m}^2$ of tracker area. Assuming a cost of \$700 per m^2 for RPCs, the total cost for tracker would be approximately \$0.22 million. RPCs typically operate with a gas mixture containing fluorinated gases, which have high global warming potentials. However, researchers are exploring eco-friendly alternatives [33]. To minimize environmental impact, DELIGHT and FOREHUNT should prioritize using these sustainable alternatives, even if it incurs a slight increase in cost.

Following the four tracker layers, a calorimeter system will be employed. Given the FOREHUNT detector's placement after a thick shielding, radiation-hard materials may not be required for the calorimeters. We propose utilizing a plastic scintillator-based electromagnetic calorimeter (ECAL), which offers advantages in terms of cost-effectiveness and performance. The ECAL can have a length of 5 cm, followed by a 5 cm thick absorber layer composed of steel, whose cost is assumed to be negligible. The hadronic calorimeter (HCAL) will be placed after the absorber layer, consisting of a plastic scintillator with a length of 10 cm. The estimated cost of the plastic scintillator material is approximately \$1.64 million per m^3 . The total volume of the ECAL is approximately 4 m^3 , while the total volume of the HCAL is approximately 8 m^3 (twice the volume of the ECAL). The total cost of the ECAL and HCAL systems is estimated at approximately \$20 million. Note that these cost estimates are approximate and may vary depending on various factors.

The large size of the FOREHUNT decay volume poses a challenge when using a magnet to surround it. The magnet's surface area would be substantial, resulting in a significant cost. For comparison, FASER's magnet surface area is approximately 0.942 m^2 , while FOREHUNT's would be 1570.8 m^2 , based on the simple $2\pi RL$ formula. Scaling FASER's magnet cost (\$0.48 million) to FOREHUNT's size yields a staggering \$800 million. Therefore, it is unlikely that the same magnet technology used in FASER can be directly applied to FOREHUNT, making it necessary to explore alternative solutions that require further research.

To optimize the performance of FOREHUNT, we plan to position a shielding structure preceding the decay volume. The dimensions and material of the shielding must be carefully chosen to effectively shield most of the forward background at 100 TeV. The cost of the shielding material is considered negligible. Our design includes four layers of scintillator planes: two layers before the shielding and two after. The two layers preceding the shielding require exceptional radiation hardness, leading us to consider β -gallium oxide ($\beta - \text{Ga}_2\text{O}_3$) scintillators. In contrast, the two layers following the shielding do not necessitate high radiation hardness, allowing us to utilize more conventional plastic scintillators. The estimated cost for the two layers of $\beta - \text{Ga}_2\text{O}_3$ scintillators is approximately \$5.50 million. Each layer covers approximately 78.54 m^2 , with a typical thickness of 0.05 cm per layer. Consequently, the total volume of $\beta - \text{Ga}_2\text{O}_3$ required is roughly 157080 cm^3 . Given a price of \$35 per cm^3 , the total cost is estimated to be approximately \$5.50 million. For the two layers of plastic scintillator, assuming the same thickness of 0.05 cm, we estimate the total cost to be \$0.258 million.

If funding for DELIGHT and FOREHUNT is approved, the construction phase is expected to proceed smoothly, given the HEP-Experiment community's established expertise in building detectors of similar

complexity. The timeline would be the same as the timeline of the main detector for FCC-ee/hh. Notably, DELIGHT and FOREHUNT detectors are less complex than the main detectors, supporting a straightforward construction process. However, even if funding these projects are difficult at this point, CERN should reserve optimal space for them in the FCC design motivated by physics goals, ensuring future flexibility to build them when funding or opportunities arise.

VI OPPORTUNITIES, READINESS AND EXPECTED CHALLENGES

The mass and lifetime of BSM particle(s) are entirely unknown, yet the LHC has primarily focused on searching for prompt signatures rather than LLPs. This disparity stems from the fact that LLP searches were not a consideration when the LHC complex and detectors were initially designed. As a result, the LHC is not optimized for LLP searches, and very smart efforts are made to adapt, but sometimes have been hindered by real-world constraints. In contrast, the FCC-ee/hh presents a unique opportunity to design and build a facility that comprehensively covers the mass- $c\tau$ plane for LLPs. We must capitalize on this chance to create a versatile and powerful instrument tackling a wide range of scientific questions.

The proposed detectors, DELIGHT and FOREHUNT, do not rely on cutting-edge technology. Except for FOREHUNT's magnet, all other components are reasonably priced. Further, R&D can be conducted to identify the optimal magnet choice for FOREHUNT. While challenges may arise, they do not appear insurmountable.

If this initiative moves forward, it will be essential to assemble a coalition of international stakeholders to collaborate on all aspects of the project, including detector construction, maintenance, data acquisition, and analysis. This endeavor is expected to be a genuinely global effort, and the authors of this proposal look forward to contributing to its success in every way possible.

VII CONCLUSION

In this strategy report, we present and justify the concept of an optimized and shared transverse detector design for both FCC-ee and FCC-hh, alongside a forward detector for FCC-hh. We modify our original proposal for a transverse detector at the FCC complex, named DELIGHT-B, to adapt it into a shared detector concept suitable for both the lepton and hadron colliders. Not only is this a sustainable solution, but it also significantly enhances sensitivity to light scalar LLPs from Higgs boson decays at both FCC-ee and FCC-hh. Furthermore, we find that reducing the size of the detector or moving it farther from the IP beyond a certain point would not offer any additional benefit over general-purpose detectors, such as IDEA at FCC-ee. This leads us to our core-DELIGHT detector design. For FCC-hh, we propose the FOREHUNT detector to capture forward physics. Our design prioritizes optimal physics performance by keeping the detector closer to the IP and increasing its size. However, if this setup proves unfeasible, we present a hybrid option that combines smaller and larger forward detectors placed near and farther from the FCC-hh IP, respectively. We believe that both of these proposed detectors would enhance sensitivity to other BSM scenarios that lead to displaced signatures.

Our study underscores that in order to maximize the potential of dedicated LLP detectors, they have to be kept at locations that are optimal for our physics goals. Even if funding is not approved at this juncture, it is essential that CERN consider allocating space for these proposed detectors at their optimal locations. History has shown that unforeseen opportunities can arise, and being prepared is crucial. When the LHC commenced operations, the community anticipated the discovery of new high-mass particles around the corner. However, as the years passed without a discovery, researchers sought alternative locations within the accelerator and detector complex to accommodate detectors for LLPs. Unfortunately, this resulted in suboptimal placement and sizing for these detectors. In contrast, for the FCC-hh, we should prioritize foresight and flexibility. Proposals with significant physics potential, such as DELIGHT and FOREHUNT, should not be dismissed solely due to temporary funding constraints. Instead, CERN should ensure that the required space for experimental caverns is reserved and prepared for future construction, allowing us to capitalize on emerging opportunities when funding becomes available.

ACKNOWLEDGEMENT

B. Bhattacharjee acknowledges the MATRICS Grant (MTR/2022/000264) of the Science and Engineering Research Board (SERB), Government of India. The work of B. Bhattacharjee is also supported by the Core Research Grant CRG/2022/001922 of the Science and Engineering Research Board (SERB), Government of India. B. Bhattacharjee, C. Bose, and A. Sharma are grateful to the Center for High Energy Physics, Indian Institute of Science, for the cluster facility. The work of N. Ghosh was supported by the Japan Society for the Promotion of Science (JSPS) as a part of the JSPS Postdoctoral Program (Standard), grant number: JP24KF0189, and by the World Premier International Research Center Initiative (WPI), MEXT, Japan (Kavli IPMU). S. Matsumoto is supported by a Grant-in-Aid for Scientific Research from the Ministry of Education, Culture, Sports, Science, and Technology (MEXT), Japan: 23K20232 (20H01895), 24H00244 (20H00153), and 24H02244 by the JSPS Core-to-Core Program: JPJSCCA20200002 and by the World Premier International Research Center Initiative (WPI), MEXT, Japan (Kavli IPMU). The work of S. Mukherjee is supported by an initiation grant (IITK/PHY/2023282) received from IIT Kanpur.

-
- [1] **ATLAS** Collaboration. <https://twiki.cern.ch/twiki/bin/view/AtlasPublic/Publications>.
- [2] **CMS** Collaboration, “Exotica publications.” <https://cms-results.web.cern.ch/cms-results/public-results/publications/EXO/LLP.html>.
- [3] **LHCb** Collaboration. <https://lbfence.cern.ch/alcm/public/analysis>.
- [4] **Belle II** Collaboration. <https://www.belle2.org/research/physics/publications>.
- [5] S. Foroughi-Abari and A. Ritz, “LSND Constraints on the Higgs Portal,” *Phys. Rev. D* **102** no. 3, (2020) 035015, [arXiv:2004.14515](https://arxiv.org/abs/2004.14515) [[hep-ph](#)].
- [6] **MicroBooNE** Collaboration, P. Abratenko *et al.*, “Search for a Higgs Portal Scalar Decaying to Electron-Positron Pairs in the MicroBooNE Detector,” *Phys. Rev. Lett.* **127** no. 15, (2021) 151803, [arXiv:2106.00568](https://arxiv.org/abs/2106.00568) [[hep-ex](#)].
- [7] **BNL-E949** Collaboration, A. V. Artamonov *et al.*, “Study of the decay $K^+ \rightarrow \pi^+ \nu \bar{\nu}$ in the momentum region $140 < P_\pi < 199$ MeV/c,” *Phys. Rev. D* **79** (2009) 092004, [arXiv:0903.0030](https://arxiv.org/abs/0903.0030) [[hep-ex](#)].
- [8] **NA62** Collaboration, E. Cortina Gil *et al.*, “Search for a feebly interacting particle X in the decay $K^+ \rightarrow \pi^+ X$,” *JHEP* **03** (2021) 058, [arXiv:2011.11329](https://arxiv.org/abs/2011.11329) [[hep-ex](#)].
- [9] D. Gorbunov, I. Krasnov, and S. Suvorov, “Constraints on light scalars from PS191 results,” *Phys. Lett. B* **820** (2021) 136524, [arXiv:2105.11102](https://arxiv.org/abs/2105.11102) [[hep-ph](#)].
- [10] **CHARM** Collaboration, F. Bergsma *et al.*, “Search for Axion Like Particle Production in 400-GeV Proton - Copper Interactions,” *Phys. Lett. B* **157** (1985) 458–462.
- [11] D. Egana-Ugrinovic, S. Homiller, and P. Meade, “Light Scalars and the Koto Anomaly,” *Phys. Rev. Lett.* **124** no. 19, (2020) 191801, [arXiv:1911.10203](https://arxiv.org/abs/1911.10203) [[hep-ph](#)].
- [12] J. M. Berryman, A. de Gouvea, P. J. Fox, B. J. Kayser, K. J. Kelly, and J. L. Raaf, “Searches for Decays of New Particles in the DUNE Multi-Purpose Near Detector,” *JHEP* **02** (2020) 174, [arXiv:1912.07622](https://arxiv.org/abs/1912.07622) [[hep-ph](#)].
- [13] **SHiP** Collaboration, M. Anelli *et al.*, “A facility to Search for Hidden Particles (SHiP) at the CERN SPS,” [arXiv:1504.04956](https://arxiv.org/abs/1504.04956) [[physics.ins-det](#)].
- [14] **FASER** Collaboration, A. Ariga *et al.*, “FASER: ForwArd Search ExpeRiment at the LHC,” [arXiv:1901.04468](https://arxiv.org/abs/1901.04468) [[hep-ex](#)].
- [15] **FCC** Collaboration, A. Abada *et al.*, “FCC Physics Opportunities: Future Circular Collider Conceptual Design Report Volume 1,” *Eur. Phys. J. C* **79** no. 6, (2019) 474.
- [16] **FCC** Collaboration, A. Abada *et al.*, “FCC-ee: The Lepton Collider: Future Circular Collider Conceptual Design Report Volume 2,” *Eur. Phys. J. ST* **228** no. 2, (2019) 261–623.
- [17] **FCC** Collaboration, A. Abada *et al.*, “FCC-hh: The Hadron Collider: Future Circular Collider Conceptual Design Report Volume 3,” *Eur. Phys. J. ST* **228** no. 4, (2019) 755–1107.
- [18] **MATHUSLA** Collaboration, H. Lubatti *et al.*, “Explore the lifetime frontier with MATHUSLA,” *JINST* **15** no. 06, (2020) C06026, [arXiv:1901.04040](https://arxiv.org/abs/1901.04040) [[hep-ex](#)].

- [19] J. L. Feng *et al.*, “The Forward Physics Facility at the High-Luminosity LHC,” *J. Phys. G* **50** no. 3, (2023) 030501, [arXiv:2203.05090 \[hep-ex\]](#).
- [20] “A magnet worthy of ALICE,”. <https://cds.cern.ch/record/46083>. Cover article.
- [21] CMS Collaboration, A. Hayrapetyan *et al.*, “Search for long-lived particles decaying in the CMS muon detectors in proton-proton collisions at $\sqrt{s} = 13$ TeV,” [arXiv:2402.01898 \[hep-ex\]](#).
- [22] ATLAS Collaboration, G. Aad *et al.*, “Search for events with a pair of displaced vertices from long-lived neutral particles decaying into hadronic jets in the ATLAS muon spectrometer in pp collisions at $\sqrt{s}=13$ TeV,” *Phys. Rev. D* **106** no. 3, (2022) 032005, [arXiv:2203.00587 \[hep-ex\]](#).
- [23] CMS Collaboration, A. Tumasyan *et al.*, “Search for long-lived particles decaying in the CMS endcap muon detectors in proton-proton collisions at $\sqrt{s} = 13$ TeV,” [arXiv:2107.04838 \[hep-ex\]](#).
- [24] ATLAS Collaboration, G. Aad *et al.*, “Search for long-lived neutral particles produced in pp collisions at $\sqrt{s} = 13$ TeV decaying into displaced hadronic jets in the ATLAS inner detector and muon spectrometer,” *Phys. Rev. D* **101** no. 5, (2020) 052013, [arXiv:1911.12575 \[hep-ex\]](#).
- [25] B. Bhattacharjee, S. Matsumoto, and R. Sengupta, “Long-lived light mediators from Higgs boson decay at HL-LHC and FCC-hh, and a proposal of dedicated long-lived particle detectors for FCC-hh,” *Phys. Rev. D* **106** no. 9, (2022) 095018, [arXiv:2111.02437 \[hep-ph\]](#).
- [26] B. Bhattacharjee, C. Bose, H. K. Dreiner, N. Ghosh, S. Matsumoto, and R. Sengupta, “Long-lived Light Mediators in a Higgs Portal Model at the FCC-ee,” [arXiv:2503.08780 \[hep-ph\]](#).
- [27] J. L. Feng, I. Galon, F. Kling, and S. Trojanowski, “ForwArd Search ExpeRiment at the LHC,” *Phys. Rev. D* **97** no. 3, (2018) 035001, [arXiv:1708.09389 \[hep-ph\]](#).
- [28] FASER Collaboration, A. Ariga *et al.*, “FASER’s physics reach for long-lived particles,” *Phys. Rev. D* **99** no. 9, (2019) 095011, [arXiv:1811.12522 \[hep-ph\]](#).
- [29] B. Bhattacharjee, H. K. Dreiner, N. Ghosh, S. Matsumoto, R. Sengupta, and P. Solanki, “Light long-lived particles at the FCC-hh with the proposal for a dedicated forward detector FOREHUNT and a transverse detector DELIGHT,” *Phys. Rev. D* **110** no. 1, (2024) 015036, [arXiv:2306.11803 \[hep-ph\]](#).
- [30] M. Mangano (ed.), “Physics at the FCC-hh, a 100 TeV pp collider,” [arXiv:1710.06353 \[hep-ph\]](#).
- [31] M. Aleksa *et al.*, “Conceptual design of an experiment at the FCC-hh, a future 100 TeV hadron collider,”. <https://cds.cern.ch/record/2842569>.
- [32] B. Bhattacharjee, A. Kumar, S. Mukherjee, R. Sengupta, and A. Sharma, “From obstacle to opportunity: uncovering the silver lining of pileup,” [arXiv:2503.11760 \[hep-ph\]](#).
- [33] G. Rigoletti, R. Guida, and B. Mandelli, “Studies on RPC detectors operated with environmentally friendly gas mixtures in LHC-like conditions,” *Eur. Phys. J. Plus* **138** no. 9, (2023) 841.