

stanhf: HistFactory models in the probabilistic programming language Stan

Andrew Fowlie*

*X-HEP Laboratory, Department of Physics, School of Mathematics and Physics,
Xi'an Jiaotong-Liverpool University, Suzhou, 215123, China*

In collider physics, experiments are often based on counting the numbers of events in bins of a histogram. We present a new way to build and analyze statistical models that describe these experiments, based on the probabilistic programming language Stan and the HistFactory specification. A command-line tool transpiles HistFactory models into Stan code and data files. Because Stan is an imperative language, it enables richer and more detailed modeling, as modeling choices defined in the HistFactory declarative specification can be tweaked and adapted in the Stan language. Stan was constructed with automatic differentiation, allowing modern computational algorithms for sampling and optimization.

I. INTRODUCTION

Interpreting the results of a physics experiment requires a statistical model. This model describes the relationship between a theory and potential observations, including statistical and systematic errors that could affect the outcome. In collider physics, experiments are often based on counting the numbers of events in bins of a histogram. We present a new way to build and analyze these statistical models, based on the probabilistic programming language Stan [1, 2]. These computer representations of a statistical model preserve and communicate an experimental analysis and enable it to be modified or recasted.

To understand the form of these models, we start from the Poisson likelihood for data binned in a histogram or several histograms

$$P(o) = \prod_i \text{Pois}(o_i | \lambda_i). \quad (1)$$

where the index i runs over all histogram bins, and o_i and λ_i represent the observed and expected numbers of events in bin i , respectively. There are several contributions to the expected number of events in a bin from specific backgrounds and from potential signals, such that we write

$$\lambda_i = \sum_j \lambda_{ij}. \quad (2)$$

The nominal rates for each contribution to each bin, λ_{ij} , can be affected by systematic errors. These errors are modeled by introducing nuisance parameters θ . These parameters control multiplicative factors and additive terms that modify the nominal rates,

$$\lambda_{ij} \rightarrow \mu_{ij}(\theta) (\lambda_{ij} + \delta_{ij}(\theta)) \quad (3)$$

where the factor μ_{ij} represents the product of all multiplicative systematic effects and the term δ_{ij} represents the sum of all additive systematic effects for the nominal rate for bin

i contribution j . Thus, they can be broken down into individual systematic effects,

$$\mu_{ij}(\theta) = \prod_k \mu_{ijk}(\theta) \quad \text{and} \quad \delta_{ij}(\theta) = \sum_k \delta_{ijk}(\theta) \quad (4)$$

where μ_{ijk} and δ_{ijk} represent individual multiplicative and systematic effects for bin i contribution j . Lastly, the parameters θ might be constrained by prior knowledge or auxiliary experiments. Thus, combining these changes to Eq. (1), we arrive at

$$p(o, \theta | K) = \underbrace{\prod_i}_{\text{Bins}} \text{Pois}(o_i | \underbrace{\sum_j}_{\text{Samples}} \underbrace{\mu_{ij}(\theta)}_{\text{Multiplicative modifier}} \underbrace{[\lambda_{ij} + \delta_{ij}(\theta)]}_{\text{Additive modifier}}) \cdot \underbrace{p(\theta | K)}_{\text{Auxiliary}} \quad (5)$$

where K represents prior knowledge or data from auxiliary measurements.

Previously, the HistFactory specification was developed to represent these models [3]. This is a declarative specification of a statistical model of the form Eq. (5) — the modifiers and auxiliary term in Eq. (5) can be built from a set of predeclared choices. The specification was written in xml language and was intended to be interpreted by the RooFit/RooStats framework based on ROOT histogram functionality [4–6]. More recently, a json schema was designed to express HistFactory models in json [7, 8].

At the same time, the Python package pyhf [9–11] was developed to interpret and analyze HistFactory models from json files. As Python is somewhat ubiquitous compared to ROOT, this increased the portability and potentially increases the longevity of these statistical models. pyhf, furthermore, takes advantage of automatic differentiation, so that derivatives are available for optimization. The results of searches for new particles at the Large Hadron Collider (LHC) are often preserved as HistFactory models and hosted publicly on the HEPData webpage [12]. At present, HistFactory models and pyhf are used by the ATLAS, MicroBooNE [13], Belle and Belle-II [14], and MODE [15] collaborations. Bayesian analyses are possible through an interface to PyMC [16] in bayesian_pyhf [17].

* andrew.fowlie@xjtlu.edu.cn

We present a complementary tool to the successful pyhf and HistFactory based on Stan [1, 2]. Stan is an imperative probabilistic programming language with automatic differentiation [18], enabling models to be analyzed in a Bayesian framework using Hamiltonian Monte Carlo (HMC; see e.g. refs. [19, 20]). This is an efficient algorithm for obtaining a sample-representation of the posterior distribution. Stan started development in 2011, and is used in industry [21, 22] and academia, including cognitive, social and political sciences, medical statistics, and astrophysics [23–25].

Because Stan is an imperative language, it is more flexible and expressive than declarative specifications. This enables richer and more detailed modeling, as the modeling choices defined in the HistFactory declarative specification can be tweaked and adapted in the Stan language. This is a major difference from pyhf and bayesian_pyhf. Although Stan was designed primarily for Bayesian modeling and computation, frequentist statistics, such as confidence intervals and p -values, are available in stanhf through an interface with pyhf.

II. QUICKSTART

The package and dependencies can be installed by

```
$ pip install stanhf
```

The source code can be obtained by

```
$ git clone https://github.com/xhep-lab/stanhf
```

You can obtain a HistFactory model in json specification from HEPData. E.g., using curl,

```
$ curl -OJLH "Accept: application/x-tar"
  https://doi.org/10.17182/hepdata.89408.v3/r2
$ tar -xzf HEPData_workspaces.tar.gz
```

or just browsing the landing page for the resource e.g. [here](#). This downloads and extracts files, including

```
RegionA/BkgOnly.json # hf model
RegionA/patchset.json # patches to modify hf model
README.md # metadata about model
```

for HistFactory models for searches for squarks by ATLAS at the LHC in ref. [26].

The HistFactory model RegionA/BkgOnly.json can be transpiled into Stan using the command line interface (CLI),

```
$ stanhf RegionA/BkgOnly.json
```

This writes a HistFactory model as a Stan program, compiles it, and validates it. If necessary, cmdstan [27] is automatically downloaded and installed so that Stan models can be compiled. These steps, as well as metadata about the model, are written to stdout:

```
hf file 'RegionA/BkgOnly.json' with no patch applied:
- 57 free parameters, 0 fixed parameters and 8 ignored
  null parameters
- 3 channels with 24 samples
- 839 modifiers and 431 ignored null modifiers
- Stan installed at .cmdstan/cmdstan-2.3.5
- Stan files created at RegionA/BkgOnly.stan,
  RegionA/BkgOnly_data.json and
  RegionA/BkgOnly_init.json
- Validated parameter names
- Build settings controlled at
  .cmdstan/cmdstan-2.3.5/build/local
- Stan executable created at RegionA/BkgOnly
- Try e.g., RegionA/BkgOnly sample num_chains=4 data
  file=RegionA/BkgOnly_data.json
  init=RegionA/BkgOnly_init.json
- Validated target
```

As indicated, three files are written to disk, and the Stan model is compiled into an executable:

```
RegionA/BkgOnly.json # original hf model
RegionA/BkgOnly.stan # the Stan model
RegionA/BkgOnly_data.json # the associated data
RegionA/BkgOnly_init.json # initial values for
  parameters
RegionA/BkgOnly # compiled executable
```

The process is summarized in Fig. 1 for the HistFactory model examples/model.json.

As suggested in the output, you can run this model by e.g.

```
RegionA/BkgOnly sample num_chains=4 data
  file=RegionA/BkgOnly_data.json
  init=RegionA/BkgOnly_init.json
```

For further information on running an analysis, see Sections IV and V.

III. FURTHER DETAILS

A. Structure of Stan model

Stan is a strongly typed and imperative probabilistic programming language. Stan programs, including those created by stanhf such as that in Fig. 1, define a statistical model through special blocks.

First, the functions block. In stanhf we use this block to define functions for interpolation and constraint terms that are required to implement the HistFactory specification.

```
functions {
  // functions for interpolation and constraints
}
```

We declare the data in the data block; here, data includes experimental data, as well as nominal event numbers, and hyperparameters that define modifiers and constraint terms. We do not define data here; it is written to a separate json file.



FIG. 1. stanhf reads the declarative specification of a HistFactory model from a json file and writes a Stan model and associated data files. For simplicity, we omit the functions block of the Stan model and stripped comments and metadata from stanhf outputs. This model can be ran in your browser [here](#) and found at `examples/model.json`.

In the context of high-energy physics, the natural separation between a model and observed data in Stan makes data-blinding straight-forward [28].

```
data {
  // declare observed data, nominal rates etc
  // data defined in separate json file
}
```

Occasionally, we need to make transformations of the data before we begin sampling, e.g., to aggregate uncertainties for a constraint term.

```
transformed data {
  // e.g. aggregate uncertainties declared in data
  block
}
```

Unknown parameters, associated with modifiers, are declared in the parameters block. These parameters are marginalized or profiled in an analysis.

```
parameters {
  // declare unknown parameters to be
  optimized/marginalized
}
```

The expected event rates are computed by applying modifiers to the nominal rates in the transformed parameters block.

```
transformed parameters {
  // compute e.g. expected event rates using
  parameters
}
```

The Poisson likelihood and constraint terms for background knowledge or auxiliary measurements are entered in the model block.

```
model {
  // add Poisson distributions, constraint terms etc
}
```

Finally, we simulate data from the mode in the generated quantities block. This simulated data can be used to compute posterior predictive distributions.

```
generated quantities {
  // simulate data from model
}
```

B. Choices of prior

Stan is agnostic about whether constraint terms are part of the prior or likelihood, since it is only their product that matter. Thus, we can interpret stanhf models as having implicit flat priors for parameters between any bounds placed on them in the HistFactory model, and constraint terms that are part of the likelihood.

If we desired other choices of prior, we could code them in the Stan language and rebuild the model. E.g., for a Gaussian prior for the parameter μ , $\mu \sim \mathcal{N}(1, 0.1)$, we could add

```
model {
  // ... other model statements omitted ...
  mu ~ normal(1., 0.1);
}
```

to the model block. These choices cannot be automated and should be considered by a user.

C. Command-line options

The behavior of the stanhf program can be altered through command-line options. E.g., the compilation and validation steps may be disabled. To see these flags, use the `--help` flag:

```
$ stanhf --help
```

```
Usage: stanhf [OPTIONS] HF_FILE_NAME
```

```
Convert, build and validate a histfactory json file
HF_FILE_NAME as a Stan
model.
```

Options:

```
--version                Show the version and
                        exit.
--build / --no-build      Build Stan program.
--validate-par-names / --no-validate-par-names
                        Validate Stan
                        program
                        parameter names.
--validate-target / --no-validate-target
                        Validate Stan
                        program target.
--cmdstan-path            Show path to cmdstan.
--patch <path to patchset> <number>
                        Apply a patch to the
                        model.
-h, --help                Show this message
                        and exit.
```

```
Check out https://github.com/xhep-lab/stanhf for
more details or to report
issues
```

D. Patches

Patches are a way to modify a HistFactory model by e.g. adding a specific signal. They are supported in stanhf by an optional argument `patch`. E.g., we can patch the model `RegionA/Bkgonly.json` from Section II

```
$ stanhf RegionA/Bkgonly.json --patch
RegionA/patchset.json 0
```

This applies the first patch in the `RegionA/patchset.json` collection of patches to `RegionA/Bkgonly.json` and converts the resulting model to Stan. We use `pyhf` to apply patches.

E. Null parameters and modifiers

To simplify models, `stanhf` ignores modifiers and parameters that cannot influence the expected numbers of events. This occurs when, e.g., a modifier varies between `lo` and `hi`, but `lo == hi`. These modifiers are reported as being null. Parameters that are associated only with null modifiers are themselves null.

F. Validation and testing

The `stanhf` interpretation of a `HistFactory` model is validated against `pyhf` by

1. Checking that the parameter names and sizes agree; see `stanhf.Converter.validate_param_names`.
2. Checking that the log-likelihoods agree up to a constant term. This is performed by checking that

$$\Delta \log \mathcal{L}_{\text{stanhf}} = \Delta \log \mathcal{L}_{\text{pyhf}}$$

The log-likelihoods are evaluated at randomly chosen points found by perturbing the suggested initial choices by noise. See `stanhf.Converter.validate_target`.

A constant term in the log-likelihood cannot impact statistical inferences currently available in `pyhf` or Stan and, for performance, is the default behavior in Stan.¹

As part of the `stanhf` testing set, these checks are performed for several models and patches available from `HEPData`; see e.g. `stanhf/tests/test_hepdata.py`. These tests, and others, can be ran using

```
$ pytest .
```

from within the `stanhf` source code.

IV. BAYESIAN INFERENCE

The `stanhf` CLI builds an executable Stan program and writes associated data files. We briefly describe how to use them for Bayesian inference. For concreteness, we look here at the `examples/model.json` model shown in Fig. 1. In this model, a signal is characterized by a strength parameter μ and $\mu = 0$ corresponds to the background-only model. First, we must build the model and sample from it,

```
$ stanhf examples/model.json # make stan program
$ examples/model sample num_chains=4 data
  file=examples/model_data.json
  init=examples/model_init.json # run stan program
```

This uses the HMC sampling algorithm with 4 chains, in conjunction with the `stanhf` data files. This is the `cmdstan` interface to Stan, where we run Stan at the command-line; you can alternatively explore language-specific interfaces. There are Python, Julia, R and MATLAB interfaces [29], as well as a web interface [30]. For all CLI options, see `examples/model --help`.

From the CLI interface, the output from Stan shows,

```
sample
  num_samples = 1000 (Default)
... output suppressed ...
  algorithm = hmc (Default)
... output suppressed ...
data
  file = examples/model_data.json
  init = examples/model_init.json
random
  seed = 3094244886 (Default)
output
  file = output.csv (Default)
... output suppressed ...
Chain [4] Iteration: 1 / 2000 [ 0%] (Warmup)
... output suppressed ...
Chain [4] Iteration: 1000 / 2000 [ 50%] (Warmup)
Chain [4] Iteration: 1001 / 2000 [ 50%] (Sampling)
... output suppressed ...
Chain [4] Iteration: 2000 / 2000 [100%] (Sampling)
... output suppressed ...
```

Stan programs write Markov Chain Monte Carlo (MCMC) chains to plain text csv files, by default called `output_{chain number}.csv`. There is a rich ecosystem of analysis and visualization software for MCMC chains, including Stan outputs, such as `ArviZ` [31], `BayesPlot` [32, 33] and `ShinyStan` [34, 35]. We show examples of using them all in `stanhf/EXAMPLE.md`.

Here we demonstrate `ArviZ`, since it is a Python package, and most familiar to users in high-energy physics. After installing `ArviZ`,

```
$ pip install arviz
```

you can analyze the Stan results. We can find the mean, standard deviation and credible region of the strength parameter,

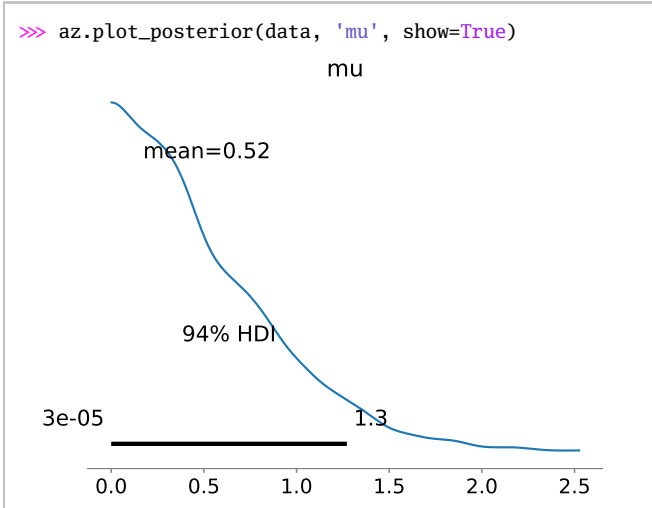
```
>>> import arviz as az
>>> data = az.from_cmdstan('output_*.csv')
>>> az.summary(data, 'mu', kind='stats')
      mean      sd  hdi_3%  hdi_97%
mu  0.516  0.415    0.0    1.272
```

We may check the effective sample size and \hat{R} diagnostic [36],

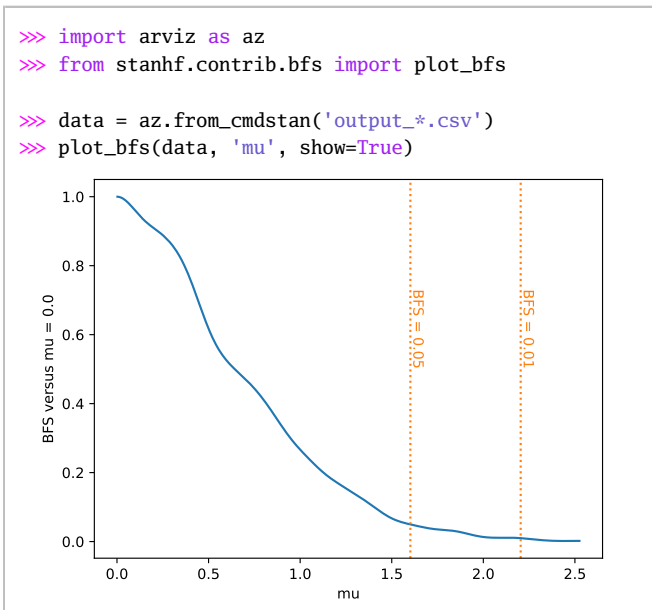
```
>>> az.summary(data, 'mu', kind='diagnostics')
      mcse_mean mcse_sd  ess_bulk  ess_tail  r_hat
mu      0.012    0.008    773.0    682.0    1.0
```

¹ Though this constant can be relevant in model selection if it differs between models.

We can plot posterior distributions. For example, to show the one-dimensional posterior pdf



Lastly, the Bayes factor [37] and Bayes factor surface [38] can be computed using a Savage-Dickey ratio [39]. The Bayes factor surface as a function of μ relative to the background-only model could be found by,



This calculation assumed that we sampled the posterior using a flat prior for μ , though the result is independent of that choice.² To further explore Bayesian workflows, this model can be compiled, run and analyzed online [here](#) using the Stan online playground [30].

² Other priors are supported using the prior keyword argument.

V. FREQUENTIST INFERENCE

As well as using stanhf for Bayesian inference using the powerful HMC functionality of Stan, we can harness the expressive power of Stan models in a frequentist setting. stanhf provides classes and functions to use a Stan model and optimizer in place of a pyhf model or native pyhf optimizer in the statistical inference package of pyhf.infer, which uses results in ref. [40].

As an example, we again use examples/model.json, which declares that mu is the parameter of interest (POI). Using pyhf, we can plot the CL_s statistic as a function of μ :

```

>>> from pyhf.infer import hypotest
>>> from pyhf.contrib.viz import brazil

>>> from stanhf.contrib.freq import MockPyhfModel,
    mock_pyhf_backend
>>> from stanhf import Convert

>>> import numpy as np

>>> convert = Convert('examples/model.json')
>>> stan_file_name, data_file_name, init_file_name =
    convert.write_to_disk()

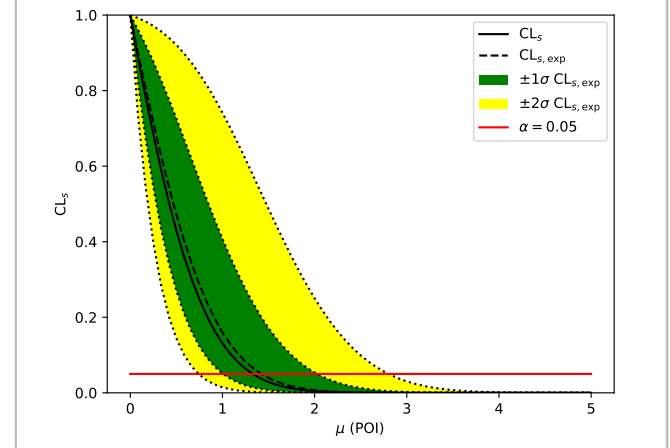
>>> model = MockPyhfModel(stan_file_name,
    data_file_name, init_file_name)

>>> test_poi = np.linspace(0., 5., 61)

>>> with mock_pyhf_backend():
...     results = [hypotest(t, model.config.data,
    model, return_expected_set=True) for t in
    test_poi]

>>> brazil.plot_results(test_poi, results)

```



Here, mock_pyhf_backend provides a context in which pyhf uses the Stan optimizer as the backend, and MockPyhfModel creates a model that can be used in conjunction with the Stan optimizer. In this example, we see an upper limit of 1.3 at 95% for the parameter mu.

Thus, we can tweak models in Stan — going beyond the

restrictions of the declarative HistFactory specification — and still access pyhf statistical machinery. In this case, however, it is a user’s responsibility to ensure that any assumptions or approximations required by asymptotic formulae in `pyhf.infer` are valid.

The frequentist analysis in `pyhf.infer` requires one to select a particular POI. To perform tests on particular values of the POI, it must be possible to fix the POI. Thus, if a POI is specified in a HistFactory model, `stanhf` writes Stan code that allows it to be fixed. For a POI named `{poi}`, this is implemented using the pattern:

```
data {
  // 0 do not fix POI; 1 fix POI
  int<lower=0, upper=1> fix_{poi};
  // value of POI if it is fixed
  real fixed_{poi};
}
parameters {
  // parameter for POI if it is not fixed
  array[1 - fix_{poi}] real free_{poi};
}
transformed parameters {
  // get value of POI from data if fixed or
  // parameter if not fixed
```

```
real {poi} = fix_{poi} ? fixed_{poi} :
  free_{poi}[1];
}
```

VI. CONCLUSIONS

We introduced `stanhf` — a new way to analyze and develop statistical models based on histogrammed data. The code transpiles HistFactory models into Stan, a probabilistic programming language. This allows state-of-the-art, scalable optimization and sampling using automatic differentiation and HMC. Because Stan is an imperative language, HistFactory modeling choices can be tweaked and adapted, as desired.

Stan is part of an ecosystem of Bayesian analysis software, allowing MC chains to be scrutinized for convergence and plotted, and even allowing models to be reran and analyzed online. Lastly, to ensure that the frequentist toolbox remains available, we provide an interface between Stan models and the inference machinery of `pyhf`.

ACKNOWLEDGMENTS

AF was supported by RDF-22-02-079.

-
- [1] B. Carpenter, A. Gelman, M.D. Hoffman, D. Lee, B. Goodrich, M. Betancourt et al., *Stan: A Probabilistic Programming Language*, *J. Stat. Softw.* **76** (2017).
 - [2] Stan Development Team, *Stan Modeling Language User’s Guide and Reference Manual*, [URL](#).
 - [3] K. Cranmer, G. Lewis, L. Moneta, A. Shibata and W. Verkerke, *HistFactory: A tool for creating statistical models for use with RooFit and RooStats*, Tech. Rep. [CERN-OPEN-2012-016](#) (2012), [DOI](#).
 - [4] I. Antcheva et al., *ROOT: A C++ framework for petabyte data storage, statistical analysis and visualization*, *Comput. Phys. Commun.* **180** (2009) 2499 [[1508.07749](#)].
 - [5] W. Verkerke and D.P. Kirkby, *The RooFit toolkit for data modeling in The 13th International Conference on Computing in High-Energy and Nuclear Physics (CHEP 2003)*, L. Lyons and M. Karagoz, eds., (La Jolla, California), pp. 186–189, 2003 [[physics/0306116](#)].
 - [6] L. Moneta, K. Belasco, K.S. Cranmer, S. Kreiss, A. Lazzaro, D. Piparo et al., *The RooStats Project*, *PoS ACAT* (2010) 057 [[1009.1003](#)].
 - [7] ATLAS collaboration, *Likelihood preservation and statistical reproduction of searches for new physics*, Tech. Rep. [ATL-SOFT-PROC-2020-022](#) (2020), [DOI](#).
 - [8] ATLAS collaboration, *Reproducing searches for new physics with the ATLAS experiment through publication of full statistical likelihoods*, Tech. Rep. [ATL-PHYS-PUB-2019-029](#) (2019).
 - [9] M. Feickert, L. Heinrich and G. Stark, *pyhf: a pure-Python statistical fitting library with tensors and automatic differentiation*, *PoS ICHEP* (2022) 245 [[2211.15838](#)].
 - [10] L. Heinrich, M. Feickert, G. Stark and K. Cranmer, *pyhf: pure-Python implementation of HistFactory statistical models*, *J. Open Source Softw.* **6** (2021) 2823.
 - [11] L. Heinrich, M. Feickert and G. Stark, *pyhf: v0.7.6*, [DOI](#).
 - [12] E. Maguire, L. Heinrich and G. Watt, *HEPData: a repository for high energy physics data*, *J. Physics: Conf.* **898** (2017) 102006.
 - [13] MICROBOONE collaboration, *First Search for Dark-Trident Processes Using the MicroBooNE Detector*, *Phys. Rev. Lett.* **132** (2024) 241801 [[2312.13945](#)].
 - [14] BELLE-II collaboration, *Evidence for $B^+ \rightarrow K^+ \nu \bar{\nu}$ decays*, *Phys. Rev. D* **109** (2024) 112006 [[2311.14647](#)].
 - [15] MODE collaboration, *Toward the end-to-end optimization of particle physics instruments with differentiable programming*, *Rev. Phys.* **10** (2023) 100085 [[2203.13818](#)].
 - [16] O. Abril-Pla, V. Andreani, C. Carroll, L. Dong, C.J. Fongesbeck, M. Kochurov et al., *PyMC: a modern, and comprehensive probabilistic programming framework in Python*, *PeerJ Comput. Sci.* **9** (2023).
 - [17] M. Feickert, L. Heinrich and M. Horstmann, *Bayesian Methodologies with pyhf*, *EPJ Web Conf.* **295** (2024) 06004 [[2309.17005](#)].
 - [18] M.I. Gorinova, A.D. Gordon and C. Sutton, *Probabilistic programming with densities in SlicStan: efficient, flexible, and deterministic*, *Proc. ACM Program. Lang.* **3** (2019) 1–30 [[1811.00890](#)].
 - [19] R.M. Neal, *Handbook of Markov Chain Monte Carlo*, Chapman and Hall/CRC (2011), [DOI](#), [[1206.1901](#)].
 - [20] M. Betancourt, *A Conceptual Introduction to Hamiltonian Monte Carlo*, [[1701.02434](#)].
 - [21] Facebook, *Prophet: Forecasting at Scale*, [URL](#).
 - [22] S.J. Taylor and B. Letham, *Forecasting at scale*, [DOI](#).
 - [23] D. Rubin et al., *Union Through UNITY: Cosmology with 2,000*

- SNe Using a Unified Bayesian Framework*, [2311.12098].
- [24] KAGRA, VIRGO & LIGO collaboration, *Population of Merging Compact Binaries Inferred Using Gravitational Waves through GWTC-3*, *Phys. Rev. X* **13** (2023) 011048 [2111.03634].
- [25] W.M. Farr, M. Fishbach, J. Ye and D. Holz, *A Future Percent-Level Measurement of the Hubble Expansion at Redshift 0.8 With Advanced LIGO*, *Astrophys. J. Lett.* **883** (2019) L42 [1908.09084].
- [26] ATLAS collaboration, *Search for bottom-squark pair production with the ATLAS detector in final states containing Higgs bosons, b -jets and missing transverse momentum*, *JHEP* **12** (2019) 060 [1908.03122].
- [27] Stan Development Team, *CmdStan User's Guide*, [URL](#).
- [28] S.V. Chekanov, *A note on blind technique for new physics searches in particle physics*, *Snowmass* (2021) [2112.09548].
- [29] Stan Development Team, *Language-Specific Stan Interfaces*, [URL](#).
- [30] Stan Development Team, *Stan Playground*, [URL](#).
- [31] R. Kumar, C. Carroll, A. Hartikainen and O. Martin, *ArviZ: a unified library for exploratory analysis of Bayesian models in Python*, *J. Open Source Softw.* **4** (2019) 1143.
- [32] J. Gabry and T. Mahr, *bayesplot: Plotting for Bayesian Models*, [URL](#).
- [33] J. Gabry, D. Simpson, A. Vehtari, M. Betancourt and A. Gelman, *Visualization in Bayesian workflow*, *J. R. Stat. Soc. A* **182** (2019) 389 [1709.01449].
- [34] J. Gabry, R. Češnovar, A. Johnson and S. Bröder, *cmdstanr: R Interface to CmdStan*, [URL](#).
- [35] J. Gabry and D. Vein, *shinystan: Interactive Visual and Numerical Diagnostics and Posterior Analysis for Bayesian Models*, [URL](#).
- [36] A. Vehtari, A. Gelman, D. Simpson, B. Carpenter and P.-C. Bürkner, *Rank-Normalization, Folding, and Localization: An Improved \hat{R} for Assessing Convergence of MCMC*, *Bayesian Anal.* **16** (2021) [1903.08008].
- [37] R.E. Kass and A.E. Raftery, *Bayes factors*, *J. Am. Stat. Assoc.* **90** (1995) 773–795.
- [38] A. Fowlie, *The Bayes factor surface for searches for new physics*, *Eur. Phys. J. C* **84** (2024) 426 [2401.11710].
- [39] J.M. Dickey and B.P. Lientz, *The Weighted Likelihood Ratio, Sharp Hypotheses about Chances, the Order of a Markov Chain*, *Ann. Math. Stat.* **41** (1970) 214–226.
- [40] G. Cowan, K. Cranmer, E. Gross and O. Vitells, *Asymptotic formulae for likelihood-based tests of new physics*, *Eur. Phys. J. C* **71** (2011) 1554 [1007.1727].