



Observation of a pseudoscalar excess at the top quark pair production threshold

The CMS Collaboration*

Abstract

A search for resonances in top quark pair ($t\bar{t}$) production in final states with two charged leptons and multiple jets is presented, based on proton-proton collision data collected by the CMS experiment at the CERN LHC at $\sqrt{s} = 13$ TeV, corresponding to 138 fb^{-1} . The analysis explores the invariant mass of the $t\bar{t}$ system and two angular observables that provide direct access to the correlation of top quark and antiquark spins. A significant excess of events is observed near the kinematic $t\bar{t}$ threshold compared to the nonresonant production predicted by fixed-order perturbative quantum chromodynamics (pQCD). The observed enhancement is consistent with the production of a color-singlet pseudoscalar ($^1S_0^{[1]}$) quasi-bound toponium state, as predicted by nonrelativistic quantum chromodynamics. Using a simplified model for $^1S_0^{[1]}$ toponium, the cross section of the excess above the pQCD prediction is measured to be $8.8^{+1.2}_{-1.4} \text{ pb}$.

Submitted to Reports on Progress in Physics

1 Introduction

The discovery of the top quark in 1995 at the Fermilab Tevatron collider was a major milestone in particle physics [1, 2]. Uniquely among quarks, the top quark’s lifetime is shorter than the hadronization timescale [3, 4]. This causes the spin of the top quark to be transferred directly to its decay products, enabling precise measurements of spin properties via angular distributions. While the polarization of the top quark and antiquark (t and \bar{t}) in a strongly produced $t\bar{t}$ system is minimal, their spins are correlated in the standard model (SM) [5, 6], which was experimentally confirmed both at the Tevatron and the LHC [7–12].

While $t\bar{t}$ pairs do not form stable bound states given the short lifetime of the top quark, calculations in nonrelativistic quantum chromodynamics (NRQCD) predict bound state enhancements at the $t\bar{t}$ threshold [13–18]. Since this effect is present only when the $t\bar{t}$ pairs are in the color singlet configuration, the dominant contribution at the LHC is from the gluon-gluon initial state, leading to the production of the $^1S_0^{[1]}$ “toponium” quasi-bound state η_t . Contributions from other spin states are much smaller at the LHC; for instance, the $^3P_0^{[1]}$ state χ_t is suppressed by additional powers of the top quark velocity, which is nearly zero at the threshold. The color octet configuration, on the other hand, is suppressed below the $t\bar{t}$ threshold because of a repulsive interaction between the top quarks, and has a steeply rising cross section as a function of the $t\bar{t}$ invariant mass $m_{t\bar{t}}$ above the threshold [18]. The presence of such an η_t state would therefore manifest itself as an enhancement in the number of events near the production threshold with distinctive patterns in $t\bar{t}$ spin correlation observables caused by its pseudoscalar nature. However, due to the possibility of initial- and final-state radiation, the color configurations of the $t\bar{t}$ pairs are not necessarily the same as the partons in the initial state, making theoretical predictions of toponium production challenging.

This Letter reports the observation of a threshold enhancement in $t\bar{t}$ production consistent with pseudoscalar toponium. The analyzed proton-proton (pp) collision data at $\sqrt{s} = 13$ TeV were recorded by the CMS experiment at the CERN LHC in 2016–2018, corresponding to an integrated luminosity of 138 fb^{-1} . The analysis, whose tabulated results are provided in the HEP-Data record [19], is conducted within the context of a generic search for neutral spin-0 bosons produced through gluon fusion and decaying to $t\bar{t}$, covering the full $m_{t\bar{t}}$ range. Here, we focus on the threshold production of a composite CP -odd pseudoscalar η_t and a CP -even scalar χ_t as signal hypotheses, where CP refers to the charge-parity symmetry. These represent the simplest hypotheses that can explain the observation, since they arise naturally within NRQCD. However, the available experimental data does not exclude alternative explanations like additional pseudoscalar bosons, whose existence is predicted by several theoretical models beyond the SM. This possibility is explored in Ref. [20], the companion paper to this publication, where we present the generic search.

The analysis considers final states with two charged leptons (electrons and/or muons) and at least two jets, referred to as the $\ell\ell$ channel. A similar analysis was previously performed by the CMS experiment using the data sample collected in 2016 and considering the ℓj channel (i.e., final states with one charged lepton and at least four jets) in addition to the $\ell\ell$ channel [21]. In that analysis, a moderate pseudoscalar-like deviation with a mass at the lowest investigated value of 400 GeV was found. Compared to that superseded analysis, we consider only the $\ell\ell$ channel here, but use more than three times the data, consider resonances with masses below the $t\bar{t}$ production threshold, and add a second angular observable that provides direct access to $t\bar{t}$ spin correlation.

Similar searches have also been conducted by the ATLAS Collaboration using data at $\sqrt{s} =$

8 [22] and 13 TeV [23]. The results presented in Ref. [23] use the data sample collected in 2015–2018 and combine the $\ell\ell$ and ℓj channels, with the latter being predominant. The analysis in the $\ell\ell$ channel differs from our approach in that it investigates the invariant mass $m_{b\bar{b}\ell\ell}$ of the $b\bar{b}\ell^+\ell^-$ system rather than $m_{t\bar{t}}$ and it utilizes an angular variable whose sensitivity to $t\bar{t}$ spin correlation is significantly diluted by kinematic effects. We have verified that incorporating these differences into our analysis would not result in a significant enhancement at the threshold. Consequently, the conclusions of Ref. [23] are not directly comparable to the ones reported in this paper, nor do they refute or confirm the findings reported herein.

Moreover, our findings are consistent with enhancements at the threshold in previous $t\bar{t}$ differential cross section measurements reported by ATLAS [11, 24] and CMS [12, 25]. Similarly, the mild tension between the observed and expected measurement of spin correlation in the $t\bar{t}$ threshold region, which has been reported by both ATLAS [26] and CMS [27] as part of their studies of quantum entanglement, has been reproduced by this analysis.

2 Method

2.1 The CMS detector and event reconstruction

The CMS apparatus [28, 29] is a multipurpose, nearly hermetic detector, designed to trigger on [30, 31] and identify electrons, muons, photons, and charged and neutral hadrons [32–34]. A global reconstruction algorithm [35] combines the information provided by the all-silicon inner tracker and by the crystal electromagnetic (ECAL) and brass-scintillator hadron calorimeters, operating inside a 3.8 T superconducting solenoid, with data from gas-ionization muon detectors interleaved with the solenoid return yoke [36–38].

Electrons are measured in the pseudorapidity range $|\eta| < 2.5$ as energy deposits in the ECAL matched to a track, accounting for their emitted bremsstrahlung energy [32, 39]. Well-identified electron candidates are selected using identification criteria based on boosted decision trees [32]. Muons are measured in the range $|\eta| < 2.4$ as tracks in the inner tracker consistent with a track in the muon system. Well-identified muon candidates are required to pass the “tight” working point of the identification criteria described in Ref. [33]. Both electrons and muons are required to be isolated from other activity in the event.

Hadronic jets are clustered from the reconstructed particles using the anti- k_T algorithm [40, 41] with a distance parameter of 0.4. The charged-hadron subtraction algorithm [35] is used to mitigate the effect of additional pp interactions within the same or nearby bunch crossings (pileup). Jet energy corrections are applied to match the average measured energy of jets to that of particle-level jets [36]. Only jets in the range $|\eta| < 2.4$ with transverse momentum $p_T > 20$ GeV are considered in the analysis. Additionally, jets are required to be separated by $\Delta R = \sqrt{(\Delta\eta)^2 + (\Delta\phi)^2} > 0.4$ from any selected lepton, where $\Delta\eta$ and $\Delta\phi$ are the η and azimuthal angle differences between the jet and the lepton. Jets originating from b quarks are identified (“tagged”) with the DEEPIET algorithm [42–44], using the working point with an efficiency of 77% and a misidentification rate of 3%. The missing transverse momentum vector \vec{p}_T^{miss} is computed as the negative vector sum of the p_T of all the reconstructed particles in an event, and its magnitude is denoted as p_T^{miss} [37].

2.2 Data and simulated event samples

The data used in this analysis were recorded with triggers that require the presence of one or two isolated electrons and/or muons, with an overall trigger efficiency above 96–98%. To

compare the collected data to theoretical predictions, Monte Carlo (MC) event samples are generated for all relevant production processes. Different event generators are used for the calculation of matrix elements (MEs). In all cases, the next-to-next-to-leading order (NNLO) NNPDF3.1 parton distribution functions (PDFs) [45] are used, and the ME calculation is interfaced with PYTHIA 8.240 [46] to simulate parton showers, fragmentation, and hadronization, using the CP5 underlying event tune [47, 48]. The top quark mass m_t is set to 172.5 GeV in all samples involving top quarks, as well as in the computation of theoretical corrections that are applied to them. The simulated events are processed through the CMS detector simulation based on the GEANT4 program [49], and pileup interactions generated with PYTHIA are overlaid to match the observed pileup distribution in data. Separate MC samples are generated and dedicated corrections to the simulations (“scale factors”) are applied for different data-taking eras to take into account evolving conditions.

Pseudoscalar η_t production is modeled as a generic resonance matched to NRQCD calculations [17, 50], implemented in the MADGRAPH5_aMC@NLO 2.6.5 event generator [51] at leading order (LO), with an effective contact interaction for the gluon- η_t coupling. Samples of resonant $\eta_t \rightarrow WbWb$ events are produced, thus including contributions from off-shell top quarks. The η_t mass and width are set to 343 and 2.8 GeV, respectively, corresponding to the expectation that the toponium mass is twice m_t minus a binding energy of about 2 GeV [17], and its decay width is twice the width of the top quark [13]. The nonrelativistic Hamiltonian reweighting mentioned in Refs. [17, 52] is not applied since its impact on the analysis is expected to be negligible [15]. Scalar χ_t production is simulated in the same way with identical mass and width values, but with relevant CP -odd couplings replaced by CP -even ones.

The nonresonant $t\bar{t}$ production process is simulated at next-to-LO (NLO) in perturbative quantum chromodynamics (pQCD) using the h_{VQ} model implemented in POWHEG v2 [53–56]. The factorization and renormalization scales (μ_F and μ_R) are set to $\sqrt{m_t^2 + p_{T,t}^2}$, where $p_{T,t}$ is the p_T of the top quarks in the underlying Born-level configuration. Decays of the top quarks are performed using the narrow-width approximation [57]. The sample is normalized to the predicted $t\bar{t}$ production cross section of $833.9^{+20.5}_{-30.0}$ pb, as calculated with the TOP++2.0 program at NNLO in pQCD, and including soft-gluon resummation at next-to-next-to-leading-logarithmic (NNLL) accuracy [58]. To improve the theoretical description of the kinematic distributions of the $t\bar{t}$ production process, the sample is reweighted to account for higher-order corrections. The prediction at NNLO in pQCD is calculated using the MATRIX program [59], and electroweak (EW) corrections at NLO using the HATHOR program [60–65]. Both predictions are computed at the level of stable top quarks with a nominal scale choice of $0.5(\sqrt{m_t^2 + p_{T,t}^2} + \sqrt{m_t^2 + p_{T,\bar{t}}^2})$, where $p_{T,\bar{t}}$ is the p_T of the top antiquark, and using the same NNPDF3.1 PDF set as the POWHEG $t\bar{t}$ sample. The POWHEG $t\bar{t}$ sample is reweighted to the NNLO pQCD and NLO EW predictions using double-differential weights evaluated at the generator level as a function of $m_{t\bar{t}}$ and of the cosine of the angle between the direction of the top quark in the zero-momentum frame of the $t\bar{t}$ system and the direction of the $t\bar{t}$ system in the laboratory frame. The $t\bar{t}$ production sample obtained in this way is referred to as fixed-order (FO) pQCD sample in the following. In addition, three further samples are generated with different generator setups: (i) the same POWHEG ME calculation matched to HERWIG 7.2.2 [66, 67], using the angular-ordered parton shower model; (ii) MADGRAPH5_aMC@NLO at NLO in pQCD with up to two additional jets in the ME and matched to PYTHIA with the FxFx merging scheme [68]; and (iii) the bb4l ME generator in POWHEG vRES [69–71], which simulates the full process $pp \rightarrow b\bar{b}\ell^+\ell^-\nu\bar{\nu}$ at NLO in pQCD and thus includes full off-shell contributions beyond the narrow-width approximation, matched to PYTHIA. The same NNLO pQCD and NLO EW corrections as before are also applied to these samples.

The η_t and χ_t samples are added to the FO pQCD $t\bar{t}$ sample without interference [50, 72, 73]. It has been tested that adding the η_t signal to WbWb production simulated in FO NLO pQCD as suggested in Ref. [50] gives similar results to the most recent NRQCD prediction using the NLO QCD potential for Coulomb resummation and performing threshold resummation at next-to-leading-logarithmic (NLL) accuracy [18].

Reducible background (BG) contributions in the analysis originate from single top quark production (tX), Drell–Yan production (Z/γ^*), diboson production (WW, WZ, and ZZ), and $t\bar{t}$ production in association with a vector boson ($t\bar{t}V$). The tX processes via the t , tW, and s channels are generated at NLO using POWHEG v2, POWHEG, and MADGRAPH5_aMC@NLO, respectively [51, 74, 75], and normalized to the NLO cross section predictions for the t and s channels [64, 76], and the approximate NNLO prediction for the tW channel [77]. For the Z/γ^* process, samples are generated with POWHEG [54, 55] with multi-scale-improved NNLO accuracy in QCD [78, 79], matched with PYTHIA for initial-state radiation (ISR) and PHOTOS [80, 81] for final-state radiation (FSR). The total yield of the Z/γ^* prediction is corrected using data following a modified version of the procedure described in Ref. [82]. The diboson processes are generated using PYTHIA and normalized to the respective NNLO (WW) [83] or NLO (WZ and ZZ) [84] cross sections. We checked that replacing the WW contribution with the nonresonant WWb \bar{b} production, which leads to the same final state as $t\bar{t}$ production, does not change the results of this work. The $t\bar{t}V$ events are generated at NLO with MADGRAPH5_aMC@NLO. Background contributions due to QCD multijet events with two fake or non-prompt leptons are found to be negligible. Further details on other reducible background predictions are given in Ref. [20].

2.3 Event selection

Candidate events are required to have exactly two well-identified leptons (electrons and/or muons) of opposite charge, with $p_T > 20$ GeV and at least one of them with $p_T > 25$ GeV. Events with an additional well-identified electron or muon with $p_T > 20$ GeV are rejected. The invariant mass $m_{\ell\ell}$ of the dilepton pair is required to be larger than 20 GeV to suppress low-mass resonances. To suppress Z/γ^* background contributions, events in the ee and $\mu\mu$ channels are required to have $p_T^{\text{miss}} > 40$ GeV and $|m_{\ell\ell} - 91 \text{ GeV}| > 15$ GeV, i.e., to be outside of the Z boson mass window [85]. The presence of at least two jets with $p_T > 30$ GeV and of at least one b-tagged jet with $p_T > 20$ GeV is required, resulting in two or more jets per selected event.

Each event is reconstructed using a kinematic reconstruction algorithm, which assumes that the final state consists of a $t\bar{t}$ pair that decays into two leptonically decaying W bosons [86]. The algorithm proceeds in two steps, first identifying b and \bar{b} quark candidates and then reconstructing the momenta of the neutrinos. In the first step, we consider all b-tagged jets in the event as b and \bar{b} quark candidates. For events with exactly one b-tagged jet, either the b or \bar{b} quark candidate, but not both, are taken from the non-b-tagged jets. The invariant masses of the visible top quark decay products $m_{\ell+b}$ and $m_{\ell-\bar{b}}$ are calculated for all possible b \bar{b} candidate pair assignments, and the pair maximizing the likelihood of being the correct pair is chosen for the second step. The likelihood is constructed using the expected distribution of the invariant mass of the lepton and b-tagged jet system, which has a different shape depending on whether the lepton and b-tagged jet originate from the decay of the same top quark, or not. The second step uses an analytic method [87] to solve a system of equations in the ν_ℓ and $\bar{\nu}_\ell$ momenta formed by requiring that: (i) the invariant masses of the $\ell^+\nu_\ell b$ and $\ell^-\bar{\nu}_\ell \bar{b}$ systems are equal to 172.5 GeV, (ii) the invariant masses of the $\ell^+\nu_\ell$ and $\ell^-\bar{\nu}_\ell$ systems are equal to the

W boson mass, and (iii) the $\nu_\ell \bar{\nu}_\ell$ system is the sole source of the measured \vec{p}_T^{miss} . In case of multiple real solutions, the one with the lowest reconstructed value of $m_{t\bar{t}}$ is used, which has been found to minimize possible biases with respect to the true $m_{t\bar{t}}$ value [88, 89]. This step is repeated 100 times, with random smearing applied to the momenta of the ℓ^+ , ℓ^- , b, and \bar{b} candidates, by sampling from the distributions of the relative energy difference and angular distance between reconstructed and truth-level particles. The effect of the smearing is propagated to the measured \vec{p}_T^{miss} . This smearing procedure incorporates the detector resolution into the reconstruction and, in particular, recovers solutions in cases where the nominal configuration would lead to a system of equations without real solution. The final result of the reconstruction is taken as the weighted averages of the t and \bar{t} quark four-momenta, computed over all repetitions that result in a real solution with weight evaluated via the same likelihood based on $m_{\ell+b}$ and $m_{\ell-\bar{b}}$ used for the $b\bar{b}$ quark candidate assignment. Events yielding no real solution in any iteration are rejected. The resolution of the reconstructed $m_{t\bar{t}}$ is around 15% at the $t\bar{t}$ threshold and increases up to 25% for higher $m_{t\bar{t}}$ values.

Two angular observables c_{hel} and c_{han} are defined to probe the spin correlation of the $t\bar{t}$ system as follows. We define $\hat{\ell}_t^+$ and $\hat{\ell}_{\bar{t}}^-$ as the unit vectors of the momenta of the two leptons in the rest frames of their parent t and \bar{t} , respectively [20]. The variable c_{hel} is then defined as the scalar product of $\hat{\ell}_t^+$ and $\hat{\ell}_{\bar{t}}^-$, and c_{han} similarly but with a sign flip in the component parallel to the t direction (i.e., the \hat{k} direction in Ref. [90]) of either $\hat{\ell}_t^+$ or $\hat{\ell}_{\bar{t}}^-$. The slopes of both distributions are related to the degree of alignment between the t and \bar{t} spins. The production of η_t results in a $t\bar{t}$ system in the $^1S_0^{[1]}$ state with anticorrelated t and \bar{t} spins, resulting in a normalized c_{hel} distribution with a maximal slope of +1, steeper than the one of the FO pQCD prediction. In contrast, χ_t production of a $t\bar{t}$ system in the $^3P_0^{[1]}$ state results in a c_{hel} slope of $-1/3$. Concerning c_{han} , the normalized distribution predicted by FO pQCD is almost flat, whereas η_t and χ_t production result in slopes of $+1/3$ and -1 , respectively [20].

2.4 Statistical analysis

A binned profile maximum likelihood fit [91–94], implemented in COMBINE [95], is performed to evaluate the compatibility of the observed data with the predictions and to obtain a best fit estimate of the cross section of the η_t and/or χ_t contributions. A three-dimensional (3D) template built from $m_{t\bar{t}}$, c_{hel} , and c_{han} is used as the fitted distribution. Various sources of uncertainty affect the 3D template and are implemented as nuisance parameters in the fit, capable of changing both the rate and the shape of the templates. Experimental uncertainties related to trigger, electron identification [32], muon identification [33], and b tagging (separately for b/c and u/d/s/g jets) [42] efficiencies, as well as to pileup reweighting, are evaluated by varying the corresponding corrections to the simulation by their uncertainties. Uncertainties in the jet p_T scale and resolution [36], as well as an additional uncertainty in the p_T^{miss} contribution from detector deposits not clustered into jets [37], are evaluated by varying the jet p_T and p_T^{miss} directly. Additional nuisance parameters are assigned for an inefficiency caused by the gradual shift in the timing of the ECAL trigger inputs [31], and for the uncertainty of 1.6% in the integrated luminosity measurement [96–98] that affects the normalization of all simulated processes. Besides experimental effects, several theoretical uncertainties related to the modeling of the signal and background processes are considered, as described below.

First, we consider theoretical uncertainties in the FO pQCD prediction of $t\bar{t}$ production. The NLO EW correction depends on the value of the top quark Yukawa coupling, entering through interference with diagrams containing a virtual Higgs boson, and an uncertainty of $+11/-12\%$

around the SM prediction is evaluated, conservatively using the uncertainty from the measurement reported in Ref. [99]. Following Ref. [65], the difference between the multiplicative and additive application schemes when combining the NLO EW corrections with the NNLO pQCD corrections of about 1–2% is taken as an additional uncertainty. The uncertainty in m_t is considered by shifting its value in simulation by ± 1 GeV [100]. We have checked that the exact value of the m_t uncertainty does not influence the conclusions of this work. The values of μ_R and μ_F in the ME calculation are varied independently up and down by a factor of 2. The effects of the m_t , μ_R , and μ_F variations on the shape of the 3D template are considered at NLO accuracy, whereas the effects on the overall normalization are taken from the NNLO+NNLL calculation [58, 101]. The scales used to evaluate the strong coupling constant α_s in the PS simulation of ISR and FSR are varied independently by a factor of 2 in each direction. Uncertainties in the underlying event tune are estimated by varying the CP5 parameters [48]. Two uncertainties are considered for the color reconnection model, with one based on the “QCD-inspired” model [102], and the other by switching on the early resonance decay option in PYTHIA [103]. The uncertainty in the ME-PS matching scale is evaluated by varying the POWHEG parameter h_{damp} , which controls the radiation of additional high- p_T jets. The nominal value of h_{damp} and the considered variations are $1.58^{+0.66}_{-0.59} m_t$ [104]. The uncertainty from the PDF choice is evaluated by reweighting the simulated $t\bar{t}$ events using 100 replicas of the NNPDF3.1 PDF set, and taking the base variation with the largest eigenvalue as obtained from a principal component analysis in the space of the final 3D templates. The uncertainty in the value of α_s in the PDF set is used as a second independent PDF uncertainty.

The choice of ME event generator for the $t\bar{t}$ FO pQCD prediction is validated through a comparison of the nominal $t\bar{t}+tW$ FO pQCD prediction with the alternative prediction obtained with `bb4l`, which includes off-shell contributions to the $b\bar{b}\ell^+\ell^-\nu\bar{\nu}$ final state. The difference between the two predictions is assigned as an additional uncertainty. Similarly, the comparison of the nominal $t\bar{t}$ FO pQCD prediction with the alternative generator setup using HERWIG is used to assign an additional uncertainty for the choice of the parton shower program.

The uncertainties due to μ_F , ISR, and FSR scales in the η_t and χ_t simulations are evaluated by independently varying them up and down by a factor of 2. Since the employed model uses effective η_t and χ_t production via a contact interaction with no dependence on α_s , variations of μ_R have no effect. The uncertainty in m_t is considered by varying its value in simulation by ± 1 GeV, and is treated as fully correlated with the m_t variation in the FO pQCD $t\bar{t}$ prediction. Other theoretical uncertainties in the η_t and χ_t simulations, such as the PDF variations, are found to be small compared to the already considered effects and are thus neglected.

The μ_R , μ_F , ISR, and FSR scale uncertainties are also independently considered for the Z/γ^* and tX processes. Normalization uncertainties for the non- $t\bar{t}$ background processes are assigned based on the precision of relevant cross section measurements [105–110], resulting in larger uncertainties than those of the corresponding theoretical computations.

3 Results

We observe an excess of events in the data with respect to the FO pQCD prediction. This excess occurs mainly at low $m_{t\bar{t}}$, and its strength depends on c_{hel} and c_{han} . We analyze the $m_{t\bar{t}}$ distribution in 3×3 equal-sized c_{hel} and c_{han} bins, and show three of these bins in Fig. 1: the bin ($-1 < c_{\text{hel}} < -1/3$, $-1 < c_{\text{han}} < -1/3$) where the η_t contribution is expected to be small (left), the intermediate bin ($-1/3 < c_{\text{hel}} < 1/3$, $-1/3 < c_{\text{han}} < 1/3$) (middle), and the bin ($1/3 < c_{\text{hel}} < 1$, $1/3 < c_{\text{han}} < 1$) where the η_t contribution is expected to be

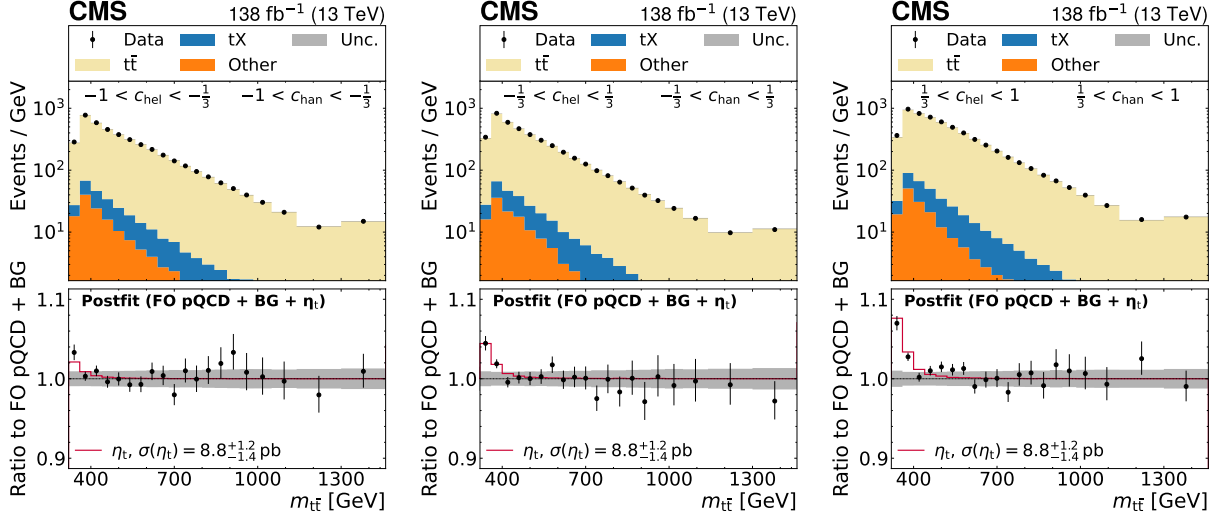


Figure 1: Observed (points with statistical error bars) and predicted (stacked colored histograms) $m_{t\bar{t}}$ distribution in three out of nine ($c_{\text{hel}}, c_{\text{han}}$) bins. In the upper panels, the $t\bar{t}$ histogram shows the FO pQCD prediction after the fit to the data that includes the η_t signal model (whose contribution is not drawn), and the shown event rates are divided by the bin width. The lower panels display the ratio of the data to the FO pQCD + background prediction, with η_t signal overlaid at its best fit η_t cross section (red line). The gray band indicates the postfit uncertainty. The first and last $m_{t\bar{t}}$ bins include all events with reconstructed $m_{t\bar{t}}$ below 360 and above 1300 GeV, respectively, and the drawn bin width is used for the normalization in these bins.

enhanced (right). In Fig. 2 (left), the c_{hel} distribution is shown for $m_{t\bar{t}} < 360$ GeV and integrated over c_{han} . The data show a steeper slope than the FO pQCD prediction, as expected from an additional pseudoscalar contribution. As can be seen in both figures, the η_t model can accommodate the excess.

We measure an η_t production cross section of

$$\sigma(\eta_t) = 8.8 \pm 0.5 (\text{stat})^{+1.1}_{-1.3} (\text{syst}) \text{ pb} = 8.8^{+1.2}_{-1.4} \text{ pb}.$$

Here, the statistical component of the uncertainty is estimated by fixing all nuisance parameters to their postfit values, while the systematic component is obtained as the quadratic difference between the total and the statistical uncertainty. Our result is comparable to the magnitude of the theory estimate of 6.43 pb, which is obtained by fitting the results of an NRQCD calculation from Ref. [15] and subtracting the NLO+NLL pQCD prediction [17], within the range of $338 < m_{t\bar{t}} < 350$ GeV. This is compatible with the recent NRQCD calculation in Ref. [18]. The cross section measured in this work is without any explicit restrictions on the $m_{t\bar{t}}$ range. The significance of the excess over the hypothesis with no η_t production exceeds five standard deviations (SDs).

To explore the spin and CP structure of the resonant excess, we perform an alternative fit that simultaneously includes contributions from pseudoscalar η_t and scalar χ_t production. The results are shown in Fig. 3. While the data is compatible with zero contribution from the χ_t state within one SD, zero contribution from the η_t state is excluded with a significance exceeding five SDs. This establishes the presence of a pseudoscalar excess.

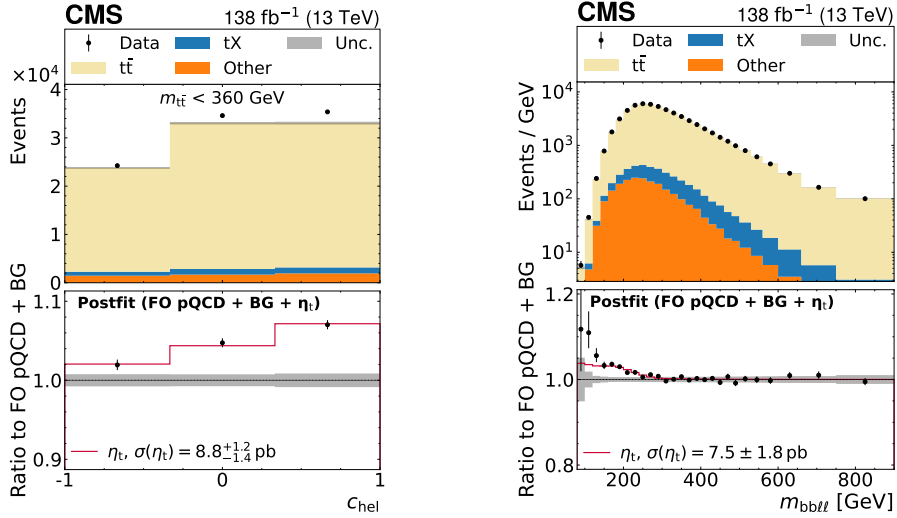


Figure 2: Observed (points with statistical error bars) and predicted (stacked colored histograms) distributions. Left: c_{hel} for $m_{t\bar{t}} < 360$ GeV and integrated over c_{han} , from the nominal fit using $m_{t\bar{t}}$. Right: m_{bbll} integrated over c_{hel} and c_{han} , from the alternative fit using m_{bbll} instead of $m_{t\bar{t}}$, which is discussed in Section 4.1. In the upper panels, the $t\bar{t}$ histogram shows the FO pQCD prediction after the fit to the data that includes the η_t signal model (whose contribution is not drawn). On the right, the shown event rates are divided by the bin width. The lower panels display the ratio of the data to the FO pQCD + background prediction, with η_t signal overlaid at its best fit η_t cross section (red line). The gray band indicates the postfit uncertainty. The first and last m_{bbll} bins include all events with reconstructed m_{bbll} below 100 and above 750 GeV, respectively, and the drawn bin width is used for the normalization in these bins.

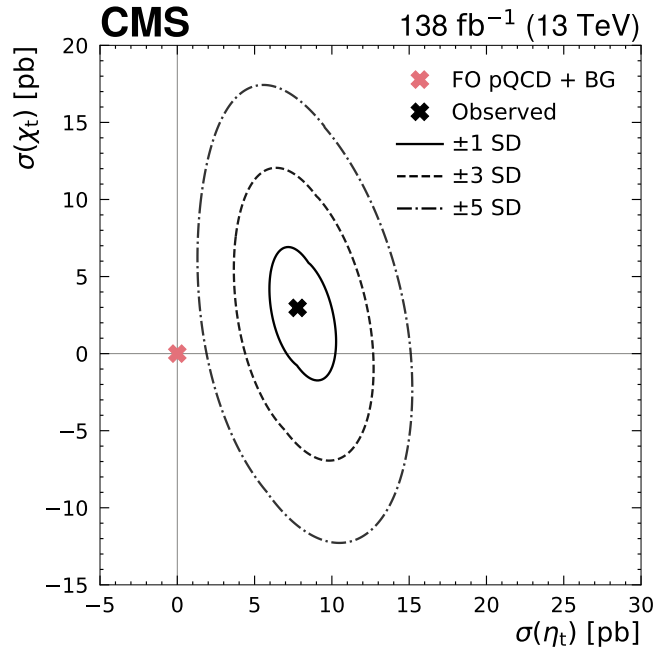


Figure 3: Best fit value (cross) and allowed regions at one (solid line), three (dashed line), and five (dotted-dashed line) SDs for the cross section of η_t and χ_t production, as observed in data (black). The FO pQCD + background expectation of zero η_t and χ_t contributions is denoted by a pink star. Negative cross section values refer to a reduction of the $t\bar{t}$ production cross sections with respect to the FO pQCD + background prediction around the threshold.

4 Discussion

4.1 Robustness of the experimental analysis methods

To ensure that the on-shell assumption used in the kinematic reconstruction algorithm does not sculpt the $m_{t\bar{t}}$ distribution to be signal-like through an unaccounted systematic effect, we repeat the analysis with a similar strategy but changing the fit distribution from $m_{t\bar{t}}$ to $m_{bb\ell\ell}$. This observable is defined without any assumption on the value of m_t , and is shown in Fig. 2 (right). Nuisance parameters encoding the difference between the generators were not included in this check. A cross section of $\sigma(\eta_t) = 7.5 \pm 1.8$ pb is obtained in the $m_{bb\ell\ell}$ fit. This is compatible with the nominal strategy, but with less sensitivity, which is expected. We conclude that the kinematic reconstruction algorithm does not introduce spurious effects in our analysis.

As an additional check, we investigate the impact of possible jet p_T scale mismodeling on $m_{t\bar{t}}$ by fitting pseudodata obtained from the FO pQCD prediction with the jet p_T scale shifted up or down by its prefit uncertainty. We find the resulting shift in the η_t cross section to be less than one SD of the nominal result.

4.2 Comparison between fits with and without η_t contribution

The $m_{t\bar{t}}$ and c_{hel} distributions obtained with a “background-only” fit, i.e., considering only the FO pQCD prediction plus background contributions without the η_t signal (labeled FO pQCD + background) and including all nuisance parameters, are shown in Fig. 4. The fit is able to absorb parts of the low- $m_{t\bar{t}}$ excess of data over prediction. Nevertheless, a c_{hel} distribution with a higher slope than the FO pQCD expectation remains visible, as expected for an η_t contribution, cf. Fig. 2 (left).

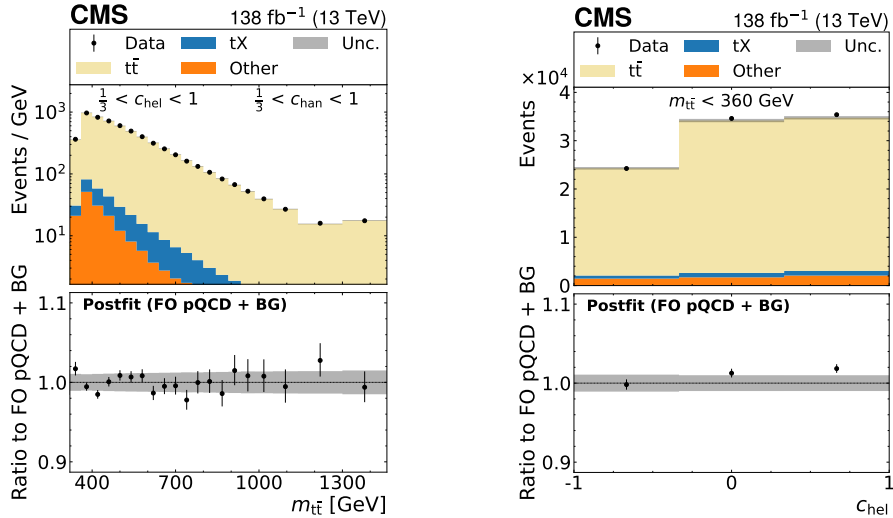


Figure 4: Observed (points with statistical error bars) and predicted (stacked colored histograms) $m_{t\bar{t}}$ distribution in the $(c_{\text{hel}}, c_{\text{han}})$ bin with the highest expected η_t contribution (left) and c_{hel} distribution for $m_{t\bar{t}} < 360$ GeV and integrated over c_{han} (right). In the upper panels, the histograms account only for the FO pQCD + background prediction, and are shown after the background-only fit to the data. On the left, the shown event rates are divided by the bin width. The lower panels display the ratio of the data to the FO pQCD + background prediction. The gray band indicates the postfit uncertainty. The binning is the same as in Figs. 1 and 2 (left).

The quality of both the FO pQCD + background + η_t and FO pQCD + background fits is compared in Fig. 5 through the postfit deviations of nuisance parameters from their prefit values

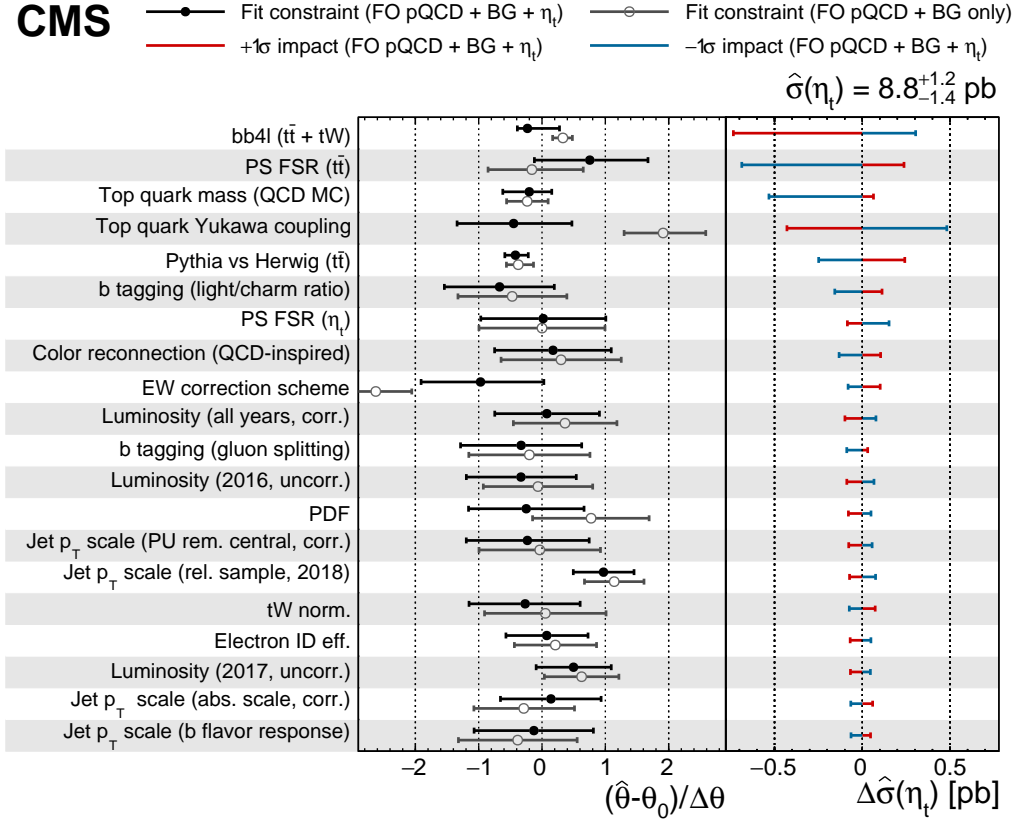


Figure 5: For the nuisance parameters listed in the left column, the pulls $(\hat{\theta} - \theta_0) / \Delta\theta$ (middle column), where $\hat{\theta}$ and θ_0 are the postfit and prefit values of the nuisance parameters and $\Delta\theta$ is the prefit uncertainty, are shown for the FO pQCD + background + η_t (black filled circles) and FO pQCD + background (gray empty circles) fit, as well as the impacts $\Delta\hat{\sigma}(\eta_t)$ (right column) for the FO pQCD + background + η_t fit. The impact $\Delta\hat{\sigma}(\eta_t)$ for a nuisance parameter θ is calculated by varying θ by ± 1 SD and evaluating the shift in $\sigma(\eta_t)$. The nuisance parameters are ordered by the maximum of their ± 1 SD impacts in the FO pQCD + background + η_t fit.

(“pulls”) as well as their postfit reduction in uncertainty (“constraints”) in both cases. In the FO pQCD + background + η_t fit (black filled circles), no nuisance parameter is pulled from its prefit value by more than one SD. In contrast, in the FO pQCD + background fit (gray empty circles), the two nuisance parameters associated with the EW corrections (the top quark Yukawa coupling and the correction scheme) are pulled strongly away from their expected values, in order to compensate the observed excess of events and slope in c_{hel} [65]. This, together with the fact that there is still a residual positive slope near the $t\bar{t}$ threshold in Fig. 4, corroborates the conclusion of the statistical analysis that a nonzero η_t contribution is the more physically sensible interpretation of the data.

4.3 Comparison between different baseline FO pQCD predictions

Here, we present and discuss the comparison between different setups to generate the FO pQCD + background predictions. Fit results obtained with the nominal FO pQCD $t\bar{t}$ prediction and the three alternative generator setups introduced in Section 2.2 are compared in Table 1. The setup “POWHEG v2 hVq + PYTHIA” refers to the sample used in the nominal result. The fit results shown here do not include the two systematic uncertainties for the choice of the ME event generator and the parton shower program, which are evaluated from comparisons be-

tween the different generator setups. The setup “POWHEG vRES bb41 + PYTHIA” does not use the nominal FO pQCD tW prediction and has dedicated samples to derive systematic uncertainty templates, whereas the other three setups use the same nominal FO pQCD tW prediction and share the samples used to derive systematic uncertainty templates with the nominal result. The largest difference in $\sigma(\eta_t)$ with respect to the nominal result is found for POWHEG vRES bb41 + PYTHIA, which is lower by ~ 1.5 SDs.

Table 1: Results for $\sigma(\eta_t)$ obtained with different simulated event samples for the FO pQCD $t\bar{t}$ (+tW) prediction. Nuisance parameters encoding the difference between different generators are not included in these results. The nominal result, i.e., POWHEG v2 hvq + PYTHIA including these nuisance parameters, is shown for comparison.

FO pQCD generator setup	$\sigma(\eta_t)$ [pb]
POWHEG v2 hvq + PYTHIA	8.7 ± 1.1
POWHEG v2 hvq + HERWIG	8.6 ± 1.1
MADGRAPH5_aMC@NLO FxFx + PYTHIA	9.8 ± 1.3
POWHEG vRES bb41 + PYTHIA	6.6 ± 1.4
Nominal result	$8.8^{+1.2}_{-1.4}$

To illustrate the differences between the generator setups, the ratios to the nominal POWHEG v2 hvq + PYTHIA prediction are shown in Fig. 6 for the $m_{t\bar{t}}$ distribution, as well as the c_{hel} distribution at the $t\bar{t}$ threshold and in the $t\bar{t}$ continuum. It can be seen that HERWIG, compared to PYTHIA, predicts a lower $t\bar{t}$ acceptance, an increase of events at low $m_{t\bar{t}}$ (similar to η_t), and a reduced slope in c_{hel} for low $m_{t\bar{t}}$ (opposite to η_t). Since these effects are contradicting the prediction from η_t production, the observed $\sigma(\eta_t)$ value remains basically unchanged. In contrast, the bb41 prediction predicts a stronger slope in c_{hel} for low $m_{t\bar{t}}$, which is similar to η_t and thus explains the smaller observed $\sigma(\eta_t)$ value when this setup is used as the background prediction. Fig. 6 (right) shows, however, that above the threshold the considered generators predict the same slope in c_{hel} .

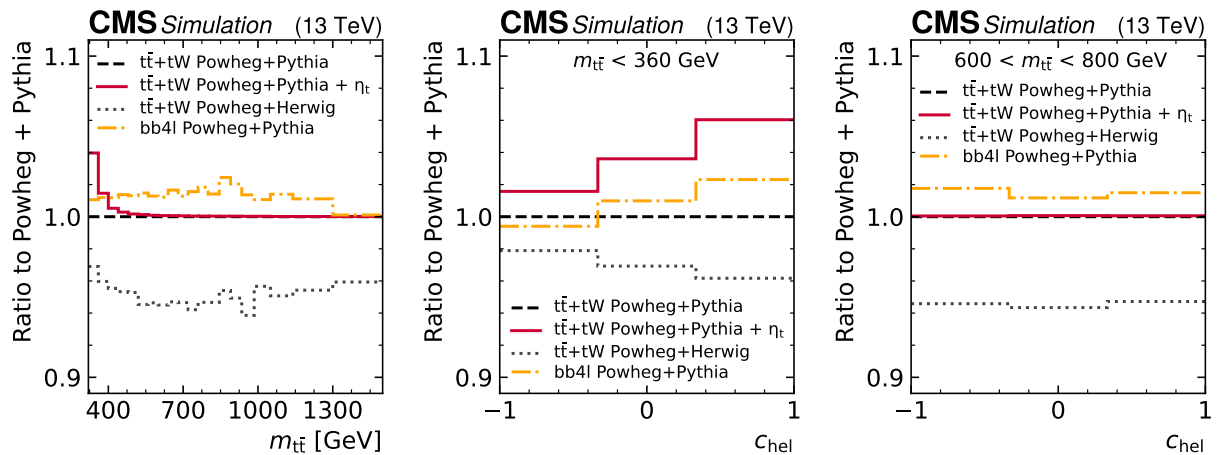


Figure 6: Ratios of the predictions for POWHEG v2 hvq + HERWIG (gray) as well as POWHEG vRES bb41 + PYTHIA (orange) to POWHEG v2 hvq + PYTHIA (black) for $m_{t\bar{t}}$ (left), c_{hel} at the $t\bar{t}$ threshold ($m_{t\bar{t}} < 360$ GeV, center), and c_{hel} in the $t\bar{t}$ continuum ($600 < m_{t\bar{t}} < 800$ GeV, right), both integrated over c_{han} . The effect of adding η_t to POWHEG v2 hvq + PYTHIA is shown in red for comparison. The binning is the same as in Figs. 1 and 2 (left).

5 Summary

We report the observation of resonant top quark-antiquark ($t\bar{t}$) production near the kinematic production threshold, with spin properties consistent with contributions from a pseudoscalar state, using proton-proton collision data recorded by the CMS experiment at $\sqrt{s} = 13$ TeV in 2016–2018 and corresponding to an integrated luminosity of 138 fb^{-1} . The data is compared to the standard model prediction including only nonresonant $t\bar{t}$ production obtained with fixed-order calculations in perturbative quantum chromodynamics. An excess is observed with respect to this model, with a statistical significance exceeding five standard deviations. We emphasize, however, that the modeling of the $t\bar{t}$ threshold region is challenging and requires further theoretical investigation. It is worth noting that alternative explanations of the excess are also plausible, given the current experimental resolution of the $t\bar{t}$ invariant mass; we explore this direction further in Ref. [20]. The result is compatible with the formation of a $^1S_0^{[1]}$ toponium quasi-bound state η_t with a measured cross section of $\sigma(\eta_t) = 8.8_{-1.4}^{+1.2} \text{ pb}$, based on a simplified model inspired by nonrelativistic quantum chromodynamics.

Acknowledgments

We congratulate our colleagues in the CERN accelerator departments for the excellent performance of the LHC and thank the technical and administrative staffs at CERN and at other CMS institutes for their contributions to the success of the CMS effort. In addition, we gratefully acknowledge the computing centers and personnel of the Worldwide LHC Computing Grid and other centers for delivering so effectively the computing infrastructure essential to our analyses. Finally, we acknowledge the enduring support for the construction and operation of the LHC, the CMS detector, and the supporting computing infrastructure provided by the following funding agencies: SC (Armenia), BMBWF and FWF (Austria); FNRS and FWO (Belgium); CNPq, CAPES, FAPERJ, FAPERGS, and FAPESP (Brazil); MES and BNSF (Bulgaria); CERN; CAS, MoST, and NSFC (China); MINCIENCIAS (Colombia); MSES and CSF (Croatia); RIF (Cyprus); SENESCYT (Ecuador); ERC PRG, RVTT3 and MoER TK202 (Estonia); Academy of Finland, MEC, and HIP (Finland); CEA and CNRS/IN2P3 (France); SRNSF (Georgia); BMBF, DFG, and HGF (Germany); GSRI (Greece); NKFIH (Hungary); DAE and DST (India); IPM (Iran); SFI (Ireland); INFN (Italy); MSIP and NRF (Republic of Korea); MES (Latvia); LMTLT (Lithuania); MOE and UM (Malaysia); BUAP, CINVESTAV, CONACYT, LNS, SEP, and UASLP-FAI (Mexico); MOS (Montenegro); MBIE (New Zealand); PAEC (Pakistan); MES and NSC (Poland); FCT (Portugal); MESTD (Serbia); MICIU/AEI and PCTI (Spain); MOSTR (Sri Lanka); Swiss Funding Agencies (Switzerland); MST (Taipei); MHESI and NSTDA (Thailand); TUBITAK and TENMAK (Turkey); NASU (Ukraine); STFC (United Kingdom); DOE and NSF (USA).

Individuals have received support from the Marie-Curie program and the European Research Council and Horizon 2020 Grant, contract Nos. 675440, 724704, 752730, 758316, 765710, 824093, 101115353, 101002207, and COST Action CA16108 (European Union); the Leventis Foundation; the Alfred P. Sloan Foundation; the Alexander von Humboldt Foundation; the Science Committee, project no. 22rl-037 (Armenia); the Fonds pour la Formation à la Recherche dans l'Industrie et dans l'Agriculture (FRIA-Belgium); the Beijing Municipal Science & Technology Commission, No. Z191100007219010 and Fundamental Research Funds for the Central Universities (China); the Ministry of Education, Youth and Sports (MEYS) of the Czech Republic; the Shota Rustaveli National Science Foundation, grant FR-22-985 (Georgia); the Deutsche Forschungsgemeinschaft (DFG), among others, under Germany's Excellence Strategy – EXC 2121 “Quantum Universe” – 390833306, and under project number 400140256 - GRK2497; the Hellenic

Foundation for Research and Innovation (HFRI), Project Number 2288 (Greece); the Hungarian Academy of Sciences, the New National Excellence Program - ÚNKP, the NKFIH research grants K 131991, K 133046, K 138136, K 143460, K 143477, K 146913, K 146914, K 147048, 2020-2.2.1-ED-2021-00181, TKP2021-NKTA-64, and 2021-4.1.2-NEMZ.KI-2024-00036 (Hungary); the Council of Science and Industrial Research, India; ICSC – National Research Center for High Performance Computing, Big Data and Quantum Computing and FAIR – Future Artificial Intelligence Research, funded by the NextGenerationEU program (Italy); the Latvian Council of Science; the Ministry of Education and Science, project no. 2022/WK/14, and the National Science Center, contracts Opus 2021/41/B/ST2/01369 and 2021/43/B/ST2/01552 (Poland); the Fundação para a Ciência e a Tecnologia, grant CEECIND/01334/2018 (Portugal); the National Priorities Research Program by Qatar National Research Fund; MICIU/AEI/10.13039/501100011033, ERDF/EU, “European Union NextGenerationEU/PRTR”, and Programa Severo Ochoa del Principado de Asturias (Spain); the Chulalongkorn Academic into Its 2nd Century Project Advancement Project, and the National Science, Research and Innovation Fund via the Program Management Unit for Human Resources & Institutional Development, Research and Innovation, grant B39G670016 (Thailand); the Kavli Foundation; the Nvidia Corporation; the SuperMicro Corporation; the Welch Foundation, contract C-1845; and the Weston Havens Foundation (USA).

References

- [1] CDF Collaboration, “Observation of top quark production in $\bar{p}p$ collisions with the Collider Detector at Fermilab”, *Phys. Rev. Lett.* **74** (1995) 2626, doi:10.1103/PhysRevLett.74.2626, arXiv:hep-ex/9503002.
- [2] D0 Collaboration, “Observation of the top quark”, *Phys. Rev. Lett.* **74** (1995) 2632, doi:10.1103/PhysRevLett.74.2632, arXiv:hep-ex/9503003.
- [3] I. Bigi et al., “Production and decay properties of ultra-heavy quarks”, *Phys. Lett. B* **181** (1986) 157, doi:10.1016/0370-2693(86)91275-X.
- [4] W. Bernreuther, “Top-quark physics at the LHC”, *J. Phys. G* **35** (2008) 083001, doi:10.1088/0954-3899/35/8/083001, arXiv:0805.1333.
- [5] W. Bernreuther and Z.-G. Si, “Distributions and correlations for top quark pair production and decay at the Tevatron and LHC”, *Nucl. Phys. B* **837** (2010) 90, doi:10.1016/j.nuclphysb.2010.05.001, arXiv:1003.3926.
- [6] G. Mahlon and S. Parke, “Angular correlations in top quark pair production and decay at hadron colliders”, *Phys. Rev. D* **53** (1996) 4886, doi:10.1103/PhysRevD.53.4886, arXiv:hep-ph/9512264.
- [7] D0 Collaboration, “Spin correlation in $t\bar{t}$ production from $p\bar{p}$ collisions at $\sqrt{s} = 1.8$ TeV”, *Phys. Rev. Lett.* **85** (2000) 256, doi:10.1103/PhysRevLett.85.256, arXiv:hep-ex/0002058.
- [8] CDF Collaboration, “Measurement of $t\bar{t}$ spin correlation in $p\bar{p}$ collisions using the CDF II detector at the Tevatron”, *Phys. Rev. D* **83** (2011) 031104, doi:10.1103/PhysRevD.83.031104, arXiv:1012.3093.
- [9] ATLAS Collaboration, “Observation of spin correlation in $t\bar{t}$ events from pp collisions at $\sqrt{s} = 7$ TeV using the ATLAS detector”, *Phys. Rev. Lett.* **108** (2012) 212001, doi:10.1103/PhysRevLett.108.212001, arXiv:1203.4081.

-
- [10] CMS Collaboration, “Measurements of $t\bar{t}$ spin correlations and top-quark polarization using dilepton final states in pp collisions at $\sqrt{s} = 7$ TeV”, *Phys. Rev. Lett.* **112** (2014) 182001, doi:10.1103/PhysRevLett.112.182001, arXiv:1311.3924.
- [11] ATLAS Collaboration, “Measurements of top-quark pair spin correlations in the $e\mu$ channel at $\sqrt{s} = 13$ TeV using pp collisions in the ATLAS detector”, *Eur. Phys. J. C* **80** (2020) 754, doi:10.1140/epjc/s10052-020-8181-6, arXiv:1903.07570.
- [12] CMS Collaboration, “Measurement of the top quark polarization and $t\bar{t}$ spin correlations using dilepton final states in proton-proton collisions at $\sqrt{s} = 13$ TeV”, *Phys. Rev. D* **100** (2019) 072002, doi:10.1103/PhysRevD.100.072002, arXiv:1907.03729.
- [13] V. S. Fadin, V. A. Khoze, and T. Sjöstrand, “On the threshold behaviour of heavy top production”, *Z. Phys. C* **48** (1990) 613, doi:10.1007/BF01614696.
- [14] Y. Kiyo et al., “Top-quark pair production near threshold at LHC”, *Eur. Phys. J. C* **60** (2009) 375, doi:10.1140/epjc/s10052-009-0892-7, arXiv:0812.0919.
- [15] Y. Sumino and H. Yokoya, “Bound-state effects on kinematical distributions of top quarks at hadron colliders”, *JHEP* **09** (2010) 034, doi:10.1007/JHEP09(2010)034, arXiv:1007.0075. [Erratum: doi:10.1007/JHEP06(2016)037].
- [16] W.-L. Ju et al., “Top quark pair production near threshold: single/double distributions and mass determination”, *JHEP* **06** (2020) 158, doi:10.1007/JHEP06(2020)158, arXiv:2004.03088.
- [17] B. Fuks, K. Hagiwara, K. Ma, and Y.-J. Zheng, “Signatures of toponium formation in LHC run 2 data”, *Phys. Rev. D* **104** (2021) 034023, doi:10.1103/PhysRevD.104.034023, arXiv:2102.11281.
- [18] M. V. Garzelli et al., “Updated predictions for toponium production at the LHC”, 2024. arXiv:2412.16685.
- [19] HEPData record for this analysis, 2025. doi:10.17182/hepdata.156815.
- [20] CMS Collaboration, “Search for heavy pseudoscalar and scalar bosons decaying to top quark pairs in proton-proton collisions at $\sqrt{s} = 13$ TeV”, 2025. CMS-HIG-22-013, to be submitted to *Rep. Prog. Phys.*
- [21] CMS Collaboration, “Search for heavy Higgs bosons decaying to a top quark pair in proton-proton collisions at $\sqrt{s} = 13$ TeV”, *JHEP* **04** (2020) 171, doi:10.1007/JHEP04(2020)171, arXiv:1908.01115.
- [22] ATLAS Collaboration, “Search for heavy Higgs bosons A/H decaying to a top quark pair in pp collisions at $\sqrt{s} = 8$ TeV with the ATLAS detector”, *Phys. Rev. Lett.* **119** (2017) 191803, doi:10.1103/PhysRevLett.119.191803, arXiv:1707.06025.
- [23] ATLAS Collaboration, “Search for heavy neutral Higgs bosons decaying into a top quark pair in 140 fb^{-1} of proton-proton collision data at $\sqrt{s} = 13$ TeV with the ATLAS detector”, *JHEP* **08** (2024) 013, doi:10.1007/JHEP08(2024)013, arXiv:2404.18986.
- [24] ATLAS Collaboration, “Inclusive and differential cross-sections for dilepton $t\bar{t}$ production measured in $\sqrt{s} = 13$ TeV pp collisions with the ATLAS detector”, *JHEP* **07** (2023) 141, doi:10.1007/JHEP07(2023)141, arXiv:2303.15340.

- [25] CMS Collaboration, “Measurement of $t\bar{t}$ normalised multi-differential cross sections in pp collisions at $\sqrt{s} = 13$ TeV, and simultaneous determination of the strong coupling strength, top quark pole mass, and parton distribution functions”, *Eur. Phys. J. C* **80** (2020) 658, doi:10.1140/epjc/s10052-020-7917-7, arXiv:1904.05237.
- [26] ATLAS Collaboration, “Observation of quantum entanglement with top quarks at the ATLAS detector”, *Nature* **633** (2024) 542, doi:10.1038/s41586-024-07824-z, arXiv:2311.07288.
- [27] CMS Collaboration, “Observation of quantum entanglement in top quark pair production in proton-proton collisions at $\sqrt{s} = 13$ TeV”, *Rep. Prog. Phys.* **87** (2024) 117801, doi:10.1088/1361-6633/ad7e4d, arXiv:2406.03976.
- [28] CMS Collaboration, “The CMS experiment at the CERN LHC”, *JINST* **3** (2008) S08004, doi:10.1088/1748-0221/3/08/S08004.
- [29] CMS Collaboration, “Development of the CMS detector for the CERN LHC Run 3”, *JINST* **19** (2024) P05064, doi:10.1088/1748-0221/19/05/P05064, arXiv:2309.05466.
- [30] CMS Collaboration, “The CMS trigger system”, *JINST* **12** (2017) P01020, doi:10.1088/1748-0221/12/01/P01020, arXiv:1609.02366.
- [31] CMS Collaboration, “Performance of the CMS Level-1 trigger in proton-proton collisions at $\sqrt{s} = 13$ TeV”, *JINST* **15** (2020) P10017, doi:10.1088/1748-0221/15/10/P10017, arXiv:2006.10165.
- [32] CMS Collaboration, “Electron and photon reconstruction and identification with the CMS experiment at the CERN LHC”, *JINST* **16** (2021) P05014, doi:10.1088/1748-0221/16/05/P05014, arXiv:2012.06888.
- [33] CMS Collaboration, “Performance of the CMS muon detector and muon reconstruction with proton-proton collisions at $\sqrt{s} = 13$ TeV”, *JINST* **13** (2018) P06015, doi:10.1088/1748-0221/13/06/P06015, arXiv:1804.04528.
- [34] CMS Collaboration, “Description and performance of track and primary-vertex reconstruction with the CMS tracker”, *JINST* **9** (2014) P10009, doi:10.1088/1748-0221/9/10/P10009, arXiv:1405.6569.
- [35] CMS Collaboration, “Particle-flow reconstruction and global event description with the CMS detector”, *JINST* **12** (2017) P10003, doi:10.1088/1748-0221/12/10/P10003, arXiv:1706.04965.
- [36] CMS Collaboration, “Jet energy scale and resolution in the CMS experiment in pp collisions at 8 TeV”, *JINST* **12** (2017) P02014, doi:10.1088/1748-0221/12/02/P02014, arXiv:1607.03663.
- [37] CMS Collaboration, “Performance of missing transverse momentum reconstruction in proton-proton collisions at $\sqrt{s} = 13$ TeV using the CMS detector”, *JINST* **14** (2019) P07004, doi:10.1088/1748-0221/14/07/P07004, arXiv:1903.06078.
- [38] CMS Collaboration, “Performance of the CMS high-level trigger during LHC Run 2”, *JINST* **19** (2024) P11021, doi:10.1088/1748-0221/19/11/P11021, arXiv:2410.17038.

-
- [39] CMS Collaboration, “ECAL 2016 refined calibration and Run 2 summary plots”, CMS Detector Performance Note CMS-DP-2020-021, 2020.
- [40] M. Cacciari, G. P. Salam, and G. Soyez, “The anti- k_T jet clustering algorithm”, *JHEP* **04** (2008) 063, doi:10.1088/1126-6708/2008/04/063, arXiv:0802.1189.
- [41] M. Cacciari, G. P. Salam, and G. Soyez, “FASTJET user manual”, *Eur. Phys. J. C* **72** (2012) 1896, doi:10.1140/epjc/s10052-012-1896-2, arXiv:1111.6097.
- [42] CMS Collaboration, “Identification of heavy-flavour jets with the CMS detector in pp collisions at 13 TeV”, *JINST* **13** (2018) P05011, doi:10.1088/1748-0221/13/05/P05011, arXiv:1712.07158.
- [43] E. Bols et al., “Jet flavour classification using DeepJet”, *JINST* **15** (2020) P12012, doi:10.1088/1748-0221/15/12/P12012, arXiv:2008.10519.
- [44] CMS Collaboration, “Performance summary of AK4 jet b tagging with data from proton-proton collisions at 13 TeV with the CMS detector”, CMS Detector Performance Note CMS-DP-2023-005, 2023.
- [45] NNPDF Collaboration, “Parton distributions for the LHC run II”, *JHEP* **04** (2015) 040, doi:10.1007/JHEP04(2015)040, arXiv:1410.8849.
- [46] T. Sjöstrand et al., “An introduction to PYTHIA 8.2”, *Comput. Phys. Commun.* **191** (2015) 159, doi:10.1016/j.cpc.2015.01.024, arXiv:1410.3012.
- [47] P. Skands, S. Carrazza, and J. Rojo, “Tuning PYTHIA 8.1: the Monash 2013 tune”, *Eur. Phys. J. C* **74** (2014) 3024, doi:10.1140/epjc/s10052-014-3024-y, arXiv:1404.5630.
- [48] CMS Collaboration, “Extraction and validation of a new set of CMS PYTHIA 8 tunes from underlying-event measurements”, *Eur. Phys. J. C* **80** (2020) 4, doi:10.1140/epjc/s10052-019-7499-4, arXiv:1903.12179.
- [49] GEANT4 Collaboration, “GEANT4—a simulation toolkit”, *Nucl. Instrum. Meth. A* **506** (2003) 250, doi:10.1016/S0168-9002(03)01368-8.
- [50] F. Maltoni, C. Severi, S. Tentori, and E. Vryonidou, “Quantum detection of new physics in top-quark pair production at the LHC”, *JHEP* **03** (2024) 099, doi:10.1007/JHEP03(2024)099, arXiv:2401.08751.
- [51] J. Alwall et al., “The automated computation of tree-level and next-to-leading order differential cross sections, and their matching to parton shower simulations”, *JHEP* **07** (2014) 079, doi:10.1007/JHEP07(2014)079, arXiv:1405.0301.
- [52] B. Fuks, K. Hagiwara, K. Ma, and Y.-J. Zheng, “Simulating toponium formation signals at the LHC”, *Eur. Phys. J. C* **85** (2025) 157, doi:10.1140/epjc/s10052-025-13853-3, arXiv:2411.18962.
- [53] P. Nason, “A new method for combining NLO QCD with shower Monte Carlo algorithms”, *JHEP* **11** (2004) 040, doi:10.1088/1126-6708/2004/11/040, arXiv:hep-ph/0409146.
- [54] S. Frixione, P. Nason, and C. Oleari, “Matching NLO QCD computations with parton shower simulations: the POWHEG method”, *JHEP* **11** (2007) 070, doi:10.1088/1126-6708/2007/11/070, arXiv:0709.2092.

- [55] S. Alioli, P. Nason, C. Oleari, and E. Re, “A general framework for implementing NLO calculations in shower Monte Carlo programs: the POWHEG BOX”, *JHEP* **06** (2010) 043, doi:10.1007/JHEP06(2010)043, arXiv:1002.2581.
- [56] S. Frixione, G. Ridolfi, and P. Nason, “A positive-weight next-to-leading-order Monte Carlo for heavy flavour hadroproduction”, *JHEP* **09** (2007) 126, doi:10.1088/1126-6708/2007/09/126, arXiv:0707.3088.
- [57] M. A. Gigg and P. Richardson, “Simulation of finite width effects in physics beyond the standard model”, 2008. arXiv:0805.3037.
- [58] M. Czakon and A. Mitov, “TOP++: a program for the calculation of the top-pair cross-section at hadron colliders”, *Comput. Phys. Commun.* **185** (2014) 2930, doi:10.1016/j.cpc.2014.06.021, arXiv:1112.5675.
- [59] M. Grazzini, S. Kallweit, and M. Wiesemann, “Fully differential NNLO computations with MATRIX”, *Eur. Phys. J. C* **78** (2018) 537, doi:10.1140/epjc/s10052-018-5771-7, arXiv:1711.06631.
- [60] W. Bernreuther, M. Fückler, and Z. G. Si, “Mixed QCD and weak corrections to top quark pair production at hadron colliders”, *Phys. Lett. B* **633** (2006) 54, doi:10.1016/j.physletb.2005.11.056, arXiv:hep-ph/0508091. [Erratum: doi:10.1016/j.physletb.2006.11.052].
- [61] J. H. Kühn, A. Scharf, and P. Uwer, “Electroweak corrections to top-quark pair production in quark-antiquark annihilation”, *Eur. Phys. J. C* **45** (2006) 139, doi:10.1140/epjc/s2005-02423-6, arXiv:hep-ph/0508092.
- [62] W. Bernreuther, M. Fückler, and Z.-G. Si, “Weak interaction corrections to hadronic top quark pair production”, *Phys. Rev. D* **74** (2006) 113005, doi:10.1103/PhysRevD.74.113005, arXiv:hep-ph/0610334.
- [63] J. H. Kühn, A. Scharf, and P. Uwer, “Electroweak effects in top-quark pair production at hadron colliders”, *Eur. Phys. J. C* **51** (2007) 37, doi:10.1140/epjc/s10052-007-0275-x, arXiv:hep-ph/0610335.
- [64] M. Aliev et al., “HATHOR: Hadronic top and heavy quarks cross section calculator”, *Comput. Phys. Commun.* **182** (2011) 1034, doi:10.1016/j.cpc.2010.12.040, arXiv:1007.1327.
- [65] J. H. Kühn, A. Scharf, and P. Uwer, “Weak interactions in top-quark pair production at hadron colliders: An update”, *Phys. Rev. D* **91** (2015) 014020, doi:10.1103/PhysRevD.91.014020, arXiv:1305.5773.
- [66] J. Bellm et al., “HERWIG 7.0/HERWIG++ 3.0 release note”, *Eur. Phys. J. C* **76** (2016) 196, doi:10.1140/epjc/s10052-016-4018-8, arXiv:1512.01178.
- [67] M. Bähr et al., “HERWIG++ physics and manual”, *Eur. Phys. J. C* **58** (2008) 639, doi:10.1140/epjc/s10052-008-0798-9, arXiv:0803.0883.
- [68] R. Frederix and S. Frixione, “Merging meets matching in MC@NLO”, *JHEP* **12** (2012) 061, doi:10.1007/JHEP12(2012)061, arXiv:1209.6215.

- [69] T. Ježo and P. Nason, “On the treatment of resonances in next-to-leading order calculations matched to a parton shower”, *JHEP* **12** (2015) 065, doi:10.1007/JHEP12(2015)065, arXiv:1509.09071.
- [70] T. Ježo et al., “An NLO+PS generator for $t\bar{t}$ and Wt production and decay including non-resonant and interference effects”, *Eur. Phys. J. C* **76** (2016) 691, doi:10.1140/epjc/s10052-016-4538-2, arXiv:1607.04538.
- [71] T. Ježo, J. M. Lindert, and S. Pozzorini, “Resonance-aware NLOPS matching for off-shell $t\bar{t} + tW$ production with semileptonic decays”, *JHEP* **10** (2023) 008, doi:10.1007/JHEP10(2023)008, arXiv:2307.15653.
- [72] A. Djouadi, J. Ellis, and J. Quevillon, “Discriminating between pseudoscalar Higgs and toponium states at the LHC and beyond”, 2024. arXiv:2412.15138.
- [73] J. A. Aguilar-Saavedra, “Toponium hunter’s guide”, *Phys. Rev. D* **110** (2024) 054032, doi:10.1103/PhysRevD.110.054032, arXiv:2407.20330.
- [74] E. Re, “Single-top Wt -channel production matched with parton showers using the POWHEG method”, *Eur. Phys. J. C* **71** (2011) 1547, doi:10.1140/epjc/s10052-011-1547-z, arXiv:1009.2450.
- [75] S. Alioli, P. Nason, C. Oleari, and E. Re, “NLO single-top production matched with shower in POWHEG: s - and t -channel contributions”, *JHEP* **09** (2009) 111, doi:10.1088/1126-6708/2009/09/111, arXiv:0907.4076. [Erratum: doi:10.1007/JHEP02(2010)011].
- [76] P. Kant et al., “HATHOR for single top-quark production: Updated predictions and uncertainty estimates for single top-quark production in hadronic collisions”, *Comput. Phys. Commun.* **191** (2015) 74, doi:10.1016/j.cpc.2015.02.001, arXiv:1406.4403.
- [77] N. Kidonakis, “Top quark production”, in *Proc. Helmholtz International Summer School on Physics of Heavy Quarks and Hadrons (HQ 2013): Dubna, Russia, July 15–28, 2013*. 2013. arXiv:1311.0283. [DESY-PROC-2013-03]. doi:10.3204/DESY-PROC-2013-03/Kidonakis.
- [78] P. F. Monni et al., “MINNLO_{PS}: a new method to match NNLO QCD to parton showers”, *JHEP* **05** (2020) 143, doi:10.1007/JHEP05(2020)143, arXiv:1908.06987. [Erratum: doi:10.1007/JHEP02(2022)031].
- [79] P. F. Monni, E. Re, and M. Wiesemann, “MINNLO_{PS}: optimizing $2 \rightarrow 1$ hadronic processes”, *Eur. Phys. J. C* **80** (2020) 1075, doi:10.1140/epjc/s10052-020-08658-5, arXiv:2006.04133.
- [80] E. Barberio and Z. Waş, “PHOTOS—a universal Monte Carlo for QED radiative corrections: version 2.0”, *Comput. Phys. Commun.* **79** (1994) 291, doi:10.1016/0010-4655(94)90074-4.
- [81] P. Golonka and Z. Waş, “PHOTOS Monte Carlo: a precision tool for QED corrections in Z and W decays”, *Eur. Phys. J. C* **45** (2006) 97, doi:10.1140/epjc/s2005-02396-4, arXiv:hep-ph/0506026.



- [82] CMS Collaboration, “Measurement of the $t\bar{t}$ production cross section and the top quark mass in the dilepton channel in pp collisions at $\sqrt{s} = 7\text{ TeV}$ ”, *JHEP* **07** (2011) 049, doi:10.1007/JHEP07(2011)049, arXiv:1105.5661.
- [83] T. Gehrmann et al., “ W^+W^- production at hadron colliders in next to next to leading order QCD”, *Phys. Rev. Lett.* **113** (2014) 212001, doi:10.1103/PhysRevLett.113.212001, arXiv:1408.5243.
- [84] J. M. Campbell and R. K. Ellis, “MCFM for the Tevatron and the LHC”, in *Proc. 10th DESY Workshop on Elementary Particle Theory: Loops and Legs in Quantum Field Theory (LL2010): Wörlitz, Germany, April 25–30, 2010*. 2010. arXiv:1007.3492. [Nucl. Phys. B Proc. Suppl. 205–206 (2010) 10]. doi:10.1016/j.nuclphysbps.2010.08.011.
- [85] Particle Data Group, S. Navas et al., “Review of particle physics”, *Phys. Rev. D* **110** (2024) 030001, doi:10.1103/PhysRevD.110.030001.
- [86] CMS Collaboration, “Measurement of the differential cross section for top quark pair production in pp collisions at $\sqrt{s} = 8\text{ TeV}$ ”, *Eur. Phys. J. C* **75** (2015) 542, doi:10.1140/epjc/s10052-015-3709-x, arXiv:1505.04480.
- [87] L. Sonnenschein, “Analytical solution of $t\bar{t}$ dilepton equations”, *Phys. Rev. D* **73** (2006) 054015, doi:10.1103/PhysRevD.73.054015, arXiv:hep-ph/0603011. [Erratum: doi:10.1103/PhysRevD.78.079902].
- [88] CMS Collaboration, “Measurement of double-differential cross sections for top quark pair production in pp collisions at $\sqrt{s} = 8\text{ TeV}$ and impact on parton distribution functions”, *Eur. Phys. J. C* **77** (2017) 459, doi:10.1140/epjc/s10052-017-4984-5, arXiv:1703.01630.
- [89] I. Korol, “Measurement of double differential $t\bar{t}$ production cross sections with the CMS detector”. PhD thesis, Universität Hamburg, 2016. CERN-THESIS-2016-060, DESY-THESIS-2016-011. doi:10.3204/DESY-THESIS-2016-011.
- [90] W. Bernreuther, D. Heisler, and Z.-G. Si, “A set of top quark spin correlation and polarization observables for the LHC: Standard model predictions and new physics contributions”, *JHEP* **12** (2015) 026, doi:10.1007/JHEP12(2015)026, arXiv:1508.05271.
- [91] T. Junk, “Confidence level computation for combining searches with small statistics”, *Nucl. Instrum. Meth. A* **434** (1999) 435, doi:10.1016/S0168-9002(99)00498-2, arXiv:hep-ex/9902006.
- [92] A. L. Read, “Presentation of search results: The CL_s technique”, *J. Phys. G* **28** (2002) 2693, doi:10.1088/0954-3899/28/10/313.
- [93] G. Cowan, K. Cranmer, E. Gross, and O. Vitells, “Asymptotic formulae for likelihood-based tests of new physics”, *Eur. Phys. J. C* **71** (2011) 1554, doi:10.1140/epjc/s10052-011-1554-0, arXiv:1007.1727. [Erratum: doi:10.1140/epjc/s10052-013-2501-z].
- [94] ATLAS and CMS Collaborations, and LHC Higgs Combination Group, “Procedure for the LHC Higgs boson search combination in Summer 2011”, Technical Report CMS-NOTE-2011-005, ATL-PHYS-PUB-2011-11, 2011.

-
- [95] CMS Collaboration, “The CMS statistical analysis and combination tool: COMBINE”, *Comput. Softw. Big Sci.* **8** (2024) 19, doi:10.1007/s41781-024-00121-4, arXiv:2404.06614.
- [96] CMS Collaboration, “Precision luminosity measurement in proton-proton collisions at $\sqrt{s} = 13$ TeV in 2015 and 2016 at CMS”, *Eur. Phys. J. C* **81** (2021) 800, doi:10.1140/epjc/s10052-021-09538-2, arXiv:2104.01927.
- [97] CMS Collaboration, “CMS luminosity measurement for the 2017 data-taking period at $\sqrt{s} = 13$ TeV”, CMS Physics Analysis Summary CMS-PAS-LUM-17-004, 2018.
- [98] CMS Collaboration, “CMS luminosity measurement for the 2018 data-taking period at $\sqrt{s} = 13$ TeV”, CMS Physics Analysis Summary CMS-PAS-LUM-18-002, 2019.
- [99] CMS Collaboration, “Combined measurements of Higgs boson couplings in proton-proton collisions at $\sqrt{s} = 13$ TeV”, *Eur. Phys. J. C* **79** (2019) 421, doi:10.1140/epjc/s10052-019-6909-y, arXiv:1809.10733.
- [100] CMS Collaboration, “Measurement of the top quark mass using proton-proton data at $\sqrt{s} = 7$ and 8 TeV”, *Phys. Rev. D* **93** (2016) 072004, doi:10.1103/PhysRevD.93.072004, arXiv:1509.04044.
- [101] J. Butterworth et al., “PDF4LHC recommendations for LHC Run 2”, *J. Phys. G* **43** (2016) 023001, doi:10.1088/0954-3899/43/2/023001, arXiv:1510.03865.
- [102] J. R. Christiansen and P. Z. Skands, “String formation beyond leading colour”, *JHEP* **08** (2015) 003, doi:10.1007/JHEP08(2015)003, arXiv:1505.01681.
- [103] CMS Collaboration, “CMS PYTHIA 8 colour reconnection tunes based on underlying-event data”, *Eur. Phys. J. C* **83** (2023) 587, doi:10.1140/epjc/s10052-023-11630-8, arXiv:2205.02905.
- [104] CMS Collaboration, “Investigations of the impact of the parton shower tuning in PYTHIA 8 in the modelling of $t\bar{t}$ at $\sqrt{s} = 8$ and 13 TeV”, CMS Physics Analysis Summary CMS-PAS-TOP-16-021, 2016.
- [105] ATLAS Collaboration, “Measurement of the inclusive cross-sections of single top-quark and top-antiquark t -channel production in pp collisions at $\sqrt{s} = 13$ TeV with the ATLAS detector”, *JHEP* **04** (2017) 086, doi:10.1007/JHEP04(2017)086, arXiv:1609.03920.
- [106] CMS Collaboration, “Measurement of the single top quark and antiquark production cross sections in the t channel and their ratio in proton-proton collisions at $\sqrt{s} = 13$ TeV”, *Phys. Lett. B* **800** (2020) 135042, doi:10.1016/j.physletb.2019.135042, arXiv:1812.10514.
- [107] CMS Collaboration, “Measurement of the production cross section for single top quarks in association with W bosons in proton-proton collisions at $\sqrt{s} = 13$ TeV”, *JHEP* **10** (2018) 117, doi:10.1007/JHEP10(2018)117, arXiv:1805.07399.
- [108] CMS Collaboration, “Measurement of the cross section for top quark pair production in association with a W or Z boson in proton-proton collisions at $\sqrt{s} = 13$ TeV”, *JHEP* **08** (2018) 011, doi:10.1007/JHEP08(2018)011, arXiv:1711.02547.


















-
- [109] ATLAS Collaboration, “Measurement of the $t\bar{t}Z$ and $t\bar{t}W$ cross sections in proton-proton collisions at $\sqrt{s} = 13$ TeV with the ATLAS detector”, *Phys. Rev. D* **99** (2019) 072009, doi:10.1103/PhysRevD.99.072009, arXiv:1901.03584.
- [110] ATLAS Collaboration, “Measurements of top-quark pair to Z-boson cross-section ratios at $\sqrt{s} = 13, 8, 7$ TeV with the ATLAS detector”, *JHEP* **02** (2017) 117, doi:10.1007/JHEP02(2017)117, arXiv:1612.03636.

A The CMS Collaboration




Yerevan Physics Institute, Yerevan, Armenia

A. Hayrapetyan, V. Makarenko , A. Tumasyan¹ 















Institut für Hochenergiephysik, Vienna, Austria

W. Adam , J.W. Andrejkovic, L. Benato , T. Bergauer , K. Damanakis , M. Dragicevic , C. Giordano, P.S. Hussain , M. Jeitler² , N. Krammer , A. Li , D. Liko , I. Mikulec , J. Schieck² , R. Schöfbeck² , D. Schwarz , M. Shooshitari, M. Sonawane , W. Waltenberger , C.-E. Wulz² 















Universiteit Antwerpen, Antwerpen, Belgium

T. Janssen , H. Kwon , D. Ocampo Henao, T. Van Laer, P. Van Mechelen 












Vrije Universiteit Brussel, Brussel, Belgium

J. Bierkens , N. Breugelmans, J. D'Hondt , S. Dansana , A. De Moor , M. Delcourt , F. Heyen, Y. Hong , P. Kashko, S. Lowette , I. Makarenko , D. Müller , J. Song , S. Tavernier , M. Tytgat³ , G.P. Van Onsem , S. Van Putte , D. Vannerom 

Université Libre de Bruxelles, Bruxelles, Belgium

B. Bilin , B. Clerbaux , A.K. Das, I. De Bruyn , G. De Lentdecker , H. Evard , L. Favart , P. Gianneios , A. Khalilzadeh, F.A. Khan , A. Malara , M.A. Shahzad, L. Thomas , M. Vanden Bemden , C. Vander Velde , P. Vanlaer , F. Zhang 










Ghent University, Ghent, Belgium

M. De Coen , D. Dobur , G. Gokbulut , J. Knolle , L. Lambrecht , D. Marckx , K. Skovpen , N. Van Den Bossche , J. van der Linden , J. Vandenbroeck , L. Wezenbeek 




















Université Catholique de Louvain, Louvain-la-Neuve, Belgium

S. Bein , A. Benecke , A. Bethani , G. Bruno , A. Cappati , J. De Favereau De Jeneret , C. Delaere , A. Giammanco , A.O. Guzel , V. Lemaitre, J. Lidrych , P. Malek , P. Mastrapasqua , S. Turkcapar 









Centro Brasileiro de Pesquisas Físicas, Rio de Janeiro, Brazil

G.A. Alves , M. Barroso Ferreira Filho , E. Coelho , C. Hensel , T. Menezes De Oliveira , C. Mora Herrera⁴ , P. Rebello Teles , M. Soeiro, E.J. Tonelli Manganote⁵ , A. Vilela Pereira⁴ 








Universidade do Estado do Rio de Janeiro, Rio de Janeiro, Brazil

W.L. Aldá Júnior , H. Brandao Malbouisson , W. Carvalho , J. Chinellato⁶, M. Costa Reis , E.M. Da Costa , G.G. Da Silveira⁷ , D. De Jesus Damiao , S. Fonseca De Souza , R. Gomes De Souza, S. S. Jesus , T. Laux Kuhn⁷ , M. Macedo , K. Mota Amarilo , L. Mundim , H. Nogima , J.P. Pinheiro , A. Santoro , A. Sznajder , M. Thiel , F. Torres Da Silva De Araujo⁸ 






Universidade Estadual Paulista, Universidade Federal do ABC, São Paulo, Brazil

C.A. Bernardes⁷ , T.R. Fernandez Perez Tomei , E.M. Gregores , B. Lopes Da Costa, I. Maitto Silverio , P.G. Mercadante , S.F. Novaes , B. Orzari , Sandra S. Padula , V. Scheurer



Institute for Nuclear Research and Nuclear Energy, Bulgarian Academy of Sciences, Sofia, Bulgaria

A. Aleksandrov , G. Antchev , P. Danev, R. Hadjiiska , P. Iaydjiev , M. Misheva , M. Shopova , G. Sultanov 

University of Sofia, Sofia, Bulgaria

A. Dimitrov , L. Litov , B. Pavlov , P. Petkov , A. Petrov 

Instituto De Alta Investigación, Universidad de Tarapacá, Casilla 7 D, Arica, Chile

S. Keshri , D. Laroze , S. Thakur 



Universidad Técnica Federico Santa María, Valparaiso, Chile

W. Brooks 















Beihang University, Beijing, China

T. Cheng , T. Javaid , L. Yuan 













Department of Physics, Tsinghua University, Beijing, China

Z. Hu , Z. Liang, J. Liu, X. Wang 

Institute of High Energy Physics, Beijing, China

G.M. Chen⁹ , H.S. Chen⁹ , M. Chen⁹ , Y. Chen , Q. Hou , X. Hou, F. Iemmi , C.H. Jiang, A. Kapoor¹⁰ , H. Liao , G. Liu , Z.-A. Liu¹¹ , J.N. Song¹¹, S. Song, J. Tao , C. Wang⁹, J. Wang , H. Zhang , J. Zhao 


State Key Laboratory of Nuclear Physics and Technology, Peking University, Beijing, China

A. Agapitos , Y. Ban , A. Carvalho Antunes De Oliveira , S. Deng , B. Guo, Q. Guo, C. Jiang , A. Levin , C. Li , Q. Li , Y. Mao, S. Qian, S.J. Qian , X. Qin, X. Sun , D. Wang , J. Wang, H. Yang, M. Zhang, Y. Zhao, C. Zhou 

Guangdong Provincial Key Laboratory of Nuclear Science and Guangdong-Hong Kong Joint Laboratory of Quantum Matter, South China Normal University, Guangzhou, China

S. Yang 




Sun Yat-Sen University, Guangzhou, China

Z. You 

University of Science and Technology of China, Hefei, China

K. Jaffel , N. Lu 

Nanjing Normal University, Nanjing, China

G. Bauer¹², B. Li¹³, H. Wang , K. Yi¹⁴ , J. Zhang 

Institute of Modern Physics and Key Laboratory of Nuclear Physics and Ion-beam Application (MOE) - Fudan University, Shanghai, China

Y. Li





Zhejiang University, Hangzhou, Zhejiang, China

Z. Lin , C. Lu , M. Xiao¹⁵ 




Universidad de Los Andes, Bogota, Colombia

C. Avila , D.A. Barbosa Trujillo, A. Cabrera , C. Florez , J. Fraga , J.A. Reyes Vega


Universidad de Antioquia, Medellin, Colombia

C. Rendón , M. Rodriguez , A.A. Ruales Barbosa , J.D. Ruiz Alvarez 

University of Split, Faculty of Electrical Engineering, Mechanical Engineering and Naval Architecture, Split, Croatia

N. Godinovic , D. Lelas , A. Sculac 








University of Split, Faculty of Science, Split, Croatia

M. Kovac , A. Petkovic , T. Sculac 


Institute Rudjer Boskovic, Zagreb, Croatia

P. Bargassa , V. Brigljevic , B.K. Chitroda , D. Ferencek , K. Jakovcic, A. Starodumov , T. Susa 

University of Cyprus, Nicosia, Cyprus

A. Attikis , K. Christoforou , A. Hadjiagapiou, C. Leonidou , C. Nicolaou, L. Paizanos, F. Ptochos , P.A. Razis , H. Rykaczewski, H. Saka , A. Stepennov 


Charles University, Prague, Czech Republic

M. Finger[†] , M. Finger Jr. , A. Kveton 


Escuela Politecnica Nacional, Quito, Ecuador

E. Ayala 


Universidad San Francisco de Quito, Quito, Ecuador

E. Carrera Jarrin 








Academy of Scientific Research and Technology of the Arab Republic of Egypt, Egyptian Network of High Energy Physics, Cairo, Egypt

Y. Assran^{16,17}, B. El-mahdy¹⁸ 



Center for High Energy Physics (CHEP-FU), Fayoum University, El-Fayoum, Egypt

M. Abdullah Al-Mashad , A. Hussein, H. Mohammed 















National Institute of Chemical Physics and Biophysics, Tallinn, Estonia

K. Ehataht , M. Kadastik, T. Lange , C. Nielsen , J. Pata , M. Raidal , N. Seeba , L. Tani 




Department of Physics, University of Helsinki, Helsinki, Finland

A. Milieva, K. Osterberg , M. Voutilainen 


















Helsinki Institute of Physics, Helsinki, Finland

N. Bin Norjoharuddeen , E. Brücken , F. Garcia , P. Inkaew , K.T.S. Kallonen , R. Kumar Verma , T. Lampén , K. Lassila-Perini , B. Lehtela, S. Lehti , T. Lindén , N.R. Mancilla Xinto, M. Myllymäki , M.m. Rantanen , S. Saariokari , N.T. Toikka , J. Tuominiemi 













Lappeenranta-Lahti University of Technology, Lappeenranta, Finland

H. Kirschenmann , P. Luukka , H. Petrow 







IRFU, CEA, Université Paris-Saclay, Gif-sur-Yvette, France










M. Besancon , F. Couderc , M. Dejardin , D. Denegri, P. Devoue, J.L. Faure, F. Ferri , S. Ganjour , P. Gras , G. Hamel de Monchenault , M. Kumar , V. Lohezic , J. Malcles , F. Orlandi , L. Portales , S. Ronchi, M.Ö. Sahin , A. Savoy-Navarro¹⁹ , P. Simkina , M. Titov , M. Tornago 

Laboratoire Leprince-Ringuet, CNRS/IN2P3, Ecole Polytechnique, Institut Polytechnique de Paris, Palaiseau, France

F. Beaudette , G. Boldrini , P. Busson , C. Charlot , M. Chiusi , T.D. Cuisset , F. Damas , O. Davignon , A. De Wit , T. Debnath , I.T. Ehle , B.A. Fontana Santos Alves , S. Ghosh , A. Gilbert , R. Granier de Cassagnac , L. Kalipoliti , M. Manoni , M. Nguyen , S. Obraztsov , C. Ochando , R. Salerno , J.B. Sauvan , Y. Sirois , G. Sokmen, L. Urda Gómez , A. Zabi , A. Zghiche 

Université de Strasbourg, CNRS, IPHC UMR 7178, Strasbourg, France


















J.-L. Agram²⁰ , J. Andrea , D. Bloch , J.-M. Brom , E.C. Chabert , C. Collard 

G. Coulon, S. Falke , U. Goerlach , R. Haeberle , A.-C. Le Bihan , M. Meena , O. Poncet , G. Saha , M.A. Sessini , P. Vaucelle 

Centre de Calcul de l'Institut National de Physique Nucleaire et de Physique des Particules, CNRS/IN2P3, Villeurbanne, France

A. Di Florio 

Institut de Physique des 2 Infinis de Lyon (IP2I), Villeurbanne, France

D. Amram, S. Beauceron , B. Blancon , G. Boudoul , N. Chanon , D. Contardo , P. Depasse , C. Dozen²¹ , H. El Mamouni, J. Fay , S. Gascon , M. Gouzevitch , C. Greenberg , G. Grenier , B. Ille , E. Jourd'huy, I.B. Laktineh, M. Lethuillier , B. Massoteau, L. Mirabito, S. Perries, A. Purohit , M. Vander Donckt , J. Xiao 


























Georgian Technical University, Tbilisi, Georgia

I. Lomidze , T. Toriashvili²² , Z. Tsamalaidze²³ 

RWTH Aachen University, I. Physikalisches Institut, Aachen, Germany

V. Botta , S. Consuegra Rodríguez , L. Feld , K. Klein , M. Lipinski , D. Meuser , P. Nattland, V. Oppenländer, A. Pauls , D. Pérez Adán , N. Röwert , M. Teroerde 

RWTH Aachen University, III. Physikalisches Institut A, Aachen, Germany

C. Daumann, S. Diekmann , A. Dodonova , N. Eich , D. Eliseev , F. Engelke , J. Erdmann , M. Erdmann , B. Fischer , T. Hebbeker , K. Hoepfner , F. Ivone , A. Jung , N. Kumar , M.y. Lee , F. Mausolf , M. Merschmeyer , A. Meyer , F. Nowotny, A. Pozdnyakov , W. Redjeb , H. Reithler , U. Sarkar , V. Sarkisovi , A. Schmidt , C. Seth, A. Sharma , J.L. Spah , V. Vaulin, S. Zaleski




























RWTH Aachen University, III. Physikalisches Institut B, Aachen, Germany

M.R. Beckers , C. Dziwok , G. Flügge , N. Hoeflich , T. Kress , A. Nowack , O. Pooth , A. Stahl , A. Zotz 

Deutsches Elektronen-Synchrotron, Hamburg, Germany



H. Aarup Petersen , A. Abel, M. Aldaya Martin , J. Alimena , S. Amoroso, Y. An , I. Andreev , J. Bach , S. Baxter , M. Bayatmakou , H. Becerril Gonzalez , O. Behnke , A. Belvedere , A.A. Bin Anuar , F. Blekman²⁴ , K. Borrás²⁵ , A. Campbell , S. Chatterjee , L.X. Coll Saravia , G. Eckerlin, D. Eckstein , E. Gallo²⁴ , A. Geiser , V. Guglielmi , M. Guthoff , A. Hinzmann , L. Jeppe , M. Kasemann , C. Kleinwort , R. Kogler , M. Komm , D. Krücker , W. Lange, D. Leyva Pernia , K.-Y. Lin , K. Lipka²⁶ , W. Lohmann²⁷ , J. Malvaso, R. Mankel , I.-A. Melzer-Pellmann , M. Mendizabal Morentin , A.B. Meyer , G. Milella , K. Moral Figueroa , A. Mussgiller , L.P. Nair , J. Niedziela , A. Nürnberg , J. Park , E. Ranken , A. Raspereza , D. Rastorguev , J. Rübenach, L. Rygaard, M. Scham^{28,25} , S. Schnake²⁵ , P. Schütze , C. Schwanenberger²⁴ , D. Selivanova , K. Sharko , M. Shchedrolosiev , D. Stafford , M. Torkian, F. Vazzoler , A. Ventura Barroso , R. Walsh , D. Wang , Q. Wang , K. Wichmann, L. Wiens²⁵ , C. Wissing , Y. Yang , S. Zakharov, A. Zimmermann Castro Santos 

University of Hamburg, Hamburg, Germany




A. Albrecht , A.R. Alves Andrade , M. Antonello , S. Bollweg, M. Bonanomi , K. El Morabit , Y. Fischer , M. Frahm, E. Garutti , A. Grohsjean , J. Haller , D. Hundhausen, H.R. Jabusch , G. Kasieczka , P. Keicher , R. Klanner , W. Korcari , T. Kramer , C.c. Kuo, V. Kutzner , F. Labe , J. Lange , A. Lobanov , L. Moureaux , M. Mrowietz, A. Nigamova , K. Nikolopoulos, Y. Nissan, A. Paasch , K.J. Pena Rodriguez , N. Prouvost, T. Quadfasel , B. Raciti , M. Rieger , D. Savoiu 

J. Schindler , P. Schleper , M. Schröder , J. Schwandt , M. Sommerhalder , H. Stadie , G. Steinbrück , A. Tews, R. Ward, B. Wiederspan, M. Wolf 








Karlsruher Institut fuer Technologie, Karlsruhe, Germany

S. Brommer , E. Butz , Y.M. Chen , T. Chwalek , A. Dierlamm , G.G. Dincer , U. Elicabuk, N. Faltermann , M. Giffels , A. Gottmann , F. Hartmann²⁹ , R. Hofsaess , M. Horzela , U. Husemann , J. Kieseler , M. Klute , R. Kunnilan Muhammed Rafeek, O. Lavoryk , J.M. Lawhorn , A. Lintuluoto , S. Maier , M. Mormile , Th. Müller , M. Oh , E. Pfeffer , M. Presilla , G. Quast , K. Rabbertz , B. Regnery , R. Schmieder, N. Shadskiy , I. Shvetsov , H.J. Simonis , L. Sowa, L. Stockmeier, K. Tauqeer, M. Toms , B. Topko , N. Trevisani , C. Verstege , T. Voigtländer , R.F. Von Cube , J. Von Den Driesch, M. Wassmer , R. Wolf , W.D. Zeuner, X. Zuo

Institute of Nuclear and Particle Physics (INPP), NCSR Demokritos, Aghia Paraskevi, Greece

G. Anagnostou, G. Daskalakis , A. Kyriakis , A. Papadopoulos²⁹, A. Stakia 





National and Kapodistrian University of Athens, Athens, Greece

G. Melachroinos, Z. Painesis , I. Paraskevas , N. Saoulidou , K. Theofilatos , E. Tziaferi , K. Vellidis , I. Zisopoulos 







National Technical University of Athens, Athens, Greece

T. Chatzistavrou, G. Karapostoli , K. Kousouris , E. Siamarkou, G. Tsipolitis 

University of Ioánnina, Ioánnina, Greece

I. Bestintzanos, I. Evangelou , C. Foudas, P. Katsoulis, P. Kokkas , P.G. Kosmoglou Kioseoglou , N. Manthos , I. Papadopoulos , J. Strologas

HUN-REN Wigner Research Centre for Physics, Budapest, Hungary

D. Druzhkin , C. Hajdu , D. Horvath^{30,31} , K. Márton, A.J. Rádl³² , F. Sikler , V. Veszpremi 

MTA-ELTE Lendület CMS Particle and Nuclear Physics Group, Eötvös Loránd University, Budapest, Hungary

M. Csanád , F. Farkas , A. Fehérkuti³³ , M.M.A. Gadallah³⁴ , Á. Kadlecik , G. Pásztor , G.I. Veres 

Faculty of Informatics, University of Debrecen, Debrecen, Hungary

B. Ujvari , G. Zilizi 










HUN-REN ATOMKI - Institute of Nuclear Research, Debrecen, Hungary

G. Bencze, S. Czellar, J. Molnar, Z. Szillasi

Karoly Robert Campus, MATE Institute of Technology, Gyongyos, Hungary

T. Csorgo³³ , F. Nemes³³ , T. Novak , I. Szanyi³⁵ 

Panjab University, Chandigarh, India

S. Bansal , S.B. Beri, V. Bhatnagar , G. Chaudhary , S. Chauhan , N. Dhingra³⁶ , A. Kaur , A. Kaur , H. Kaur , M. Kaur , S. Kumar , T. Sheokand, J.B. Singh , A. Singla


University of Delhi, Delhi, India

A. Bhardwaj , A. Chhetri , B.C. Choudhary , A. Kumar , A. Kumar , M. Naimuddin , S. Phor , K. Ranjan , M.K. Saini




University of Hyderabad, Hyderabad, India

S. Acharya³⁷ , B. Gomber³⁷ , B. Sahu³⁷ 

Indian Institute of Technology Kanpur, Kanpur, India

S. Mukherjee 

Saha Institute of Nuclear Physics, HBNI, Kolkata, India

S. Baradia , S. Bhattacharya , S. Das Gupta, S. Dutta , S. Dutta, S. Sarkar

Indian Institute of Technology Madras, Madras, India

M.M. Ameen , P.K. Behera , S. Chatterjee , G. Dash , A. Dattamunsi, P. Jana , P. Kalbhor , S. Kamble , J.R. Komaragiri³⁸ , T. Mishra , P.R. Pujahari , N.R. Saha , A.K. Sikdar , R.K. Singh , P. Verma , S. Verma , A. Vijay 













IISER Mohali, India, Mohali, India

B.K. Sirasva

Tata Institute of Fundamental Research-A, Mumbai, India

L. Bhatt, S. Dugad, G.B. Mohanty , M. Shelake, P. Suryadevara









Tata Institute of Fundamental Research-B, Mumbai, India

A. Bala , S. Banerjee , S. Barman³⁹ , R.M. Chatterjee, M. Guchait , Sh. Jain , A. Jaiswal, B.M. Joshi , S. Kumar , M. Maity³⁹, G. Majumder , K. Mazumdar , S. Parolia , R. Saxena , A. Thachayath 

National Institute of Science Education and Research, An OCC of Homi Bhabha National Institute, Bhubaneswar, Odisha, India

S. Bahinipati⁴⁰ , D. Maity⁴¹ , P. Mal , K. Naskar⁴¹ , A. Nayak⁴¹ , S. Nayak, K. Pal , R. Raturi, P. Sadangi, S.K. Swain , S. Varghese⁴¹ , D. Vats⁴¹ 

Indian Institute of Science Education and Research (IISER), Pune, India

A. Alpana , S. Dube , P. Hazarika , B. Kansal , A. Laha , R. Sharma , S. Sharma , K.Y. Vaish 








Indian Institute of Technology Hyderabad, Telangana, India

S. Ghosh 


Isfahan University of Technology, Isfahan, Iran

H. Bakhshiansohi⁴² , A. Jafari⁴³ , V. Sedighzadeh Dalavi , M. Zeinali⁴⁴ 

























Institute for Research in Fundamental Sciences (IPM), Tehran, Iran

S. Bashiri, S. Chenarani⁴⁵ , S.M. Etesami , Y. Hosseini , M. Khakzad , E. Khazaie , M. Mohammadi Najafabadi , S. Tizchang⁴⁶ 



















University College Dublin, Dublin, Ireland

M. Felcini , M. Grunewald 





INFN Sezione di Bari^a, Università di Bari^b, Politecnico di Bari^c, Bari, Italy

M. Abbrescia^{a,b} , M. Barbieri^{a,b}, M. Buonsante^{a,b} , A. Colaleo^{a,b} , D. Creanza^{a,c} , B. D'Anzi^{a,b} , N. De Filippis^{a,c} , M. De Palma^{a,b} , W. Elmetenawee^{a,b,47} , N. Ferrara^{a,c} , L. Fiore^a , L. Longo^a , M. Louka^{a,b}, G. Maggi^{a,c} , M. Maggi^a , I. Margjeka^a , V. Mastrapasqua^{a,b} , S. My^{a,b} , F. Nenna^{a,b} , S. Nuzzo^{a,b} , A. Pellecchia^{a,b} , A. Pompili^{a,b} , G. Pugliese^{a,c} , R. Radogna^{a,b} , D. Ramos^a , A. Ranieri^a , L. Silvestris^a , F.M. Simone^{a,c} , Ü. Sözbilir^a , A. Stamerra^{a,b} , D. Troiano^{a,b} , R. Venditti^{a,b} , P. Verwilligen^a , A. Zaza^{a,b} 



















INFN Sezione di Bologna^a, Università di Bologna^b, Bologna, Italy

G. Abbiendi^a , C. Battilana^{a,b} , D. Bonacorsi^{a,b} , P. Capiluppi^{a,b} , F.R. Cavallo^a , M. Cuffiani^{a,b} , G.M. Dallavalle^a , T. Diotallevi^{a,b} , F. Fabbri^a , A. Fanfani^{a,b} , D. Fasanella^a , P. Giacomelli^a , C. Grandi^a , L. Guiducci^{a,b} , M. Lorusso^{a,b} , L. Lunerti^a , S. Marcellini^a , G. Masetti^a , F.L. Navarra^{a,b} , G. Paggi^{a,b} , A. Perrotta^a , F. Primavera^{a,b} , A.M. Rossi^{a,b} , S. Rossi Tisbeni^{a,b} , T. Rovelli^{a,b} , G.P. Siroli^{a,b}

INFN Sezione di Catania^a, Università di Catania^b, Catania, Italy

S. Costa^{a,b,48} , A. Di Mattia^a , A. Lapertosa^a , R. Potenza^{a,b}, A. Tricomi^{a,b,48} 





INFN Sezione di Firenze^a, Università di Firenze^b, Firenze, Italy

J. Altork^{a,b}, P. Assiouras^a , G. Barbagli^a , G. Bardelli^a , M. Bartolini^{a,b}, A. Calandri^{a,b} , B. Camaiani^{a,b} , A. Cassese^a , R. Ceccarelli^a , V. Ciulli^{a,b} , C. Civinini^a , R. D'Alessandro^{a,b} , L. Damenti^{a,b}, E. Focardi^{a,b} , T. Kello^a , G. Latino^{a,b} , P. Lenzi^{a,b} , M. Lizzo^a , M. Meschini^a , S. Paoletti^a , A. Papanastassiou^{a,b}, G. Sguazzoni^a , L. Viliani^a
















INFN Laboratori Nazionali di Frascati, Frascati, Italy

L. Benussi , S. Bianco , S. Meola⁴⁹ , D. Piccolo 









INFN Sezione di Genova^a, Università di Genova^b, Genova, Italy

M. Alves Gallo Pereira^a , F. Ferro^a , E. Robutti^a , S. Tosi^{a,b} 
















INFN Sezione di Milano-Bicocca^a, Università di Milano-Bicocca^b, Milano, Italy

A. Benaglia^a , F. Brivio^a , V. Camagni^{a,b} , F. Cetorelli^{a,b} , F. De Guio^{a,b} , M.E. Dinardo^{a,b} , P. Dini^a , S. Gennai^a , R. Gerosa^{a,b} , A. Ghezzi^{a,b} , P. Govoni^{a,b} , L. Guzzi^a , G. Lavizzari^{a,b}, M.T. Lucchini^{a,b} , M. Malberti^a , S. Malvezzi^a , A. Massironi^a , D. Menasce^a , L. Moroni^a , M. Paganoni^{a,b} , S. Palluotto^{a,b} , D. Pedrini^a , A. Perego^{a,b} , B.S. Pinolini^a, G. Pizzati^{a,b} , S. Ragazzi^{a,b} , T. Tabarelli de Fatis^{a,b}










INFN Sezione di Napoli^a, Università di Napoli 'Federico II'^b, Napoli, Italy; Università della Basilicata^c, Potenza, Italy; Scuola Superiore Meridionale (SSM)^d, Napoli, Italy

S. Buontempo^a , A. Cagnotta^{a,b} , C. Di Fraia^{a,b} , F. Fabozzi^{a,c} , L. Favilla^{a,d}, A.O.M. Iorio^{a,b} , L. Lista^{a,b,50} , P. Paolucci^{a,29} , B. Rossi^a 












INFN Sezione di Padova^a, Università di Padova^b, Padova, Italy; Università di Trento^c, Trento, Italy

R. Ardino^a , P. Azzi^a , N. Bacchetta^{a,51} , D. Bisello^{a,b} , P. Bortignon^a , G. Bortolato^{a,b}, A.C.M. Bulla^a , R. Carlin^{a,b} , P. Checchia^a , T. Dorigo^{a,52} , F. Gasparini^{a,b} , U. Gasparini^{a,b} , S. Giorgetti^a, E. Lusiani^a , M. Margoni^{a,b} , G. Maron^{a,53} , A.T. Meneguzzo^{a,b} , J. Pazzini^{a,b} , P. Ronchese^{a,b} , R. Rossin^{a,b} , F. Simonetto^{a,b} , M. Tosi^{a,b} , A. Triossi^{a,b} , S. Ventura^a , P. Zotto^{a,b} , A. Zucchetta^{a,b}

INFN Sezione di Pavia^a, Università di Pavia^b, Pavia, Italy












































A. Braghieri^a , S. Calzaferri^a , P. Montagna^{a,b} , M. Pelliccioni^a , V. Re^a , C. Riccardi^{a,b} , P. Salvini^a , I. Vai^{a,b} , P. Vitulo^{a,b} 

INFN Sezione di Perugia^a, Università di Perugia^b, Perugia, Italy



























S. Ajmal^{a,b} , M.E. Ascioti^{a,b}, G.M. Bilei^a , C. Carrivale^{a,b}, D. Ciangottini^{a,b} , L. Della Penna^{a,b}, L. Fanò^{a,b} , V. Mariani^{a,b} , M. Menichelli^a , F. Moscatelli^{a,54} , A. Rossi^{a,b} , A. Santocchia^{a,b} , D. Spiga^a , T. Tedeschi^{a,b} 

INFN Sezione di Pisa^a, Università di Pisa^b, Scuola Normale Superiore di Pisa^c, Pisa, Italy;









































Università di Siena^d, Siena, Italy

C. Aimè^{a,b} , C.A. Alexe^{a,c} , P. Asenov^{a,b} , P. Azzurri^a , G. Bagliesi^a , R. Bhattacharya^a , L. Bianchini^{a,b} , T. Boccali^a , E. Bossini^a , D. Bruschini^{a,c} , L. Calligaris^{a,b} , R. Castaldi^a , F. Cattafesta^{a,c} , M.A. Ciocci^{a,b} , M. Cipriani^{a,b} , V. D'Amante^{a,d} , R. Dell'Orso^a , S. Donato^{a,b} , R. Forti^{a,b} , A. Giassi^a , F. Ligabue^{a,c} , A.C. Marini^{a,b} , D. Matos Figueiredo^a , A. Messineo^{a,b} , S. Mishra^a , V.K. Muraleedharan Nair Bindhu^{a,b} , M. Musich^{a,b} , S. Nandan^a , F. Palla^a , M. Riggirello^{a,c} , A. Rizzi^{a,b} , G. Rolandi^{a,c} , S. Roy Chowdhury^{a,55} , T. Sarkar^a , A. Scribano^a , P. Spagnolo^a , F. Tenchini^{a,b} , R. Tenchini^a , G. Tonelli^{a,b} , N. Turini^{a,d} , F. Vaselli^{a,c} , A. Venturi^a , P.G. Verdini^a 









INFN Sezione di Roma^a, Sapienza Università di Roma^b, Roma, Italy

P. Akrap^{a,b} , C. Basile^{a,b} , S.C. Behera^a , F. Cavallari^a , L. Cunqueiro Mendez^{a,b} , F. De Ruggi^{a,b} , D. Del Re^{a,b} , E. Di Marco^a , M. Diemoz^a , F. Errico^a , L. Frosina^{a,b} , R. Gargiulo^{a,b} , B. Harikrishnan^{a,b} , F. Lombardi^{a,b} , E. Longo^{a,b} , L. Martikainen^{a,b} , J. Mijuskovic^{a,b} , G. Organtini^{a,b} , N. Palmeri^{a,b} , R. Paramatti^{a,b} , C. Quaranta^{a,b} , S. Rahatlou^{a,b} , C. Rovelli^a , F. Santanastasio^{a,b} , L. Soffi^a , V. Vladimirov^{a,b} 








INFN Sezione di Torino^a, Università di Torino^b, Torino, Italy; Università del Piemonte Orientale^c, Novara, Italy

N. Amapane^{a,b} , R. Arcidiacono^{a,c} , S. Argiro^{a,b} , M. Arneodo^{a,c} , N. Bartosik^{a,c} , R. Bellan^{a,b} , A. Bellora^{a,b} , C. Biino^a , C. Borca^{a,b} , N. Cartiglia^a , F. Cossio^a , M. Costa^{a,b} , R. Covarelli^{a,b} , N. Demaria^a , L. Finco^a , M. Grippo^{a,b} , B. Kiani^{a,b} , L. Lanteri^{a,b} , F. Leggera^a , F. Luongo^{a,b} , C. Mariotti^a , S. Maselli^a , A. Mecca^{a,b} , L. Menzio^{a,b} , P. Meridiani^a , E. Migliore^{a,b} , M. Monteno^a , M.M. Obertino^{a,b} , G. Ortona^a , L. Pacher^{a,b} , N. Pastrone^a , M. Ruspa^{a,c} , F. Siviero^{a,b} , V. Sola^{a,b} , A. Solano^{a,b} , C. Tarricone^{a,b} , D. Trocino^a , G. Umoret^{a,b} , E. Vlasov^{a,b} , R. White^{a,b} 


INFN Sezione di Trieste^a, Università di Trieste^b, Trieste, Italy

J. Babbar^{a,b} , S. Belforte^a , V. Candelise^{a,b} , M. Casarsa^a , F. Cossutti^a , K. De Leo^a , G. Della Ricca^{a,b} , R. Delli Gatti^{a,b} 

Kyungpook National University, Daegu, Korea

S. Dogra , J. Hong , J. Kim, T. Kim, D. Lee, H. Lee, J. Lee, S.W. Lee , C.S. Moon , Y.D. Oh , S. Sekmen , B. Tae, Y.C. Yang 




Department of Mathematics and Physics - GWNu, Gangneung, Korea

M.S. Kim 



Chonnam National University, Institute for Universe and Elementary Particles, Kwangju, Korea

G. Bak , P. Gwak , H. Kim , D.H. Moon , J. Seo

Hanyang University, Seoul, Korea

E. Asilar , F. Carnevali, J. Choi⁵⁶ , T.J. Kim , Y. Ryou

Korea University, Seoul, Korea

S. Ha , S. Han, B. Hong , K. Lee, K.S. Lee , S. Lee , J. Yoo 













Kyung Hee University, Department of Physics, Seoul, Korea

J. Goh , J. Shin, S. Yang 

Sejong University, Seoul, Korea

Y. Kang , H. S. Kim , Y. Kim, S. Lee

Seoul National University, Seoul, Korea

J. Almond, J.H. Bhyun, J. Choi , J. Choi, W. Jun , J. Kim , T. Kim, Y. Kim, Y.W. Kim , S. Ko , H. Lee , J. Lee , J. Lee , B.H. Oh , S.B. Oh , H. Seo , J. Shin, U.K. Yang, I. Yoon 

University of Seoul, Seoul, Korea

W. Jang , D.Y. Kang, D. Kim , S. Kim , B. Ko, J.S.H. Lee , Y. Lee , J.A. Merlin, I.C. Park , Y. Roh, I.J. Watson 

Yonsei University, Department of Physics, Seoul, Korea

G. Cho, K. Hwang , B. Kim , S. Kim, K. Lee , H.D. Yoo 


Sungkyunkwan University, Suwon, Korea

M. Choi , M.R. Kim , Y. Lee , I. Yu 

College of Engineering and Technology, American University of the Middle East (AUM), Dasman, Kuwait

T. Beyrouthy , Y. Gharbia 


Kuwait University - College of Science - Department of Physics, Safat, Kuwait

F. Alazemi 

Riga Technical University, Riga, Latvia

K. Dreimanis , O.M. Eberlins , A. Gaile , C. Munoz Diaz , D. Osite , G. Pikurs, R. Plese , A. Potrebko , M. Seidel , D. Sidiropoulos Kontos 

University of Latvia (LU), Riga, Latvia

N.R. Strautnieks 








Vilnius University, Vilnius, Lithuania

M. Ambrozas , A. Juodagalvis , S. Nargelas , A. Rinkevicius , G. Tamulaitis 






National Centre for Particle Physics, Universiti Malaya, Kuala Lumpur, Malaysia

I. Yusuff⁵⁷ , Z. Zolkapli



Universidad de Sonora (UNISON), Hermosillo, Mexico

J.F. Benitez , A. Castaneda Hernandez , A. Cota Rodriguez , L.E. Cuevas Picos, H.A. Encinas Acosta, L.G. Gallegos Maríñez, M. León Coello , J.A. Murillo Quijada , A. Sehrawat , L. Valencia Palomo 

Centro de Investigacion y de Estudios Avanzados del IPN, Mexico City, Mexico

G. Ayala , H. Castilla-Valdez , H. Crotte Ledesma, R. Lopez-Fernandez , J. Mejia Guisao , R. Reyes-Almanza , A. Sánchez Hernández 

Universidad Iberoamericana, Mexico City, Mexico

C. Oropeza Barrera , D.L. Ramirez Guadarrama, M. Ramírez García 


Benemerita Universidad Autonoma de Puebla, Puebla, Mexico

I. Bautista , F.E. Neri Huerta , I. Pedraza , H.A. Salazar Ibarguen , C. Uribe Estrada 

University of Montenegro, Podgorica, Montenegro

I. Bubanja , N. Raicevic 

University of Canterbury, Christchurch, New Zealand

P.H. Butler 

National Centre for Physics, Quaid-I-Azam University, Islamabad, Pakistan

A. Ahmad , M.I. Asghar, A. Awais , M.I.M. Awan, W.A. Khan 






AGH University of Krakow, Krakow, Poland

V. Avati, L. Forthomme , L. Grzanka , M. Malawski , K. Piotrkowski



National Centre for Nuclear Research, Swierk, Poland

M. Bluj , M. Górski , M. Kazana , M. Szleper , P. Zalewski 


















Institute of Experimental Physics, Faculty of Physics, University of Warsaw, Warsaw, Poland

K. Bunkowski , K. Doroba , A. Kalinowski , M. Konecki , J. Krolikowski , A. Muhammad 





Warsaw University of Technology, Warsaw, Poland

P. Fokow , K. Pozniak , W. Zabolotny 

Laboratório de Instrumentação e Física Experimental de Partículas, Lisboa, Portugal

M. Araujo , D. Bastos , C. Beirão Da Cruz E Silva , A. Boletti , M. Bozzo , T. Camporesi , G. Da Molin , P. Faccioli , M. Gallinaro , J. Hollar , N. Leonardo , G.B. Marozzo , A. Petrilli , M. Pisano , J. Seixas , J. Varela , J.W. Wulff 














Faculty of Physics, University of Belgrade, Belgrade, Serbia

P. Adzic , L. Markovic , P. Milenovic , V. Milosevic 

VINCA Institute of Nuclear Sciences, University of Belgrade, Belgrade, Serbia

D. Devetak, M. Dordevic , J. Milosevic , L. Nadderd , V. Rekovic, M. Stojanovic 


















Centro de Investigaciones Energéticas Medioambientales y Tecnológicas (CIEMAT), Madrid, Spain

M. Alcalde Martinez , J. Alcaraz Maestre , Cristina F. Bedoya , J.A. Brochero Cifuentes , Oliver M. Carretero , M. Cepeda , M. Cerrada , N. Colino , J. Cuchillo Ortega, B. De La Cruz , A. Delgado Peris , A. Escalante Del Valle , D. Fernández Del Val , J.P. Fernández Ramos , J. Flix , M.C. Fouz , M. Gonzalez Hernandez, O. Gonzalez Lopez , S. Goy Lopez , J.M. Hernandez , M.I. Josa , J. Llorente Merino , C. Martin Perez , E. Martin Viscasillas , D. Moran , C. M. Morcillo Perez , R. Paz Herrera , C. Perez Dengra , A. Pérez-Calero Yzquierdo , J. Puerta Pelayo , I. Redondo , J. Vazquez Escobar 



















Universidad Autónoma de Madrid, Madrid, Spain



J.F. de Trocóniz 


















































































Universidad de Oviedo, Instituto Universitario de Ciencias y Tecnologías Espaciales de Asturias (ICTEA), Oviedo, Spain







B. Alvarez Gonzalez , J. Ayllon Torresano , A. Cardini , J. Cuevas , J. Del Riego Badas , D. Estrada Acevedo , J. Fernandez Menendez , S. Folgueras , I. Gonzalez Cballero , P. Leguina , M. Obeso Menendez , E. Palencia Cortezon , J. Prado Pico , A. Soto Rodríguez , A. Trapote , C. Vico Villalba , P. Vischia 














Instituto de Física de Cantabria (IFCA), CSIC-Universidad de Cantabria, Santander, Spain

S. Blanco Fernández , I.J. Cabrillo , A. Calderon , J. Duarte Campderros , M. Fernandez , G. Gomez , C. Lasiosa García , R. Lopez Ruiz , C. Martinez Rivero , P. Martinez Ruiz del Arbol , F. Matorras , P. Matorras Cuevas , E. Navarrete Ramos , J. Piedra Gomez , C. Quintana San Emeterio, L. Scodellaro , I. Vila , R. Villar Cortabitarte , J.M. Vizan Garcia 































University of Colombo, Colombo, Sri LankaB. Kailasapathy⁵⁸ , D.D.C. Wickramaratna **University of Ruhuna, Department of Physics, Matara, Sri Lanka**W.G.D. Dharmaratna⁵⁹ , K. Liyanage , N. Perera **CERN, European Organization for Nuclear Research, Geneva, Switzerland**

D. Abbaneo , C. Amendola , E. Auffray , J. Baechler , D. Barney , M. Bianco ,
 A. Bocci , L. Borgonovi , C. Botta , A. Bragagnolo , C.E. Brown , C. Caillol ,
 G. Cerminara , P. Connor , D. d'Enterria , A. Dabrowski , A. David , A. De Roeck ,
 M.M. Defranchis , M. Deile , M. Dobson , W. Funk , A. Gaddi , S. Giani , D. Gigi ,
 K. Gill , F. Glege , M. Glowacki , A. Gruber , J. Hegeman , J.K. Heikkilä , B. Huber ,
 V. Innocente , T. James , P. Janot , O. Kaluzinska , O. Karacheban²⁷ , G. Karathanasis ,
 S. Laurila , P. Lecoq , C. Lourenço , A.-M. Lyon , M. Magherini , L. Malgeri ,
 M. Mannelli , M. Matthewman , A. Mehta , F. Meijers , S. Mersi , E. Meschi ,
 M. Migliorini , F. Monti , F. Moortgat , M. Mulders , I. Neutelings , S. Orfanelli ,
 F. Pantaleo , M. Pari , G. Petrucciani , A. Pfeiffer , M. Pierini , M. Pitt , H. Qu ,
 D. Rabady , B. Ribeiro Lopes , F. Riti , P. Rosado , M. Rovere , H. Sakulin ,
 R. Salvatico , S. Sanchez Cruz , S. Scarfi , C. Schwick , M. Selvaggi , A. Sharma ,
 K. Shchelina , P. Silva , P. Sphicas⁶⁰ , A.G. Stahl Leitner , A. Steen , S. Summers ,
 D. Treille , P. Tropea , E. Vernazza , J. Wanczyk⁶¹ , J. Wang , S. Wuchterl , M. Zarucki ,
 P. Zehetner , P. Zejdl , G. Zevi Della Porta 























Fake Institute for people with CERN contract, Geneva, SwitzerlandL. Dudko , K. Ivanov , V. Kim²³ , V. Murzin , V. Oreshkin , D. Sosnov **PSI Center for Neutron and Muon Sciences, Villigen, Switzerland**






T. Bevilacqua⁶² , L. Caminada⁶² , W. Erdmann , R. Horisberger , Q. Ingram ,
 H.C. Kaestli , D. Kotlinski , C. Lange , U. Langenegger , M. Missiroli⁶² ,
 L. Noehte⁶² , T. Rohe , A. Samalan 


















ETH Zurich - Institute for Particle Physics and Astrophysics (IPA), Zurich, Switzerland

T.K. Aarrestad , M. Backhaus , G. Bonomelli , C. Cazzaniga , K. Datta ,
 P. De Bryas Dexmiers D'archiacchiac⁶¹ , A. De Cosa , G. Dissertori , M. Dittmar ,
 M. Donegà , F. Eble , K. Gedia , F. Glessgen , C. Grab , N. Härringer , T.G. Harte ,
 W. Lustermann , M. Malucchi , R.A. Manzoni , M. Marchegiani , L. Marchese ,
 A. Mascellani⁶¹ , F. Nessi-Tedaldi , F. Pauss , V. Perovic , B. Ristic , R. Seidita ,
 A. Tarabini , D. Valsecchi , R. Wallny 

Universität Zürich, Zurich, Switzerland

C. Amsler⁶³ , P. Bäertschi , F. Bilandzija , M.F. Canelli , G. Celotto , K. Cormier ,
 M. Huwiler , W. Jin , A. Jofrehei , B. Kilminster , T.H. Kwok , S. Leontsinis ,
 V. Lukashenko , A. Macchiolo , F. Meng , J. Motta , A. Reimers , P. Robmann ,
 M. Senger , E. Shokr , F. Stäger , R. Tramontano 

National Central University, Chung-Li, TaiwanD. Bhowmik , C.M. Kuo , P.K. Rout , S. Taj , P.C. Tiwari³⁸ **National Taiwan University (NTU), Taipei, Taiwan**


L. Ceard , K.F. Chen , Z.g. Chen , A. De Iorio , W.-S. Hou , T.h. Hsu , Y.w. Kao ,
 S. Karmakar , G. Kole , Y.y. Li , R.-S. Lu , E. Paganis , X.f. Su , J. Thomas-Wilsker ,
 L.s. Tsai , D. Tsiou, H.y. Wu , E. Yazgan 

High Energy Physics Research Unit, Department of Physics, Faculty of Science,
















Chulalongkorn University, Bangkok, Thailand

C. Asawatangtrakuldee , N. Srimanobhas 


Tunis El Manar University, Tunis, Tunisia

Y. Maghrbi 

Çukurova University, Physics Department, Science and Art Faculty, Adana, Turkey

D. Agyel , F. Boran , F. Dolek , I. Dumanoglu⁶⁴ , Y. Guler⁶⁵ , E. Gurpinar Guler⁶⁵ ,
C. Isik , O. Kara, A. Kayis Topaksu , Y. Komurcu , G. Onengut , K. Ozdemir⁶⁶ ,
B. Tali⁶⁷ , U.G. Tok , E. Uslan , I.S. Zorbakir 




Middle East Technical University, Physics Department, Ankara, Turkey

M. Yalvac⁶⁸ 









Bogazici University, Istanbul, Turkey

B. Akgun , I.O. Atakisi , E. Gülmez , M. Kaya⁶⁹ , O. Kaya⁷⁰ , M.A. Sarkisla⁷¹,
S. Tekten⁷² 





Istanbul Technical University, Istanbul, Turkey

A. Cakir , K. Cankocak^{64,73} , S. Sen⁷⁴ 

Istanbul University, Istanbul, Turkey

O. Aydilek⁷⁵ , B. Haciasahinoglu , I. Hos⁷⁶ , B. Kaynak , S. Ozkorucuklu , O. Potok ,
H. Sert , C. Simsek , C. Zorbilmez 

Yildiz Technical University, Istanbul, Turkey

S. Cerci , A.A. Guvenli, B. Isildak⁷⁷ , D. Sunar Cerci , T. Yetkin²¹ 













Institute for Scintillation Materials of National Academy of Science of Ukraine, Kharkiv, Ukraine

A. Boyaryntsev , O. Dadazhanova, B. Grynyov 





















National Science Centre, Kharkiv Institute of Physics and Technology, Kharkiv, Ukraine

L. Levchuk 




































University of Bristol, Bristol, United Kingdom

J.J. Brooke , A. Bundock , F. Bury , E. Clement , D. Cussans , D. Dharmender,
H. Flacher , J. Goldstein , H.F. Heath , M.-L. Holmberg , L. Kreczko , S. Parames-
varan , L. Robertshaw, M.S. Sanjrani, J. Segal, V.J. Smith 

Rutherford Appleton Laboratory, Didcot, United Kingdom


A.H. Ball, K.W. Bell , A. Belyaev⁷⁸ , C. Brew , R.M. Brown , D.J.A. Cockerill ,
C. Cooke , A. Elliot , K.V. Ellis, J. Gajownik, K. Harder , S. Harper , J. Linacre ,
K. Manolopoulos, M. Moallemi , D.M. Newbold , E. Olaiya, D. Petyt , T. Reis ,
A.R. Sahasransu , G. Salvi , T. Schuh, C.H. Shepherd-Themistocleous , I.R. Tomalin ,
K.C. Whalen , T. Williams 

Imperial College, London, United Kingdom














I. Andreou , R. Bainbridge , P. Bloch , O. Buchmuller, C.A. Carrillo Montoya ,
D. Colling , J.S. Dancu, I. Das , P. Dauncey , G. Davies , M. Della Negra , S. Fayer,
G. Fedi , G. Hall , H.R. Hoorani , A. Howard, G. Iles , C.R. Knight , P. Krueper,
J. Langford , K.H. Law , J. León Holgado , E. Leutgeb , L. Lyons , A.-M. Magnan ,
B. Maier , S. Mallios, A. Mastronikolis, M. Mieskolainen , J. Nash⁷⁹ , M. Pesaresi ,
P.B. Pradeep, B.C. Radburn-Smith , A. Richards, A. Rose , L. Russell , K. Savva ,
C. Seez , R. Shukla , A. Tapper , K. Uchida , G.P. Uttley , T. Virdee²⁹ , M. Vojinovic 

N. Wardle , D. Winterbottom 


Brunel University, Uxbridge, United Kingdom

J.E. Cole , A. Khan, P. Kyberd , I.D. Reid 






Baylor University, Waco, Texas, USA

S. Abdullin , A. Brinkerhoff , E. Collins , M.R. Darwish , J. Dittmann , K. Hatakeyama , V. Hegde , J. Hiltbrand , B. McMaster , J. Samudio , S. Sawant , C. Sutantawibul , J. Wilson 












Bethel University, St. Paul, Minnesota, USA

J.M. Hogan⁸⁰ 


















Catholic University of America, Washington, DC, USA

R. Bartek , A. Dominguez , S. Raj , A.E. Simsek , S.S. Yu 
















The University of Alabama, Tuscaloosa, Alabama, USA

B. Bam , A. Buchot Perraguin , S. Campbell, R. Chudasama , S.I. Cooper , C. Crovella , G. Fidalgo , S.V. Gleyzer , A. Khukhunaishvili , K. Matchev , E. Pearson, C.U. Perez , P. Rumerio⁸¹ , E. Usai , R. Yi 
















Boston University, Boston, Massachusetts, USA

S. Cholak , G. De Castro, Z. Demiragli , C. Erice , C. Fangmeier , C. Fernandez Madrazo , E. Fontanesi , J. Fulcher , F. Golf , S. Jeon , J. O'Cain, I. Reed , J. Rohlf , K. Salyer , D. Sperka , D. Spitzbart , I. Suarez , A. Tsatsos , E. Wurtz, A.G. Zecchinelli 












Brown University, Providence, Rhode Island, USA

G. Barone , G. Benelli , D. Cutts , S. Ellis, L. Gouskos , M. Hadley , U. Heintz , K.W. Ho , T. Kwon , G. Landsberg , K.T. Lau , J. Luo , S. Mondal , J. Roloff, T. Russell, S. Sagir⁸² , X. Shen , M. Stamenkovic , N. Venkatasubramanian




University of California, Davis, Davis, California, USA

S. Abbott , B. Barton , R. Breedon , H. Cai , M. Calderon De La Barca Sanchez , M. Chertok , M. Citron , J. Conway , P.T. Cox , R. Erbacher , O. Kukral , G. Mocellin , S. Ostrom , W. Wei , S. Yoo 























University of California, Los Angeles, California, USA

K. Adamidis, M. Bachtis , D. Campos, R. Cousins , A. Datta , G. Flores Avila , J. Hauser , M. Ignatenko , M.A. Iqbal , T. Lam , Y.f. Lo, E. Manca , A. Nunez Del Prado, D. Saltzberg , V. Valuev 










University of California, Riverside, Riverside, California, USA










R. Clare , J.W. Gary , G. Hanson 

University of California, San Diego, La Jolla, California, USA

A. Aportela, A. Arora , J.G. Branson , S. Cittolin , S. Cooperstein , D. Diaz , J. Duarte , L. Giannini , Y. Gu, J. Guiang , V. Krutelyov , R. Lee , J. Letts , H. Li, M. Masciovecchio , F. Mokhtar , S. Mukherjee , M. Pieri , D. Primosch, M. Quinnan , V. Sharma , M. Tadel , E. Vourliotis , F. Würthwein , Y. Xiang , A. Yagil , Z. Zhao

University of California, Santa Barbara - Department of Physics, Santa Barbara, California, USA

















A. Barzdukas , L. Brennan , C. Campagnari , S. Carron Montero⁸³, K. Downham , C. Grieco , M.M. Hussain, J. Incandela , J. Kim , M.W.K. Lai, A.J. Li , P. Masterson 

J. Richman , S.N. Santpur , U. Sarica , R. Schmitz , F. Setti , J. Sheplock , D. Stuart , T.Á. Vámi , X. Yan , D. Zhang

California Institute of Technology, Pasadena, California, USA

A. Albert, S. Bhattacharya , A. Bornheim , O. Cerri, R. Kansal , J. Mao , H.B. Newman , G. Reales Gutiérrez, T. Sievert, M. Spiropulu , J.R. Vlimant , R.A. Wynne, S. Xie 


















Carnegie Mellon University, Pittsburgh, Pennsylvania, USA

J. Alison , S. An , M. Cremonesi, V. Dutta , E.Y. Ertorer , T. Ferguson , T.A. Gómez Espinosa , A. Harilal , A. Kallil Tharayil, M. Kanemura, C. Liu , P. Meiring , T. Mudholkar , S. Murthy , P. Palit , K. Park, M. Paulini , A. Roberts , A. Sanchez , W. Terrill 































University of Colorado Boulder, Boulder, Colorado, USA

J.P. Cumalat , W.T. Ford , A. Hart , A. Hassani , J. Pearkes , C. Savard , N. Schonbeck , K. Stenson , K.A. Ulmer , S.R. Wagner , N. Zipper , D. Zuolo 




















Cornell University, Ithaca, New York, USA

J. Alexander , X. Chen , D.J. Cranshaw , J. Dickinson , J. Fan , X. Fan , J. Grassi , S. Hogan , P. Kotamnives, J. Monroy , G. Niendorf, M. Oshiro , J.R. Patterson , M. Reid , A. Ryd , J. Thom , P. Wittich , R. Zou , L. Zygalá 











Fermi National Accelerator Laboratory, Batavia, Illinois, USA

M. Albrow , M. Alyari , O. Amram , G. Apollinari , A. Apresyan , L.A.T. Bauerdick , D. Berry , J. Berryhill , P.C. Bhat , K. Burkett , J.N. Butler , A. Canepa , G.B. Cerati , H.W.K. Cheung , F. Chlebana , C. Cosby , G. Cummings , I. Dutta , V.D. Elvira , J. Freeman , A. Gandrakota , Z. Gecse , L. Gray , D. Green, A. Grummer , S. Grünendahl , D. Guerrero , O. Gutsche , R.M. Harris , T.C. Herwig , J. Hirschauer , B. Jayatilaka , S. Jindariani , M. Johnson , U. Joshi , T. Klijsma , B. Klima , K.H.M. Kwok , S. Lammel , C. Lee , D. Lincoln , R. Lipton , T. Liu , K. Maeshima , D. Mason , P. McBride , P. Merkel , S. Mrenna , S. Nahn , J. Ngadiuba , D. Noonan , S. Norberg, V. Papadimitriou , N. Pastika , K. Pedro , C. Pena⁸⁴ , C.E. Perez Lara , F. Ravera , A. Reinsvold Hall⁸⁵ , L. Ristori , M. Safdari , E. Sexton-Kennedy , N. Smith , A. Soha , L. Spiegel , S. Stoynev , J. Strait , L. Taylor , S. Tkaczyk , N.V. Tran , L. Uplegger , E.W. Vaandering , C. Wang , I. Zoi

University of Florida, Gainesville, Florida, USA

C. Aruta , P. Avery , D. Bourilkov , P. Chang , V. Cherepanov , R.D. Field, C. Huh , E. Koenig , M. Kolosova , J. Konigsberg , A. Korytov , N. Menendez , G. Mitselmakher , K. Mohrman , A. Muthirakalayil Madhu , N. Rawal , S. Rosenzweig , V. Sulimov , Y. Takahashi , J. Wang 



















Florida State University, Tallahassee, Florida, USA

T. Adams , A. Al Kadhim , A. Askew , S. Bower , R. Hashmi , R.S. Kim , T. Kolberg , G. Martinez, M. Mazza, H. Prosper , P.R. Prova, M. Wulansatiti , R. Yohay 

Florida Institute of Technology, Melbourne, Florida, USA






B. Alsufyani , S. Butalla , S. Das , M. Hohlmann , M. Lavinsky, E. Yanes

University of Illinois Chicago, Chicago, Illinois, USA









M.R. Adams , N. Barnett, A. Baty , C. Bennett, R. Cavanaugh , R. Escobar Franco , O. Evdokimov , C.E. Gerber , H. Gupta, M. Hawksworth, A. Hingrajiya, D.J. Hofman , J.h. Lee , D. S. Lemos , C. Mills , S. Nanda , G. Nigmatkulov , B. Ozek , T. Phan, D. Pilipovic , R. Pradhan , E. Prifti, P. Roy, T. Roy , N. Singh, M.B. Tonjes , N. Varelas 

M.A. Wadud , J. Yoo 























The University of Iowa, Iowa City, Iowa, USA

M. Alhousseini , D. Blend, K. Dilsiz⁸⁶ , O.K. Köseyan , A. Mestvirishvili⁸⁷ , O. Neogi, H. Ogul⁸⁸ , Y. Onel , A. Penzo , C. Snyder, E. Tiras⁸⁹ 




Johns Hopkins University, Baltimore, Maryland, USA

B. Blumenfeld , J. Davis , A.V. Gritsan , L. Kang , S. Kyriacou , P. Maksimovic , M. Roguljic , S. Sekhar , M.V. Srivastav , M. Swartz 

















The University of Kansas, Lawrence, Kansas, USA

A. Abreu , L.F. Alcerro Alcerro , J. Anguiano , S. Arteaga Escatel , P. Baringer , A. Bean , Z. Flowers , D. Grove , J. King , G. Krintiras , M. Lazarovits , C. Le Mahieu , J. Marquez , M. Murray , M. Nickel , S. Popescu⁹⁰ , C. Rogan , C. Royon , S. Rudrabhatla , S. Sanders , C. Smith , G. Wilson 






























Kansas State University, Manhattan, Kansas, USA

B. Allmond , R. Gujju Gurunadha , N. Islam, A. Ivanov , K. Kaadze , Y. Maravin , J. Natoli , D. Roy , G. Sorrentino 











University of Maryland, College Park, Maryland, USA

A. Baden , A. Belloni , J. Bistany-riebman, S.C. Eno , N.J. Hadley , S. Jabeen , R.G. Kellogg , T. Koeth , B. Kronheim, S. Lascio , P. Major , A.C. Mignerey , C. Palmer , C. Papageorgakis , M.M. Paranjpe, E. Popova⁹¹ , A. Shevelev , L. Wang , L. Zhang 

Massachusetts Institute of Technology, Cambridge, Massachusetts, USA

C. Baldenegro Barrera , J. Bendavid , H. Bossi, S. Bright-Thonney , I.A. Cali , Y.c. Chen , P.c. Chou , M. D'Alfonso , J. Eysermans , C. Freer , G. Gomez-Ceballos , M. Goncharov, G. Grosso, P. Harris, D. Hoang, G.M. Innocenti, D. Kovalskiy , J. Krupa , L. Lavezzo , Y.-J. Lee , K. Long , C. Mcginn , A. Novak , M.I. Park , C. Paus , C. Reissel , C. Roland , G. Roland , S. Rothman , T.a. Sheng , G.S.F. Stephans , D. Walter , Z. Wang , B. Wyslouch , T. J. Yang 














University of Minnesota, Minneapolis, Minnesota, USA

B. Crossman , W.J. Jackson, C. Kapsiak , M. Krohn , D. Mahon , J. Mans , B. Marzocchi , M. Revering , R. Rusack , O. Sancar, R. Saradhy , N. Strobbe 




















University of Nebraska-Lincoln, Lincoln, Nebraska, USA

K. Bloom , D.R. Claes , G. Haza , J. Hossain , C. Joo , I. Kravchenko , A. Rohilla , J.E. Siado , W. Tabb , A. Vagnerini , A. Wightman , F. Yan 







State University of New York at Buffalo, Buffalo, New York, USA

H. Bandyopadhyay , L. Hay , H.w. Hsia , I. Iashvili , A. Kalogeropoulos , A. Kharchilava , A. Mandal , M. Morris , D. Nguyen , S. Rappoccio , H. Rejeb Sfar, A. Williams , P. Young , D. Yu 

Northeastern University, Boston, Massachusetts, USA

























G. Alverson , E. Barberis , J. Bonilla , B. Bylsma, M. Campana , J. Dervan , Y. Haddad , Y. Han , I. Israr , A. Krishna , J. Li , M. Lu , N. Manganelli , R. Mccarthy , D.M. Morse , T. Orimoto , A. Parker , L. Skinnari , C.S. Thoreson, E. Tsai , D. Wood 

Northwestern University, Evanston, Illinois, USA

S. Dittmer , K.A. Hahn , Y. Liu , M. Mcginnis , Y. Miao , D.G. Monk 

M.H. Schmitt , A. Taliercio , M. Velasco, J. Wang 




















University of Notre Dame, Notre Dame, Indiana, USA

G. Agarwal , R. Band , R. Bucci, S. Castells , A. Das , A. Ehnis, R. Goldouzian , M. Hildreth , K. Hurtado Anampa , T. Ivanov , C. Jessop , A. Karneyeu , K. Lannon , J. Lawrence , N. Loukas , L. Lutton , J. Mariano, N. Marinelli, I. Mcalister, T. McCauley , C. Mcgrady , C. Moore , Y. Musienko²³ , H. Nelson , M. Osherson , A. Piccinelli , R. Ruchti , A. Townsend , Y. Wan, M. Wayne , H. Yockey

The Ohio State University, Columbus, Ohio, USA

A. Basnet , M. Carrigan , R. De Los Santos, L.S. Durkin , C. Hill , M. Joyce , M. Nunez Ornelas , D.A. Wenzl, B.L. Winer , B. R. Yates 



















Princeton University, Princeton, New Jersey, USA

H. Bouchamaoui , K. Coldham, P. Das , G. Dezoort , P. Elmer , A. Frankenthal , M. Galli , B. Greenberg , N. Haubrich , K. Kennedy, G. Kopp , S. Kwan , Y. Lai , D. Lange , A. Loeliger , D. Marlow , I. Ojalvo , J. Olsen , F. Simpson , D. Stickland , C. Tully 

University of Puerto Rico, Mayaguez, Puerto Rico, USA

S. Malik , R. Sharma

Purdue University, West Lafayette, Indiana, USA

A.S. Bakshi , S. Chandra , R. Chawla , A. Gu , L. Gutay, M. Jones , A.W. Jung , D. Kondratyev , M. Liu , G. Negro , N. Neumeister , G. Paspalaki , S. Piperov , J.F. Schulte , F. Wang , A. Wildridge , W. Xie , Y. Yao , Y. Zhong 










Purdue University Northwest, Hammond, Indiana, USA

J. Dolen , N. Parashar , A. Pathak , E. Shumka 




















Rice University, Houston, Texas, USA

D. Acosta , A. Agrawal , C. Arbour, T. Carnahan , K.M. Ecklund , P.J. Fernández Manteca , S. Freed, P. Gardner, F.J.M. Geurts , T. Huang , I. Krommydas , N. Lewis, W. Li , J. Lin , O. Miguel Colin , B.P. Padley , R. Redjimi, J. Rotter , E. Yigitbasi , Y. Zhang 











University of Rochester, Rochester, New York, USA

O. Bessidskaia Bylund, A. Bodek , P. de Barbaro[†] , R. Demina , J.L. Dulemba , A. Garcia-Bellido , H.S. Hare, O. Hindrichs , N. Parmar , P. Parygin⁹¹ , R. Taus 














Rutgers, The State University of New Jersey, Piscataway, New Jersey, USA

B. Chiarito, J.P. Chou , S.V. Clark , S. Donnelly, D. Gadkari , Y. Gershtein , E. Halkiadakis , M. Heindl , C. Houghton , D. Jaroslowski , S. Konstantinou , I. Laflotte , A. Lath , J. Martins , B. Rand, J. Reichert , P. Saha , S. Salur , S. Schnetzer, S. Somalwar , R. Stone , S.A. Thayil , S. Thomas, J. Vora 

University of Tennessee, Knoxville, Tennessee, USA

D. Ally , A.G. Delannoy , S. Fiorendi , J. Harris, S. Higginbotham , T. Holmes , A.R. Kanuganti , N. Karunarathna , J. Lawless, L. Lee , E. Nibigira , B. Skipworth, S. Spanier 













Texas A&M University, College Station, Texas, USA

D. Aebi , M. Ahmad , T. Akhter , K. Androsov , A. Bolshov, O. Bouhali⁹² , R. Eusebi , P. Flanagan , J. Gilmore , Y. Guo, T. Kamon , H. Kim , S. Luo , R. Mueller , A. Safonov 

Texas Tech University, Lubbock, Texas, USA

N. Akchurin , J. Damgov , Y. Feng , N. Gogate , Y. Kazhykarim, K. Lamichhane , S.W. Lee , C. Madrid , A. Mankel , T. Peltola , I. Volobouev 

Vanderbilt University, Nashville, Tennessee, USA

E. Appelt , Y. Chen , S. Greene, A. Gurrola , W. Johns , R. Kunnawalkam Elayavalli , A. Melo , D. Rathjens , F. Romeo , P. Sheldon , S. Tuo , J. Velkovska , J. Viinikainen , J. Zhang























University of Virginia, Charlottesville, Virginia, USA

B. Cardwell , H. Chung, B. Cox , J. Hakala , R. Hirosky , M. Jose, A. Ledovskoy , C. Mantilla , C. Neu , C. Ramón Álvarez 

Wayne State University, Detroit, Michigan, USA

S. Bhattacharya , P.E. Karchin 

University of Wisconsin - Madison, Madison, Wisconsin, USA

A. Aravind , S. Banerjee , K. Black , T. Bose , E. Chavez , S. Dasu , P. Everaerts , C. Galloni, H. He , M. Herndon , A. Herve , C.K. Koraka , S. Lomte, R. Loveless , A. Mallampalli , A. Mohammadi , S. Mondal, T. Nelson, G. Parida , L. Pétré , D. Pinna, A. Savin, V. Shang , V. Sharma , W.H. Smith , D. Teague, H.F. Tsoi , W. Vetens , A. Warden 

Authors affiliated with an institute formerly covered by a cooperation agreement with CERN

S. Afanasiev , V. Alexakhin , Yu. Andreev , T. Aushev , D. Budkouski , R. Chistov⁹³ , M. Danilov⁹³ , T. Dimova⁹³ , A. Ershov⁹³ , S. Gninenko , I. Gorbunov , A. Gribushin⁹³ , A. Kamenev , V. Karjavine , M. Kirsanov , V. Klyukhin⁹³ , O. Kodolova^{94,91} , V. Korenkov , A. Kozyrev⁹³ , N. Krasnikov , A. Lanev , A. Malakhov , V. Matveev⁹³ , A. Nikitenko^{95,94} , V. Palichik , V. Perelygin , S. Petrushanko⁹³ , S. Polikarpov⁹³ , O. Radchenko⁹³ , M. Savina , V. Shalaev , S. Shmatov , S. Shulha , Y. Skovpen⁹³ , V. Smirnov , O. Teryaev , I. Tlisova⁹³ , A. Toropin , N. Voytishin , B.S. Yuldashev⁺⁹⁶, A. Zarubin , I. Zhizhin 

†: Deceased

¹Also at Yerevan State University, Yerevan, Armenia

²Also at TU Wien, Vienna, Austria

³Also at Ghent University, Ghent, Belgium

⁴Also at Universidade do Estado do Rio de Janeiro, Rio de Janeiro, Brazil

⁵Also at FACAMP - Faculdades de Campinas, Sao Paulo, Brazil

⁶Also at Universidade Estadual de Campinas, Campinas, Brazil

⁷Also at Federal University of Rio Grande do Sul, Porto Alegre, Brazil

⁸Also at The University of the State of Amazonas, Manaus, Brazil

⁹Also at University of Chinese Academy of Sciences, Beijing, China

¹⁰Also at China Center of Advanced Science and Technology, Beijing, China

¹¹Also at University of Chinese Academy of Sciences, Beijing, China

¹²Now at Henan Normal University, Xinxiang, China

¹³Also at University of Shanghai for Science and Technology, Shanghai, China

¹⁴Now at The University of Iowa, Iowa City, Iowa, USA

¹⁵Also at Center for High Energy Physics, Peking University, Beijing, China

¹⁶Also at Suez University, Suez, Egypt

¹⁷Now at British University in Egypt, Cairo, Egypt

- ¹⁸Also at Cairo University, Cairo, Egypt
- ¹⁹Also at Purdue University, West Lafayette, Indiana, USA
- ²⁰Also at Université de Haute Alsace, Mulhouse, France
- ²¹Also at Istinye University, Istanbul, Turkey
- ²²Also at Tbilisi State University, Tbilisi, Georgia
- ²³Also at an institute formerly covered by a cooperation agreement with CERN
- ²⁴Also at University of Hamburg, Hamburg, Germany
- ²⁵Also at RWTH Aachen University, III. Physikalisches Institut A, Aachen, Germany
- ²⁶Also at Bergische University Wuppertal (BUW), Wuppertal, Germany
- ²⁷Also at Brandenburg University of Technology, Cottbus, Germany
- ²⁸Also at Forschungszentrum Jülich, Juelich, Germany
- ²⁹Also at CERN, European Organization for Nuclear Research, Geneva, Switzerland
- ³⁰Also at HUN-REN ATOMKI - Institute of Nuclear Research, Debrecen, Hungary
- ³¹Now at Universitatea Babeş-Bolyai - Facultatea de Fizica, Cluj-Napoca, Romania
- ³²Also at MTA-ELTE Lendület CMS Particle and Nuclear Physics Group, Eötvös Loránd University, Budapest, Hungary
- ³³Also at HUN-REN Wigner Research Centre for Physics, Budapest, Hungary
- ³⁴Also at Physics Department, Faculty of Science, Assiut University, Assiut, Egypt
- ³⁵Also at The University of Kansas, Lawrence, Kansas, USA
- ³⁶Also at Punjab Agricultural University, Ludhiana, India
- ³⁷Also at University of Hyderabad, Hyderabad, India
- ³⁸Also at Indian Institute of Science (IISc), Bangalore, India
- ³⁹Also at University of Visva-Bharati, Santiniketan, India
- ⁴⁰Also at IIT Bhubaneswar, Bhubaneswar, India
- ⁴¹Also at Institute of Physics, Bhubaneswar, India
- ⁴²Also at Deutsches Elektronen-Synchrotron, Hamburg, Germany
- ⁴³Also at Isfahan University of Technology, Isfahan, Iran
- ⁴⁴Also at Sharif University of Technology, Tehran, Iran
- ⁴⁵Also at Department of Physics, University of Science and Technology of Mazandaran, Behshahr, Iran
- ⁴⁶Also at Department of Physics, Faculty of Science, Arak University, ARAK, Iran
- ⁴⁷Also at Helwan University, Cairo, Egypt
- ⁴⁸Also at Centro Siciliano di Fisica Nucleare e di Struttura Della Materia, Catania, Italy
- ⁴⁹Also at Università degli Studi Guglielmo Marconi, Roma, Italy
- ⁵⁰Also at Scuola Superiore Meridionale, Università di Napoli 'Federico II', Napoli, Italy
- ⁵¹Also at Fermi National Accelerator Laboratory, Batavia, Illinois, USA
- ⁵²Also at Lulea University of Technology, Lulea, Sweden
- ⁵³Also at Laboratori Nazionali di Legnaro dell'INFN, Legnaro, Italy
- ⁵⁴Also at Consiglio Nazionale delle Ricerche - Istituto Officina dei Materiali, Perugia, Italy
- ⁵⁵Also at UPES - University of Petroleum and Energy Studies, Dehradun, India
- ⁵⁶Also at Institut de Physique des 2 Infinis de Lyon (IP2I), Villeurbanne, France
- ⁵⁷Also at Department of Applied Physics, Faculty of Science and Technology, Universiti Kebangsaan Malaysia, Bangi, Malaysia
- ⁵⁸Also at Trincomalee Campus, Eastern University, Sri Lanka, Nilaveli, Sri Lanka
- ⁵⁹Also at Saegis Campus, Nugegoda, Sri Lanka
- ⁶⁰Also at National and Kapodistrian University of Athens, Athens, Greece
- ⁶¹Also at Ecole Polytechnique Fédérale Lausanne, Lausanne, Switzerland
- ⁶²Also at Universität Zürich, Zurich, Switzerland
- ⁶³Also at Stefan Meyer Institute for Subatomic Physics, Vienna, Austria

-
- ⁶⁴Also at Near East University, Research Center of Experimental Health Science, Mersin, Turkey
- ⁶⁵Also at Konya Technical University, Konya, Turkey
- ⁶⁶Also at Izmir Bakircay University, Izmir, Turkey
- ⁶⁷Also at Adiyaman University, Adiyaman, Turkey
- ⁶⁸Also at Bozok Universitetesi Rektörlüğü, Yozgat, Turkey
- ⁶⁹Also at Marmara University, Istanbul, Turkey
- ⁷⁰Also at Milli Savunma University, Istanbul, Turkey
- ⁷¹Also at Tubitak, Kavaklıdere, Ankara, Turkey
- ⁷²Also at Kafkas University, Kars, Turkey
- ⁷³Now at Istanbul Okan University, Istanbul, Turkey
- ⁷⁴Also at Hacettepe University, Ankara, Turkey
- ⁷⁵Also at Erzincan Binali Yildirim University, Erzincan, Turkey
- ⁷⁶Also at Istanbul University - Cerrahpasa, Faculty of Engineering, Istanbul, Turkey
- ⁷⁷Also at Yildiz Technical University, Istanbul, Turkey
- ⁷⁸Also at School of Physics and Astronomy, University of Southampton, Southampton, United Kingdom
- ⁷⁹Also at Monash University, Faculty of Science, Clayton, Australia
- ⁸⁰Also at Bethel University, St. Paul, Minnesota, USA
- ⁸¹Also at Università di Torino, Torino, Italy
- ⁸²Also at Karamanoğlu Mehmetbey University, Karaman, Turkey
- ⁸³Also at California Lutheran University,, Thousand Oaks, California, USA
- ⁸⁴Also at California Institute of Technology, Pasadena, California, USA
- ⁸⁵Also at United States Naval Academy, Annapolis, Maryland, USA
- ⁸⁶Also at Bingol University, Bingol, Turkey
- ⁸⁷Also at Georgian Technical University, Tbilisi, Georgia
- ⁸⁸Also at Sinop University, Sinop, Turkey
- ⁸⁹Also at Erciyes University, Kayseri, Turkey
- ⁹⁰Also at Horia Hulubei National Institute of Physics and Nuclear Engineering (IFIN-HH), Bucharest, Romania
- ⁹¹Now at another institute formerly covered by a cooperation agreement with CERN
- ⁹²Also at Hamad Bin Khalifa University (HBKU), Doha, Qatar
- ⁹³Also at another institute formerly covered by a cooperation agreement with CERN
- ⁹⁴Also at Yerevan Physics Institute, Yerevan, Armenia
- ⁹⁵Also at Imperial College, London, United Kingdom
- ⁹⁶Also at Institute of Nuclear Physics of the Uzbekistan Academy of Sciences, Tashkent, Uzbekistan