

# Car accidents and number of stopped cars due to road blockage on a one-lane highway

N Boccara<sup>†‡</sup>, H Fuk<sup>†</sup> and Q Zeng<sup>†</sup>

<sup>†</sup>University of Illinois at Chicago, Dept. of Physics, Chicago, IL 60607-7059, USA

<sup>‡</sup>DRECAM/SPEC, CE Saclay, 91191 Gif sur Yvette, France

Short title: Car accidents and blockage

May 6, 2019

**Abstract.** Within the framework of a simple model of car traffic on a one-lane highway, we study the probability for car accidents to occur when drivers do not respect the safety distance between cars, and, as a result of the blockage during the time  $T$  necessary to clear the road, we determine the number of stopped cars as a function of car density. We give a simple theory in good agreement with our numerical simulations.

## 1. Car accidents

In the past few years, many highway traffic models formulated in terms of cellular automata have been studied, both in one [1–5] and two dimensions [6–7]. For the one-dimensional case, several topological variations of the basic model have been proposed, including road crossing [10], road with junction [11] and two-lane highway [12–14]. Recently, experimental features and complex spatiotemporal structures of real traffic flows have been investigated [15, 16].

One of the simplest models is defined on a one-dimensional lattice of  $L$  sites with periodic boundary conditions. Each site is either occupied by a vehicle, or empty. The velocity of each vehicle is an integer between 0 and  $v_{\max}$ . If  $x(i, t)$  denotes the position of the  $i$ th car at time  $t$ , the position of the next car ahead at time  $t$  is  $x(i + 1, t)$ . With this notation, the system evolves according to a synchronous rule given by

$$x(i, t + 1) = x(i, t) + v(i, t + 1), \quad (1)$$

where

$$v(i, t + 1) = \min(x(i + 1, t) - x(i, t) - 1, x(i, t) - x(i, t - 1) + a, v_{\max}) \quad (2)$$

is the velocity of car  $i$  at time  $t + 1$ .  $x(i + 1, t) - x(i, t) - 1$  is the gap (number of empty sites) between cars  $i$  and  $i + 1$  at time  $t$ ,  $x(i, t) - x(i, t - 1)$  is the velocity  $v(i, t)$  of car  $i$  at time  $t$ , and  $a$  is the acceleration.  $a = 1$  corresponds to the deterministic model of Nagel and Schreckenberg [1], while the case  $a = v_{\max}$  has been considered by Fukui and Ishibashi [17]. In this last case, the evolution rule can be written

$$x(i, t + 1) = x(i, t) + \min(x(i + 1, t) - x(i, t) - 1, v_{\max}). \quad (3)$$

This is a cellular automaton rule whose radius is equal to  $v_{\max}$ . The case  $a < v_{\max}$  is a second order rule, that is, the state at time  $t + 1$  depends upon the states at times  $t$  and  $t - 1$ .

We studied the probability for a car accident to occur when drivers do not respect the safety distance. More precisely, if at time  $t$ , the velocity  $v(i + 1, t)$  of car  $i + 1$  was positive, expecting this velocity to remain positive at time  $t + 1$ , the driver of car  $i$

increases the safety velocity  $v(i, t + 1)$  given by (2) by one unit, with a probability  $p$ . The evolution rule (1) is then replaced by

$$\text{if } v(i + 1, t) > 0, \quad \text{then } x(i, t + 1) = x(i, t) + v(i, t + 1) + \Delta V, \quad (4)$$

where  $\Delta V$  is a Bernoulli random variable which takes the value 1 with probability  $p$  and zero with probability  $1 - p$ . If  $v(i + 1, t + 1) = 0$ , it is clear that this careless driving will result in an accident.

When the car density  $\rho$  is less than the critical car density  $\rho_c = (1 + v_{\max})^{-1}$ , the average number of empty sites between two consecutive cars is larger than  $v_{\max}$ , the fraction  $n_0$  of stopped cars is zero and no accident can occur. If  $\rho > \rho_c$ , the average velocity is less than  $v_{\max}$ ,  $n_0$  increases with  $\rho$  and careless driving will result in a number of accidents. This number will, however, go to zero for  $\rho = 1$ , since, in this case, all cars are stopped. The probability for a car accident to occur should, therefore, reach a maximum for a car density  $\rho$  between  $\rho_c$  and 1.

Neglecting time correlations, we may determine an approximate probability for an accident to occur. Let  $n$  be the number of empty sites between cars  $i$  and  $i + 1$  at time  $t$ . If the three conditions

$$0 \leq n \leq v_{\max}, \quad v(i + 1, t) > 0, \quad v(i + 1, t + 1) = 0 \quad (5)$$

are satisfied then car  $i$  will cause an accident at time  $t + 1$ , with a probability  $p$ . Therefore, the value  $P_{as}$  of the probability *per site* and *per time step* for an accident to occur is given by

$$P_{as} = pn_0(1 - n_0) \sum_{n=0}^{v_{\max}} \rho^2(1 - \rho)^n = p\rho(1 - (1 - \rho)^{v_{\max}+1})n_0(1 - n_0). \quad (6)$$

Dividing by  $\rho$ , one obtains the probability *per car* and *per time step* for an accident to occur

$$P_{ac} = p\rho(1 - (1 - \rho)^{v_{\max}+1})n_0(1 - n_0). \quad (7)$$

The simplest approximate expression for the fraction  $n_0$  of stopped cars as a function of car density, satisfying the above-mentioned conditions, is

$$n_0 = \frac{\rho - \rho_c}{1 - \rho_c}. \quad (8)$$

This approximation is rather crude. In particular, it neglects the fact that  $n_0$  should depend upon  $v_{\max}$ . However, as shown in Figure 1, for  $v_{\max} = 3$  and  $a = 1$ , this linear approximation is in rather good agreement with our numerical results. Substituting (8) in (7) yields

$$P_{ac} = p\rho(1 - (1 - \rho)^{v_{\max}+1}) \frac{(\rho - \rho_c)(1 - \rho)}{(1 - \rho_c)^2}. \quad (9)$$

Figure 2 represents the probability  $P_{ac}$  as a function of  $\rho$  determined numerically and its value given by (9).

## 2. Stopped cars due to blockage

As a result of an accident (or any other cause such as road works), the traffic is blocked during the time  $T$  necessary to clear the road. For a given  $T$ , the number  $N(\rho)$  of blocked cars is clearly an increasing function of the car density  $\rho$ . To determine the expression of  $N$ , we shall distinguish two regimes.

If  $\rho \leq \rho_c$ , the average car velocity is  $v_{\max}$ . Since the average number of empty sites between two consecutive cars is equal to

$$d(\rho) = \frac{(1 - \rho)}{\rho}, \quad (10)$$

the line of stopped cars increases by one unit during the time interval

$$\frac{v_{\max}}{d(\rho)}. \quad (11)$$

Hence, during the time  $T$  the number  $N$  of blocked cars is given by

$$N(\rho) = T \frac{\rho(1 - \rho_c)}{(1 - \rho)\rho_c}. \quad (12)$$

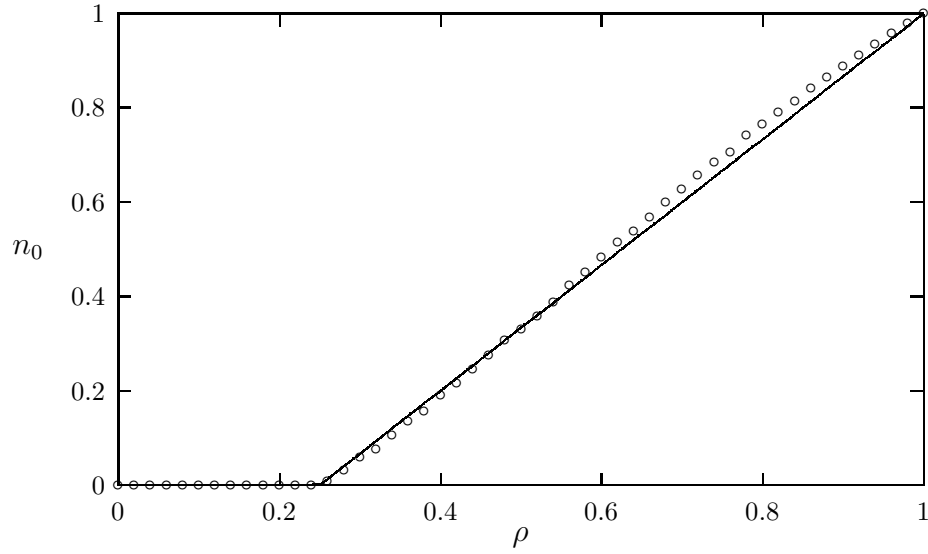
For  $\rho = \frac{1}{2}$  the average number of empty sites between two consecutive cars is equal to  $d(\frac{1}{2}) = 1$ , and the average number of blocked cars increases by one unit at each time step.  $N(\rho)$  increases, therefore, from  $T$  to  $T + 1$  when  $\rho$  increases from  $\rho_c$  to  $\frac{1}{2}$  (note that the first blocked site is occupied). When  $\rho > \frac{1}{2}$ ,  $d(\rho) < 1$ , and the average number of blocked cars is then given by

$$N(\rho) = T + \frac{1}{d(\rho)} = T + \frac{\rho}{1 - \rho}. \quad (13)$$

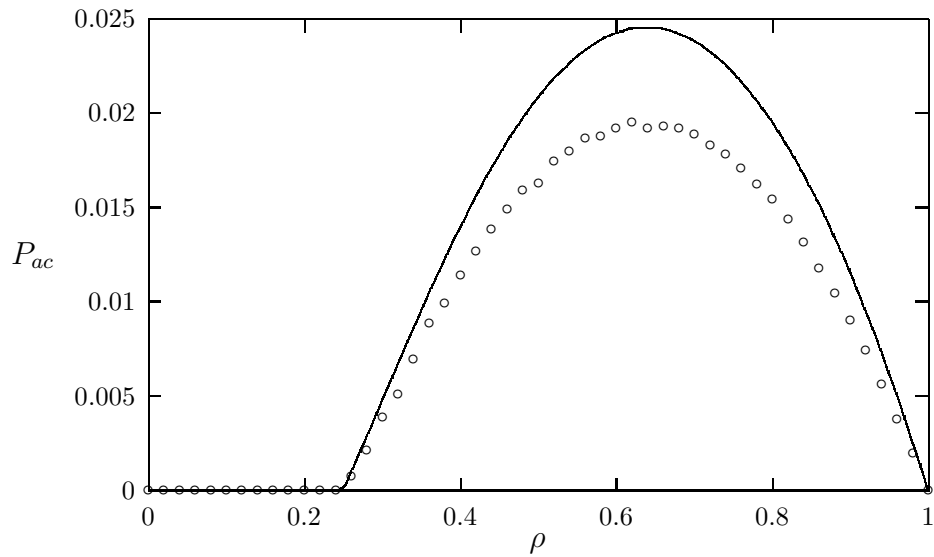
Figure 3 represents the average number of blocked cars as a function of the car density  $\rho$ . The agreement with the approximate expressions of  $N(\rho)$ , given by (12) and (13), is very good.

- [1] K. Nagel and M. Schreckenberg, *J. Physique I* **2**, 2221 (1992).
- [2] K. Nagel and H. J. Herrmann, *Physica A* **199**, 254 (1993).
- [3] A. Schadschneider and M. Schreckenberg, *J. Phys. A* **26**, L679 (1993).
- [4] M. Schreckenberg, A. Schadschneider, K. Nagel, and N. Ito, *Phys. Rev. E* **51**, 2939 (1995).
- [5] L. C. Q. Vilar and A. M. C. de Souza, *Physica A* **211**, 84 (1994).
- [6] O. Biham, A. A. Middleton, and D. Levine, *Phys. Rev. A* **46**, R6124 (1992).
- [7] S. Tadaki and M. Kikuchi, *Phys. Rev. E* **50**, 4564 (1994).
- [8] S. Tadaki and M. Kikuchi, *J. Phys. Soc. Japan* **64**, 4504 (1995).
- [9] J. M. Molera, F. C. Martinez, J. A. Cuesta, and R. Brito, *Phys. Rev. E* **51**, 175 (1995).
- [10] Y. Ishibashi and M. Fukui, *J. Phys. Soc. Japan* **65**, 2793 (1996).
- [11] S. C. Benjamin, N. F. Johnson, and P. M. Hui, *Journal of Physics A* **29**, 3119 (1996).
- [12] T. Nagatani, *J. Phys. Soc. Japan* **63**, 52 (1994).
- [13] T. Nagatani, *Journal of Physics A* **29**, 6531 (1996).
- [14] M. Rickert, K. Nagel, M. Schreckenberg, and A. Latour, *Physica A* **231**, 534 (1996).

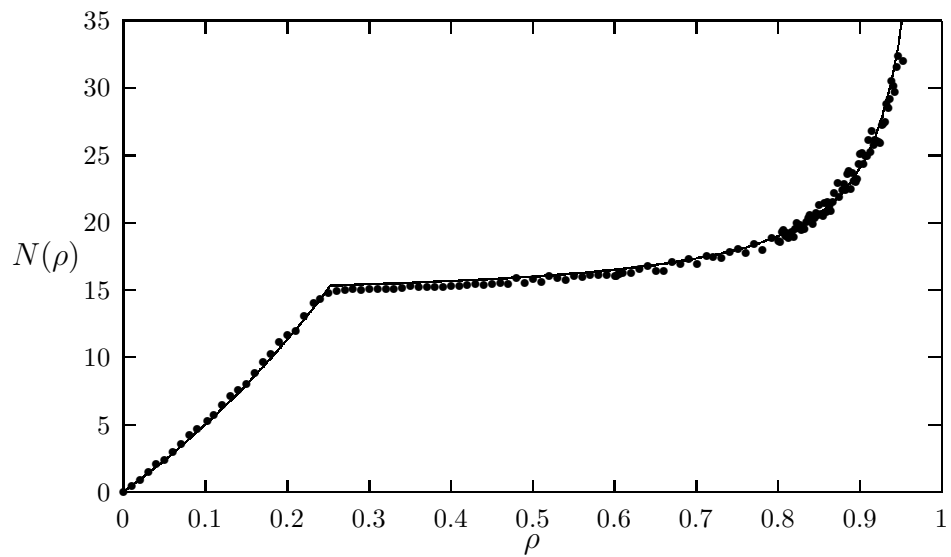
- [15] B. S. Kerner and H. Reborn, Phys. Rev. E **53**, R1297 (1996).
- [16] B. K. S. and H. Reborn, Phys. Rev. E **53**, R4275 (1996).
- [17] M. Fukui and Y. Ishibashi, J. Phys. Soc. Japan **65**, 1868 (1996).



**Figure 1.** Fraction of stopped cars  $n_0$  as a function of the car density  $\rho$  for  $v_{\max} = 3$  and  $a = 1$ . The solid line represents the linear approximation  $n_0 = (\rho - \rho_c)/(1 - \rho_c)$ .



**Figure 2.** Probability  $P_{ac}$  per car and per time step for an accident to occur as a function of the car density  $\rho$  for  $v_{\max} = 3$  and  $a = 1$ . The solid line corresponds to the approximation given by (9).



**Figure 3.** Average number of blocked cars as a function of the car density  $\rho$ . The solid line corresponds to the approximate expressions (12) and (13).