

# Learning from mistakes

Dante R. Chialvo<sup>\*†</sup> and Per Bak<sup>\*‡</sup>

<sup>‡</sup>*Niels Bohr Institute, Blegdamsvej 17, Copenhagen, Denmark.* <sup>†</sup>*Division of Neural Systems, Memory and Aging, University of Arizona, Tucson, AZ 85724, USA.* <sup>\*</sup>*Santa Fe Institute, 1399 Hyde Park Rd., Santa Fe, NM 87501, USA.*

(November 26, 2024)

## Abstract

A simple model of self-organised learning with no classical (Hebbian) reinforcement is presented. Synaptic connections involved in mistakes are depressed. The model operates at a highly adaptive, probably critical, state reached by extremal dynamics similar to that of recent evolution models. Thus, one might think of the mechanism as synaptic Darwinism.

It is widely believed that learning in the brain resides in alterations of synaptic efficacy. Without exception, contemporary formulations of such learning follows Hebb's ideas [1] of reinforcement: synaptic connections among neurons excited during a a given firing pattern are strengthened by a process of long term potentiation (LTP).

However, long term synaptic depression (LTD) in the mammalian brain is almost as prevalent as potentiation, but there appears to be little or no understanding of its functional role. Working hypotheses covers a wide range, where depression is given always an auxiliary function to potentiation [2]. A recent review [3], reflecting the current variety of ideas regarding the functional role of LTD, speculates: "Although it is conceivable that LTP is the critical phenomena used for storing information, and that LTD may exist simply to reset

LTP, it must be noted that it is also conceivable for the converse to be true.”

We present an alternative to Hebbian learning. Turning things upside down, we suggest that LTD is, in some instances of learning and development, the fundamental mechanism with LTP playing a secondary role. This view is supported by studies of a simple neuronal learning model. There are two fundamental differences between the classical view of learning by reinforcement and the view discussed here:

1) Learning by reinforcing good responses is a process that by definition never stops. There is not an explicit rule that ends the reinforcement whenever the goal has been reached. On the other hand, if learning proceeds only by correcting mistakes it implies a process that stops as soon as the goal is achieved. This prevents formation of “deep holes”, i.e. highly stable states from which adaptation to new rules is difficult and slow, requiring, perhaps, a significant amount of random noise.

2) If an adaptive system is placed on a new environment, or otherwise subjected to learn something new, the likelihood of making mistakes is generally larger than the chance to be initially right. Therefore, the opportunity to shape synapses is larger for the adaptive mechanism that only relies on mistakes, leading to faster convergence.

In order to develop these ideas, a model of a adaptive neural structure has been constructed. Although it is only a caricature of a real brain, all the ingredients are biologically reasonable and correspond to well- documented physiological processes. The model is completely self-organised with no need for external computation of synaptic strengths, in contrast to, for instance, feed-forward and back-propagation neural networks. All control mechanisms are local at the post-synaptic site of the active neurons, and information is fed back globally to all neurons.

Each neuron receives input from, and sends output to, several other neurons. Just about any arbitrary architecture, for instance a completely random one, can be chosen. For descriptive purposes, however, consider a two layer network where  $K$  represents the outputs,  $I$  the inputs and  $J$  the middle layer (Figure 1). Each input is connected with each neuron in the middle layer which, in turn, is connected with each output neuron, with weights  $W$

representing the synaptic strengths. The network must learn to connect each input with the proper output for any arbitrary associative mapping. The weights are initially randomised,  $0 < W < 1$ .

In order to achieve efficient self-organised learning, it is essential to keep the activity low [4]. Here, we assume that *only one* neuron  $k$ , namely the one which has the largest  $w(k, j)$ , fires at each time step [5]. This type of “extremal dynamics” is known to organise dynamical systems into a highly adaptive (high susceptibility) critical state, [6] [7] most notably in recent models of biological evolution [8].

The dynamical process in its entirety is as follows:

An input neuron is chosen. The neuron  $j_m$  in the middle layer with the largest  $w(j, i)$  is firing. Next, the output neuron  $k_m$  with the maximum  $w(k, j_m)$  is firing. If the output  $k$  happens to be the desired one, **nothing** is done, otherwise  $w(k_m, j_m)$  and  $w(j_m, i)$  are both depressed by a fixed amount  $\delta$ , which is redistributed among the other incoming synapses to the same two neurons. The redistribution can be either uniform, or to one randomly selected input.

The iterative application of this rule leads to a quick convergence to any arbitrary input-output mapping. Figure 2 shows this for a map (labelled “a”) where seven inputs 1-7 are mapped to the corresponding seven outputs, 1-7, in a few hundred time steps. Re-mapping to new cases is straightforward for this network. After learning the identity map the network is exposed successively to five other associative maps, labelled “b” through “e” respectively, where the definition of correct outputs have been modified. It can be seen that the error (plotted in the top diagram) quickly returns to zero indicating that the new pattern has been completely learned.

The reason for quick re-learning (adaptation) is simple. The rule of adaptation assures that synaptic changes only occur at neurons involved in wrong outputs. The landscape of weights is only re-shaped to the point where the new winners barely support the new correct output, with the old pattern only slightly suppressed. Thus, only a slight suppression of a currently active pattern is needed in order to generate new patterns when need be. In

particular, re-learning of “old” patterns which have been correct once in the past is fast. This is illustrated in figure 2, where the pattern “a” is learned much faster the second time. The landscape of synaptic strength in our model after many learning cycles consist of very many values which are very close to those of the active ones, a manifestation of the critical nature of the state.

This contrasts with the classical reinforcement scenario where at the end of some pre-established learning period the correct synapses are dominating the incorrect ones. Adaptation is slow, i.e. new learning has to start essentially from scratch, and there is no memory kept of old patterns.

The scaling of the learning time with the size of the middle layer is interesting. A network with a large middle layer offers many more options to the system to select amongst, when an incorrect pattern is suppressed. This speeds up the learning of the correct associations, as shown in Figure 3 where the average learning time is plotted for a network with constant number (seven used here) of units in the  $I$  and  $K$  layers and increasing number of neurons in the middle layer. It can be seen that performance improves for increasing ratios, an increase of one order of magnitude in the divergence ratio speed up learning two orders of magnitude. Results for re-learning scale in the same qualitative way. Bigger is better, in contrast with reinforcement methods where learning is slower in bigger systems. For constant middle layer’ size, the scaling of learning time versus input (and output) layer size  $N$  goes  $\sim N^2$ , also in contrast with reinforcement models where the scaling is usually exponential on  $N$ .

In order to illustrate the robustness of the model, which is important for our mechanism to have any biological relevance, we have studied an architecture where each of  $n$  neuron is arbitrarily connected to a number  $n_c$  of other neurons. A number of neurons ( $n_i$  and  $n_o$ ) are arbitrarily selected as input and output neurons, respectively. If, after a number of firing events, the correct output has not been reached, each synapse in the chain of firings is depressed as before. If the correct output is achieved there is no modification. A system with  $n = 25$ ,  $n_i = n_c = n_o = 5$  behaves like the layered structure presented above. This illustrates the development of structure even in the case where all initial connections are

absolutely uncorrelated.

In addition to giving insight into mechanisms for learning in the brain, the ideas presented here could be useful for other artificial learning processes. To demonstrate this point an “agent” has been constructed using a two layers architecture (similar to the one discussed above). The agent is supposed to track a moving target, which makes one (or more) steps randomly to the left or to the right at each time step. The “sensory” input layer gives the position of the agent relative to the target. The output cells can be thought of as muscles moving the agent to the left or to the right by various amounts. A correct output is one which takes the agent closer to the target, a wrong output, triggering modifications of synaptic strengths, is one that does not. Seven inputs and seven outputs, and three hundred units in the middle layer were used. Figure 4 illustrates the initial process of learning, and the response to various drastic perturbations to the network [10] The network is able to discover all by itself the proper map of connections between sensory and motor neurons that ensures a perfect tracking.

The biological plausibility of the schema depends on the realization at the neuronal level of two crucial features:

a) Activity propagates through the strongest connections, i.e. a winner-takes-all action. This can be fulfilled by a local circuit organisation, known to exist in all cortices, where feed-forward and recurrent excitations competes with lateral and feedback inhibitory connections. The robustness of such operation have been extensively studied on detailed neuronal models [9]. The coexistence of LTD in some of these structures might not be just coincidental [11]. Alternatively, a global threshold mechanism keeping the firing rate low would suffice.

b) Depression of synaptic efficacy involves the entire path of firing neurons. A process must exist such that punishment can be relayed long after the neuron has fired, when the response from the outer world to the action is known. We conjecture a mechanism of “tagging” synapses for subsequent LTD, analogous to (but mirroring) recently reported tagging of synapses for LTP [12].

Historically, processes that were thought of as directed learning have been shown to

be caused by selection. The Lamarquean view of evolution as a learning process, where useful acquired features are strengthened was replaced by the Darwinian view of evolution as a selection process, where the unfit species are weeded out. A similar paradigm shift occurred in immunology. Ironically, if our thinking turns out to be correct, learning is not a (directed) learning process either, but also an evolutionary selection process where incorrect connections are weakened.

## REFERENCES

- [1] D. O. Hebb, *The organisation of behaviour*. (Wiley, New York, 1949).
- [2] Implicit or explicit inclusion of some sort of depression is most commonly included in models for mathematical convenience in order to prevent unbounded growth of the synaptic weights. Is is mostly justified by the mathematics of the models rather by the biology supposed to be represented in them.
- [3] C. A. Barnes, A. Baranyi, L. J. Bindman, Y. Dudal, Y. Fregnac , M. Ito, T. Knopfel, S. G. Lisberger, R. G. M. Morris, M. Moulins, J. A. Movshon, W. Singer, L. R. Squire. Group report: Relating activity-dependent modifications of neuronal function to changes in neural systems and behaviour. In *Cellular and Molecular Mechanisms underlying Higher Neural Functions*. 81-79. A. I. Selverston and P. Ascher, (eds); (John Wiley and Sons Ltd, New York, 1994)
- [4] D. Stassinopoulos and P. Bak, Phys. Rev. E **51**, 5033 (1995).
- [5] A realistic network will require local excitatory and long range inhibitory connections implementing the winner-take-all operation equivalent to the explicit selection of the unit with the strongest weight; see for instance: A. L. Yuille and D. Geiger. Winner-take-all mechanisms. In *The Handbook of Brain Theory and Neural Networks*. M.A. Arbib (ed) 1056-1060; (The MIT Press Cambridge, 1995).
- [6] P. Bak, C. Tang, and K. Wiesenfeld, Phys. Rev. Lett. **59**, 381 (1987); Phys. Rev. **A38**, 364 (1988).
- [7] P. Bak, *How nature works: the science of self-organised criticality*. (Springer, New York, 1996; Oxford University Press, 1997).
- [8] P. Bak and K. Sneppen, Phys. Rev. Lett. **71**. 4083 (1993).
- [9] T. Kohonen, *Self Organising Maps*. (Springer, NY, 1996), pp. 132-136.

- [10] The computer code used in this simulation can be found at <http://www.santafe.edu/~dchialvo/psprints.html>.
- [11] F. Crepel, N. Hemart, D. Jaillard, H. Daniel Long-term depression in the cerebellum. In *The Handbook of Brain Theory and Neural Networks*. M. A. Arbib (ed) 560-563; 1995, The MIT Press, Cambridge. See also G. T. Bartha, R. F. Thompson. Cerebellum and Conditioning. In *The Handbook of Brain Theory and Neural Networks*. M. A. Arbib (ed) 169-172; (The MIT Press Cambridge, 1995).
- [12] U. Frey and R. G. M. Morris, *Nature* **385**, 533-536 (1997)

† [dchialvo@santafe.edu](mailto:dchialvo@santafe.edu), WWW <http://www.santafe.edu/~dchialvo>.

‡ [bak@selforg.nbi.dk](mailto:bak@selforg.nbi.dk).

Work supported by NIMH grant MH 50064 and the Danish Research Council, SNF grant 9600585.. The Santa Fe Institute receives funding from the John D. and Catherine T. MacArthur Foundation, the NSF (PHY9021437) and the U.S. Department of Energy (DE-FG03-94ER61951).



FIGURES

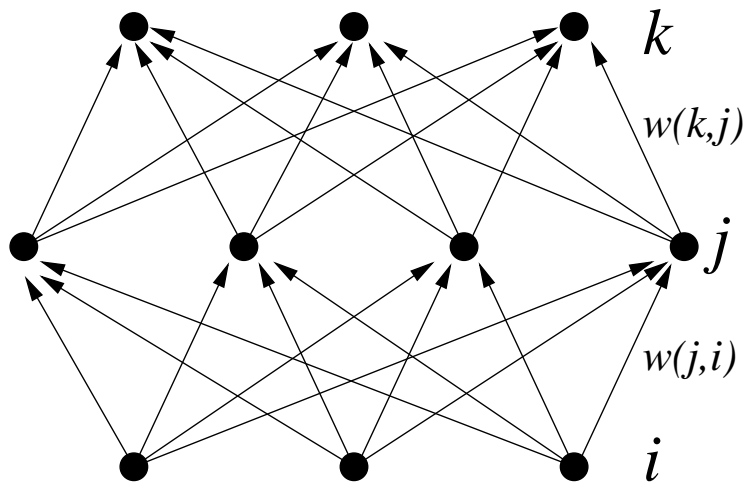


FIG. 1. Neurons in layer  $J$  have synaptic connections with all inputs in  $I$  and connect with all neurons in layer  $K$ .

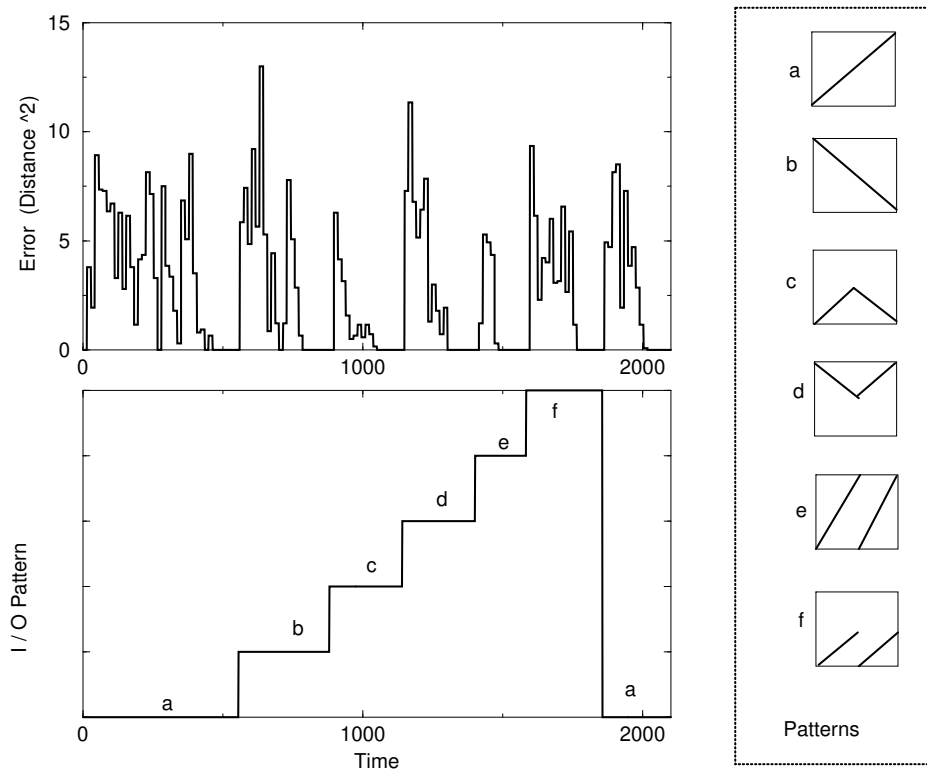


FIG. 2. Learning six associative mapping (patterns illustrated in the right box, showing the outputs (y-axis) to be connected with the inputs (x-axis)). Seven inputs and outputs and three hundreds neurons in the middle layer were used with  $\delta = .01$ . The bottom diagram shows which of the six patterns is being presented at a given time. The top diagram shows the relative distance between the desired output and the net's current output. A distance of zero means perfect learning has been achieved; after 50 additional iterations, (for visualization purposes), a new pattern is presented

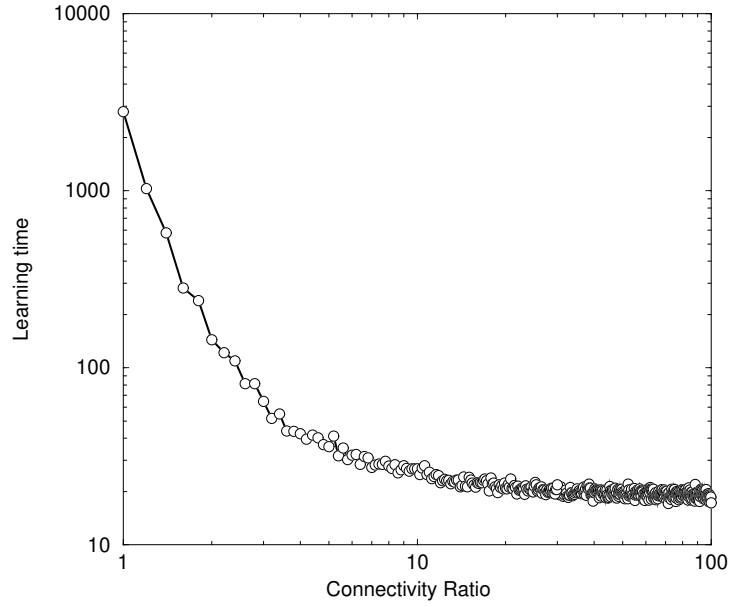


FIG. 3. Scaling of the average learning time (per input) as a function of the middle layer/input layer ratio. Values represent means of 128 realizations. Learning time is defined as the number of steps required to learn all input-output associations.

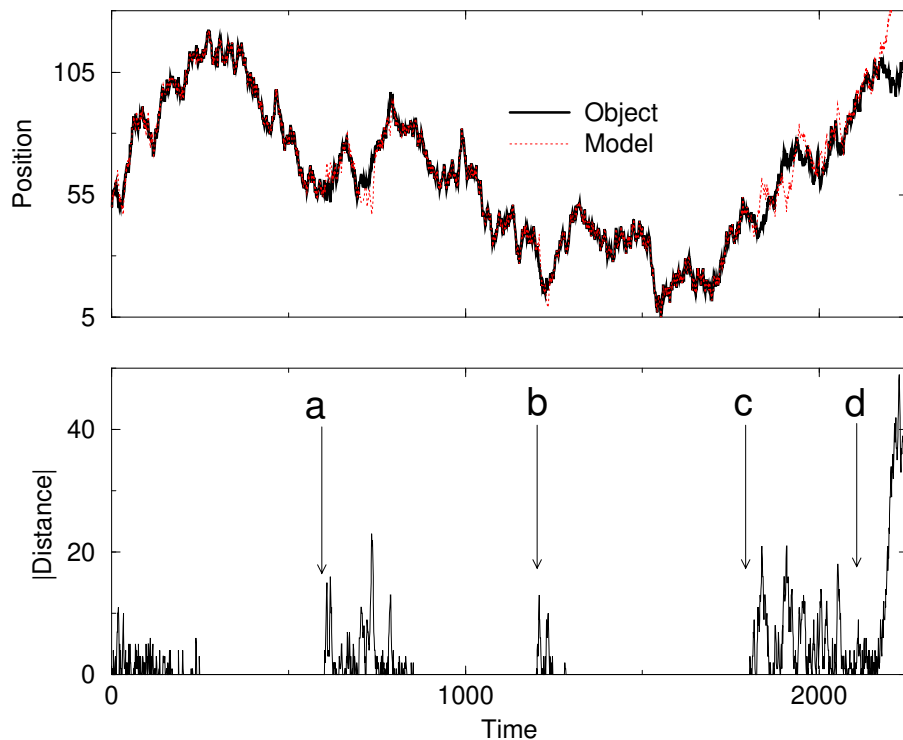


FIG. 4. An autonomous agent learning to track a randomly moving object, subjected to various (some drastic) perturbations. Top diagram: Position of the object (continuous line) and of the agent (dashed line) as a function of time. Bottom diagram: Tracking error as a function of time expressed as absolute value of the distance between the object and the model. At about 250 time steps the model has learned to perfectly track the object. **(a)**: At the time indicated by the arrow the inputs are inverted. The network re-maps in a few hundred steps and the error goes back to zero. **(b)**: 75 per cent of the synapses are randomised at the time indicated by the arrow. The network quickly reorganises and decreases the error. **(c)**: 75 per cent of the synapses are removed from the middle layer. The error grows and although it returns to relatively small values, it is no longer able to perfectly track the object. **(d)**: 75 per cent of the input synapses are removed. The network can not cope with the damage and the agent takes off in the wrong direction.