

Extended quintessence and the primordial helium abundance

Xuelei Chen^{*1}, Robert J. Scherrer^{†1,2}, Gary Steigman^{‡1,2}

¹*Department of Physics, The Ohio State University, Columbus, OH 43210*

²*Department of Astronomy, The Ohio State University, Columbus, OH 43210*

(October 27, 2018)

In extended quintessence models, a scalar field which couples to the curvature scalar R provides most of the energy density of the universe. We point out that such models can also lead naturally to a decrease in the primordial abundance of helium-4, relieving the tension which currently exists between the primordial helium-4 abundance inferred from observations and the amount predicted by Standard Big Bang Nucleosynthesis (SBBN) corresponding to the observed deuterium abundance. Using negative power-law potentials for the quintessence field, we determine the range of model parameters which can lead to an interesting reduction in the helium-4 abundance, and we show that it overlaps with the region allowed by other constraints on extended quintessence models.

I. INTRODUCTION

A great deal of observational evidence currently points toward a cosmological model with a nonzero cosmological constant Λ . A combination of the supernova Ia measurements [1], measurements of the baryon fraction in galaxy clusters [2], and the location of the first acoustic peak of the microwave background anisotropies [3] suggests a model with $\Omega_M = 0.3 - 0.4$ and $\Omega_\Lambda = 0.6 - 0.7$.

A genuine cosmological constant is a disaster from the standpoint of particle physics, in which the most natural value of Λ is many orders of magnitude larger than the “observed” value (see Ref. [4] for a review). However, even if a plausible particle physics mechanism were developed to produce such a small value of Λ , a second problem remains: why are Ω_Λ and Ω_M comparable today? Since Ω_Λ and Ω_M scale very differently with the cosmological expansion factor, this coincidence suggests that we live in a very special epoch. This problem has been dubbed the “cosmological constant coincidence problem” to distinguish it from the more fundamental cosmological constant problem [5,6].

A possible solution to the coincidence problem is to assume that the apparent cosmological constant is not, in fact, a true constant vacuum energy density, but instead is due to the energy density of a scalar field ϕ , a possibility which has come to be known as *quintessence*. It might then be possible to couple the behavior of this field to the background matter density in such way as to achieve ‘naturally’ the desired result, namely $\Omega_\phi \approx \Omega_M$ today. Of course, in this case, the scalar field may have an equation of state intermediate between matter and a cosmological constant. This possibility was explored in some detail by Zlatev et al. [5] (see also reference [6]) who argued that a certain class of solutions (“tracking solutions”) will evolve toward the desired behavior independent of the initial conditions. Although such models still require fine tuning to produce $\Omega_\phi \approx \Omega_M$ today [7], they seem to be pointing in a more plausible direction toward this result.

These investigations assumed minimally-coupled scalar fields, but it was soon realized that coupling the scalar field

to the curvature scalar R opens up another range of possibilities, dubbed “extended quintessence.” Uzan [8] examined the general case of a non-minimally coupled scalar field evolving in an exponential or power-law potential, and Amendola [9] explored a general class of couplings and potentials. Non-minimally coupled models suffer from the potential problem that the gravitational constant G varies in time [9,10], but they have nonetheless received a great deal of recent attention as possible models for quintessence [11] - [13].

In this paper, we point out an interesting consequence of non-minimally coupled quintessence models: under some circumstances these models can lead to a reduction in the primordial helium abundance. This is of interest because of a “tension” between the recent estimate of the primordial deuterium abundance, $D/H = 3.0 \pm 0.4 \times 10^{-5}$ [14], which leads to an estimate for the baryon/photon ratio of $\eta = 5.6 \pm 0.5 \times 10^{-10}$, and the corresponding SBBN predicted primordial helium-4 abundance of $Y_P = 0.248 \pm 0.001$. In contrast, the actual primordial helium abundance is likely lower. For example, Olive and Steigman found [15]

$$Y_P = 0.234 \pm 0.003(\text{stat.}), \quad (1)$$

while Izotov and Thuan obtained a higher value [16]

$$Y_P = 0.244 \pm 0.002(\text{stat.}). \quad (2)$$

While this apparent discrepancy is insufficient to discard SBBN, it certainly represents a “tension” in the model. Furthermore, in addition to the three standard model neutrinos, a sterile neutrino may be needed to explain the results from neutrino oscillation experiments [17]. If either or both of these were confirmed, or if there are any other light particles in the Universe, the breach between theory and observation on ${}^4\text{He}$ could become even wider.

In light of these SBBN results, any “natural” mechanism which lowers the primordial helium-4 abundance must be regarded as interesting. In this paper we show that extended quintessence models provide just such a mechanism. In Ref. [11], Perrotta et al. investigated the BBN constraint on the

extended quintessence model. They showed that the model is not ruled out by increasing helium, but they did not consider the more interesting possibility of decreasing helium.

In the next section, we review the evolution of the scalar field in these models and calculate the reduction in the abundance of helium-4 as a function of the model parameters. We determine whether an interesting reduction is consistent with other constraints on extended quintessence. Our results are summarized in Sec. 3. We shall use units in which $\hbar = c = 8\pi G_N = 1$ throughout, unless otherwise stated.

II. THE NON-MINIMALLY COUPLED QUINTESSENCE MODEL

The action for an extended quintessence model is given by [8,11]

$$S = \int d^4x \sqrt{-g} \left[f(R, Q) - \frac{1}{2} \omega(Q) Q^{;\mu} Q_{;\mu} - V(Q) + L_{\text{fluid}} \right], \quad (3)$$

where R is the curvature scalar of the space-time and Q is a scalar field. We adopt the Non-Minimally Coupled (NMC) model of Refs. [11,13], in which $\omega(Q) = 1$, $f(Q, R) = \frac{1}{2}F(Q)R$, and $F(Q)$ takes the form,

$$F(Q) = 1 - \xi(Q^2 - Q_0^2), \quad (4)$$

where Q_0 is the value of Q today. (The zero subscript will refer throughout to quantities evaluated at the present). Eq. (4) ensures that $F(Q) = 1$ today.

The coupling constant ξ in the NMC quintessence model is constrained by solar system limits on ω_{JBD} , the Jordan-Brans-Dicke parameter [11]:

$$\omega_{JBD} = \frac{F_0}{(\partial F / \partial Q)_0^2} > 500, \quad (5)$$

as well as the experimental limit on variation of the gravitational constant [11]:

$$|\dot{G}/G|_0 = |\dot{F}/F|_0 < 10^{-11} \text{yr}^{-1}. \quad (6)$$

Using the form for $F(Q)$ from Eq. (4), these limits translate into:

$$\xi Q_0 < 0.022, \quad (7)$$

from the solar system constraint, and

$$2\xi Q_0 \dot{Q}_0 < 10^{-11} \text{yr}^{-1}, \quad (8)$$

from the limits on the time variation of G .

In this model, the expansion rate of the Universe is

$$H^2 = \frac{1}{3F} \left(\rho_f + \frac{1}{2} \dot{Q}^2 + V(Q) + 6H\xi Q \dot{Q} \right), \quad (9)$$

where $\rho_f = \rho_m + \rho_r$ is the density contribution from matter and radiation (including neutrinos). The evolution of Q is governed by

$$\ddot{Q} + 3H\dot{Q} + \frac{\partial V}{\partial Q} + \xi RQ = 0. \quad (10)$$

The scalar curvature is given by

$$R = 6(\dot{H} + 2H^2) = \frac{1}{F} \left(\rho_f - 3p_f - \dot{Q}^2 + 4V + 6\xi(\dot{Q}^2 + Q\ddot{Q} + 3HQ\dot{Q}) \right). \quad (11)$$

As a specific case, we will consider the inverse power law potential for Q :

$$V(Q) = V_0 Q^{-\alpha}. \quad (12)$$

However, our final results can be generalized to other forms for the potential. It is known that with this type of potential, the quintessence energy redshifts more slowly than the radiation in the radiation-dominated era, and more slowly than the matter in the matter-dominated era, ultimately dominating at late times [5–7,13,18], thus providing an explanation for the observed accelerating expansion of the Universe [1]. The vacuum energy observed today is determined by V_0 but is not (or is only weakly) dependent on the initial value of Q , thus, partly addressing the ‘‘fine tuning problem’’ [5,6].

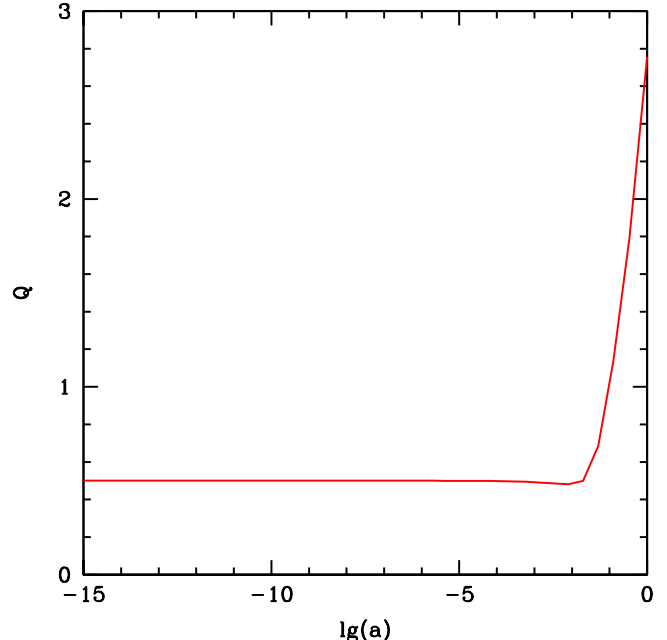


FIG. 1. The evolution of Q for a potential $V = V_0 Q^{-4}$, where V_0 is chosen to satisfy the boundary conditions given in equations (14), and $\xi = 0.007$.

A viable NMC cosmological model must satisfy the following boundary conditions at $a = 1$:

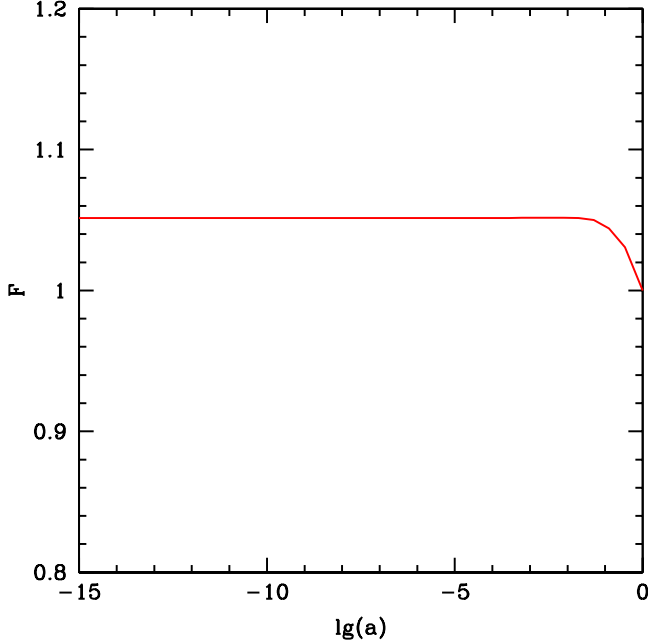


FIG. 2. As in Fig. 1, for the evolution of F .

- The effective gravitational constant today must be equal to the measured value, which translates to the requirement

$$F|_{a=1} = 1. \quad (13)$$

This condition is satisfied automatically by our definition in equation (4).

- After evolving the model from an early epoch to the present one, we must recover the present value of cosmological parameters, which we take to be:

$$\Omega_{M0} = 0.3, \quad H_0 = 65 \text{ km/sec/Mpc} \quad (14)$$

where, as noted above, we take $\Omega_0 = 1$. As an example, we show the evolution of Q , F , and the densities of interest which satisfy our boundary conditions in Figs. 1-3, for the case $V = V_0 Q^{-4}$, $\xi = 0.007$.

The general behavior of the NMC quintessence model with this potential was discussed in Ref. [13]; here we review it briefly. At sufficiently early times, the ξRQ term in equation (10) dominates the $\partial V/\partial Q$ term, and the field Q settles down to a slow roll regime, with an effective potential ξRQ balanced by a “frictional force” $-3H\dot{Q}$. (This dominance of the ξRQ term has been dubbed the “R-boost” [13]). In this regime, Q is nearly constant (as seen in Fig. 1), and the potential term V is sub-dominant; V affects neither the expansion nor the Q -evolution significantly. The slow roll holds until V becomes significant, after which Q begins to roll fast, and the quintessence kinetic and potential energy come to dominate.

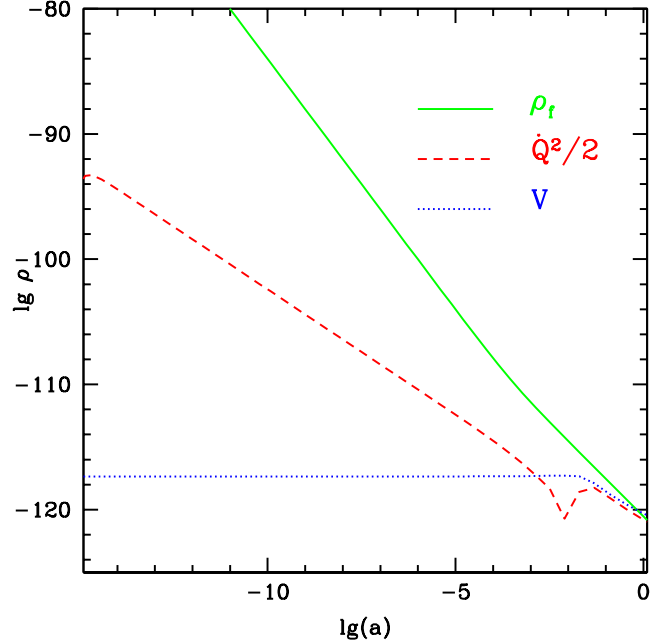


FIG. 3. As in Fig. 1, for the evolution of the fluid and Q-field energy densities.

In this regime, the ξRQ term can be neglected, and the field behaves as a minimally coupled “tracker” field with a negative power law potential [5–7,13,18]. The results we show in Figs. 1-3 are in agreement with those of Ref. [13].

Depending on the choice of the initial conditions, the history of the Q field may have a few more twists than described above; we refer the reader to Ref. [13] for more details. For our purpose, it is sufficient to note that the early slow roll and the late tracker behavior are common features for most of these models, and we will confine our investigation to the range of parameters for which this behavior holds.

Our model appears to have four free parameters: V_0 , α , ξ , and Q_i (the initial value of Q), which together determine Q_0 . Note, however, that Q_0 is almost completely independent of Q_i , as a consequence of the tracker behavior of the model [5,6]. This is displayed in Fig. 4

Hence, Q_0 is effectively only a function of α , V_0 , and ξ . However, once we fix α , and ξ , the value of V_0 is fixed by boundary conditions of Eq. (14). So effectively, α and ξ , along with the boundary conditions, fix Q_0 . This dependence is shown in Fig. 5. It is obvious from this figure that Q_0 is also nearly independent of ξ . This follows from the fact that the term containing ξ in Eq. (10) is subdominant once tracking behavior starts. Hence, it is a good approximation to take Q_0 to be a function of α alone for boundary conditions fixed as in Eq. (14).

Since the solar system limit (Eq. 7) is a constraint on ξ and Q_0 , it translates into a constraint on ξ for a given value of α . This limit is shown in Fig. 6. For the models we consider here, the limit from equation (8) is subdominant and can be

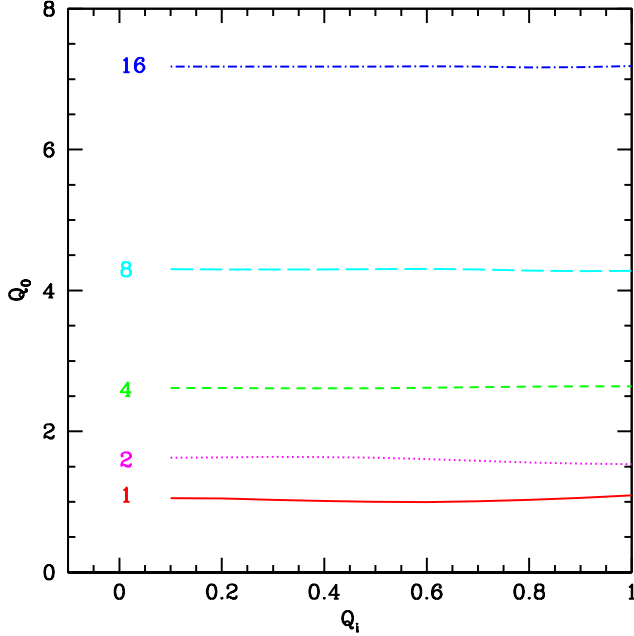


FIG. 4. Q_0 as a function of Q_i for various values of α , shown on the left side of each curve, for $\xi = 0.02$.

ignored.

Now consider the effect on the expansion rate. Let H be the Hubble parameter in our NMC quintessence model, and let \bar{H} be the Hubble parameter in a fiducial (no quintessence) model, which we take to be a standard Λ CDM model with $\Omega_\Lambda = 0.7$, $\Omega_0 = 1$. (Our specific choice of fiducial model is relevant only at late times and does not affect our BBN calculations, but we choose this particular model for definiteness). In order to reduce the helium abundance, we would like $H < \bar{H}$, which implies $F > 1$, during BBN. However, when V dominates, Q rolls “down hill” in the positive direction (assume $Q > 0$), so $Q_0 > Q_{BBN}$. Therefore, we find $F > 1$ if and only if $\xi > 0$.

The change in expansion rate can be parametrized by a speed-up factor ζ :

$$\zeta \equiv \frac{H}{\bar{H}}. \quad (15)$$

The evolution of $\zeta - 1$ in the model of Figs. 1-3 is shown in Fig. 7. The region at the right side of the graph for which $\zeta - 1 > 0$ arises after the quintessence field enters the tracker regime; in this regime the scaling of ρ_Q with a is different than the scaling of ρ_Λ in our fiducial model. This behavior is, however, irrelevant for BBN; the value of $\zeta - 1$ during BBN depends only on the radiation content of our fiducial model.

During BBN, ρ_f dominates the density in equation (9), so the speed-up factor is determined primarily by the effective gravitational constant F . Since the Q field is almost frozen during the radiation dominated era, we have $Q \approx Q_i$, so

$$\zeta - 1 \approx -\frac{1}{2}(F - 1) \approx \frac{1}{2}\xi(Q_i^2 - Q_0^2), \quad (16)$$

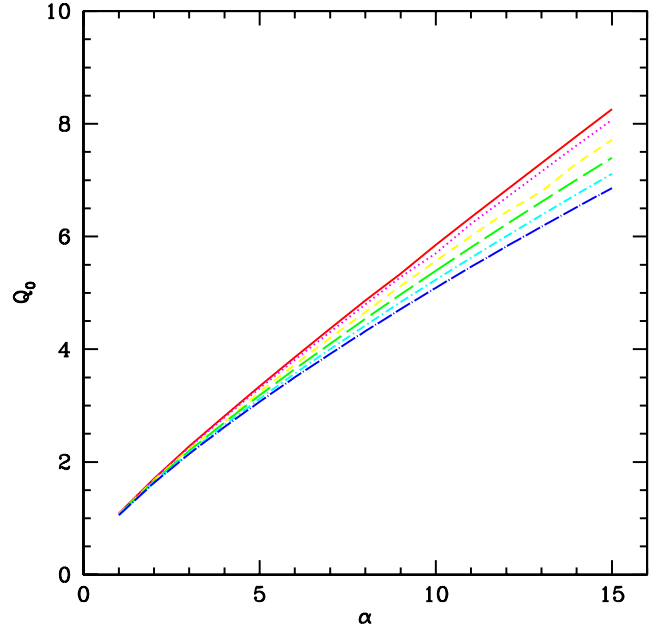


FIG. 5. Q_0 as a function of α , for (from top to bottom) $\xi = 0.002, 0.004, 0.008, 0.012, 0.016, 0.02$.

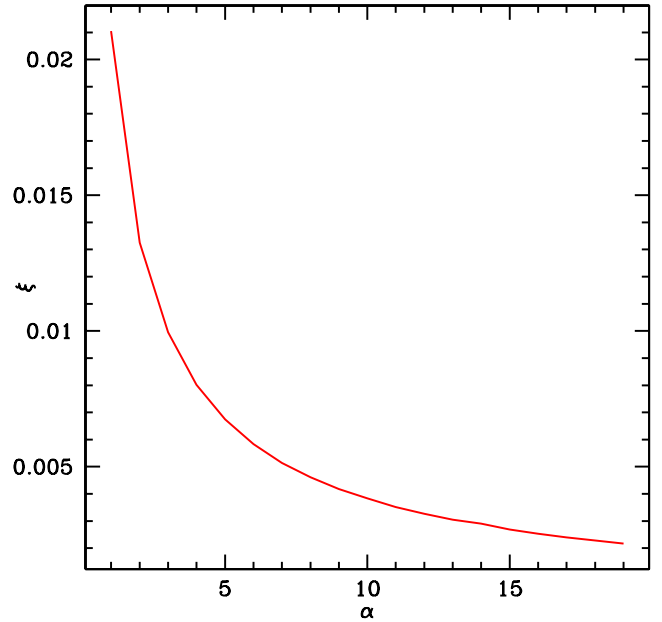


FIG. 6. The strongest coupling for a given α allowed by solar system experiments.

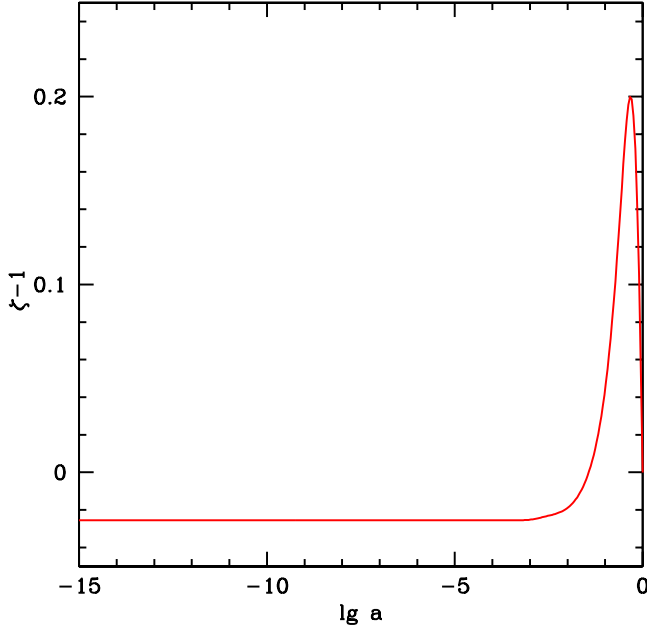


FIG. 7. As in Fig. 1, for the evolution of the speed-up factor ζ .

for $\zeta - 1 \ll 1$. We are primarily interested in the case $Q_i \ll Q_0$, because it is in this regime one expect a large negative $\zeta - 1$. In this case, we get

$$\zeta - 1 \approx -\frac{1}{2}\xi Q_0^2. \quad (17)$$

As we have seen, Q_0 is effectively only a function of α , with a slight residual dependence on ξ for the boundary conditions fixed in Eq. (14). Hence, the speed-up factor will be a function of ξ and Q_0 alone; we expect $\zeta - 1 \propto \xi$ from Eq. (17), and Fig. 5 shows that Q_0 , and hence the magnitude of $\zeta - 1$ should increase with increasing α . The dependence of $\zeta - 1$ as a function of ξ and α is shown in Fig. 8.

Now consider the effect that the change in H will have on the primordial helium abundance. For all values of α considered here ($\alpha < 15$), F is essentially constant during BBN, so that we can take $\zeta - 1$ to be constant. It is then straightforward to calculate the change in the predicted primordial helium abundance (compared to SBBN). For small changes in the expansion rate at BBN virtually all the neutrons available when BBN begins are incorporated in helium-4, so the helium abundance is directly related to the neutron abundance. The faster the expansion the more neutrons are available and the more helium synthesized. A slower expansion has the opposite effect. For small deviations from the SBBN expansion rate

$$\Delta Y \approx 0.08(\zeta^2 - 1) \approx 0.16(\zeta - 1) \approx -0.08\xi Q_0^2. \quad (18)$$

In general, ΔY is a function of both α and ξ . However, we would like to find the largest possible value of ΔY that

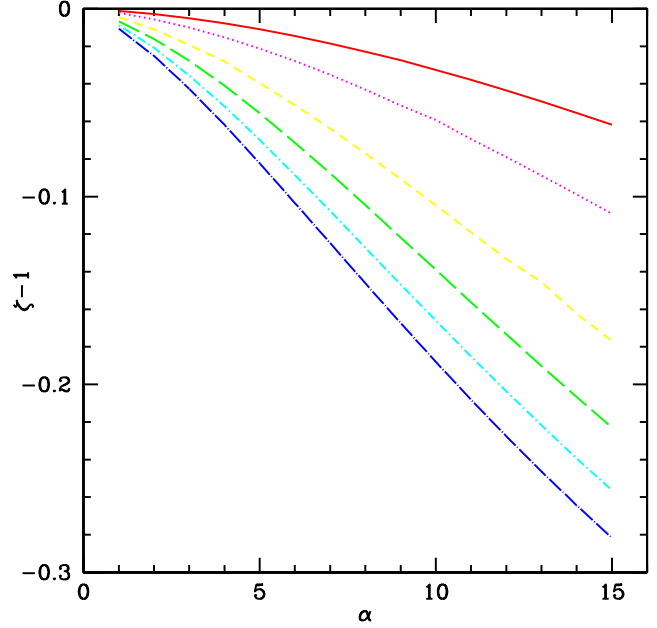


FIG. 8. The value of $\zeta - 1$ during nucleosynthesis as a function of α ; the five curves are, from top to bottom, $\xi = 0.002, 0.004, 0.008, 0.012, 0.016, 0.02$.

is consistent with the solar system bounds of Eq. (7). Since ΔY increases with ξ , we use the largest possible ξ for a given α (shown in Fig. 6) to determine ΔY for a given α . This is shown in Fig. 9.

It is obvious from this figure that $-\Delta Y$ is an increasing function of α . For instance, with $\alpha = 10$, we find $\Delta Y \approx -0.01$, corresponding to $\xi = 0.004$. Often the speed up in the expansion rate is parameterized in terms of an equivalent number of “extra” neutrinos, ΔN_ν .

$$\Delta N_\nu \equiv \frac{43}{7}(\zeta^2 - 1) \approx -\frac{43}{7}\xi Q_0^2. \quad (19)$$

This reduction in Y_P from its SBBN value corresponds to a reduction of N_ν from its standard model value of 3 by $\Delta N_\nu \approx 0.74$. There is another, subdominant effect of a slower expansion in that there will be more time available to destroy deuterium as well as to synthesize ${}^7\text{Be}$ which will later electron capture and add to the abundance of ${}^7\text{Li}$. As a result, the same deuterium and lithium abundances will correspond to a slightly smaller baryon-to-photon ratio which, in turn, will yield a slightly smaller predicted helium abundance.

III. DISCUSSION AND CONCLUSION

We have investigated the effect of NMC quintessence model on BBN. In models with $\xi > 0$, the expansion rate is smaller during BBN, and less helium is produced. The amount of this reduction depends primarily on the coupling

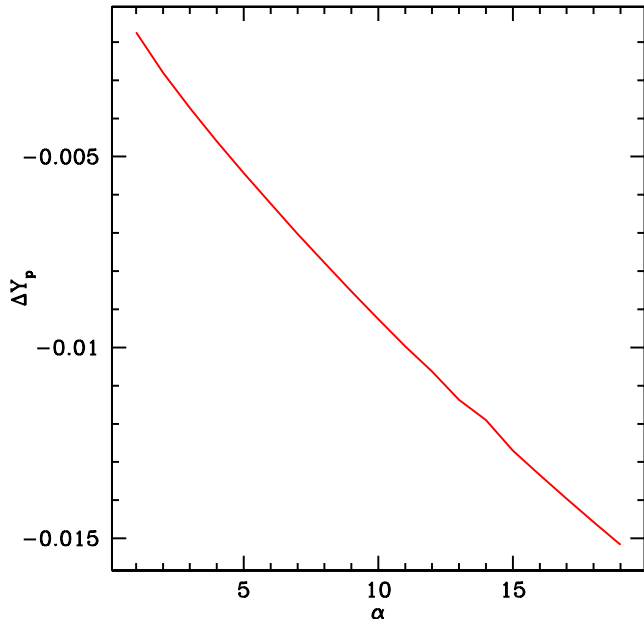


FIG. 9. The change in the primordial helium, ΔY , versus α , with strongest allowed coupling ξ .

constant and the slope of the potential, and also very weakly on the initial value of the field. However, the coupling constant ξ is limited by solar system experiments. We find that for negative power-law potentials of the form $V = V_0 Q^{-\alpha}$, the magnitude of the reduction increases with α . This is not a desirable state of affairs from the point of view of reducing primordial helium. The reason is that negative power-law potentials give an equation of state $w = p/\rho$ in which w approaches 0 as α increases. In Figure 10 is shown the relation between w and α . For instance, $\alpha = 6$ corresponds to $w = -0.43$, and a variety of observations argue against a value of w much larger than this (see, e.g., Ref. [19]). If we take $\alpha \leq 6$ as a reasonable upper bound on such models, then we find $\Delta Y \leq 0.0061$. This is an interesting reduction in primordial helium (from $Y_P = 0.248$ to $Y_P = 0.242$), albeit it requires us to push all of the parameters in the model to the extreme acceptable limits. For example, while a reduction as small as $\Delta Y \approx 0.002 - 0.004$ would be sufficient to reconcile the O’Meara et al. deuterium abundance [14] with the Izotov and Thuan helium value [16], a much larger reduction would be required if the Olive and Steigman [15] helium abundance were adopted.

If there is indeed a breach between the observed helium abundance and the predictions of SBBN it could be healed by this NMC model. Alternatively, a reduction in Y_P of 0.0061 corresponds to a shift in the equivalent number of neutrinos by $\Delta N_\nu = -0.47$.

We have shown that certain classes of NMC quintessence models lead to a “natural” reduction in the primordial helium abundance. Although we have concentrated on the negative

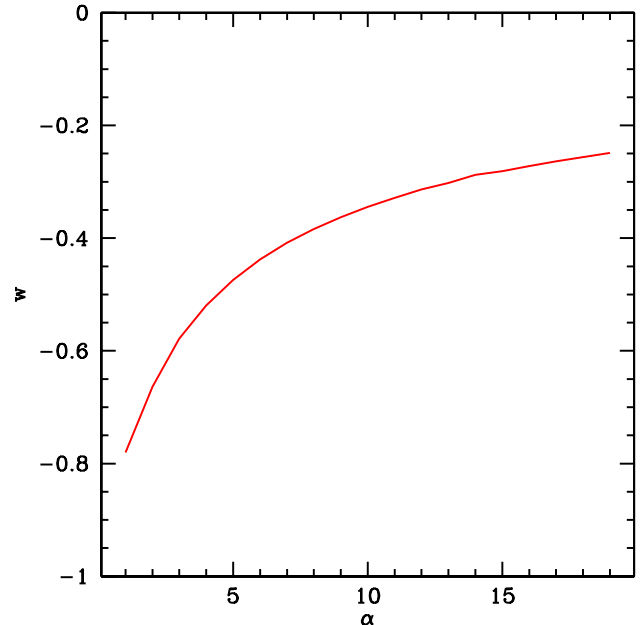


FIG. 10. w versus α , with strongest allowed coupling ξ .

power law potentials, our results generalize easily to other potentials. In particular, one of the major problems with exponential potentials is that they lead to an overproduction of helium [21]. This problem could be ameliorated in the way we have suggested. Of course, the tracker solution for such models generically predicts $w = 0$ at present [21] and thus these models have problems matching other observations. We also expect that these results would be changed if we used a different coupling between Q and R than that in Eq. (4). Thus, it might be possible to obtain even larger values for ΔY in such models.

ACKNOWLEDGMENTS

X.C., R.J.S., and G. S. are supported by the DOE (DE-FG02-91ER40690).

* Electronic address: xuelei@pacific.mps.ohio-state.edu.

† Electronic address: scherrer@pacific.mps.ohio-state.edu.

‡ Electronic address: steigman@pacific.mps.ohio-state.edu.

[1] A. G. Riess et al., *Astron. J.* **116**, 1109 (1998); P. M. Garnavich et al., *Astrophys. J.* **509**, 74 (1998); S. Perlmutter et al., *Astrophys. J.* **517**, 565 (1999).

[2] S. D. M. White, J. F. Navarro, A. E. Evrard and C. S. Frenk, *Nature* **366**, 429 (1993).

- [3] P. de Bernardis et al., *Nature* **404**, 955 (2000); S. Hanany et al., *Astrophys. J. Lett.* **545**, 5 (2000); A. H. Jaffe, astro-ph/0007333.
- [4] S. Weinberg, *Rev. Mod. Phys.* **61**, 1 (1989).
- [5] I. Zlatev, L. Wang and P. J. Steinhardt, *Phys. Rev. Lett.* **82**, 896 (1999).
- [6] P. J. Steinhardt, L. Wang, and I. Zlatev, *Phys. Rev. D* **59**, 123504 (1999).
- [7] A. R. Liddle and R.J. Scherrer, *Phys. Rev. D* **59**, 023509 (1999).
- [8] J.-P. Uzan, *Phys. Rev. D* **59**, 123510 (1999).
- [9] L. Amendola, *Phys. Rev. D* **60**, 043501 (1999).
- [10] T. Chiba, *Phys. Rev. D* **60**, 083508 (1999).
- [11] F. Perrotta, C. Baccigalupi, S. Matarrese, *Phys. Rev. D* **61**, 023507 (2000).
- [12] D.J. Holden and D. Wands, *Phys. Rev. D* **61**, 043506 (2000).
- [13] C. Baccigalupi, S. Matarrese, F. Perrotta, *Phys. Rev. D* **62**, 123510 (2000).
- [14] J.M. O'Meara, D. Tytler, D. Kirkman, N. Suzuki, J.X. Prochaska, A.M. Wolfe, *Astrophys. J.*, submitted, astro-ph/0011179.
- [15] K. A. Olive and G. Steigman, *Astrophys. J. Supp.* **97**, 49 (1995).
- [16] Y. I. Izotov and T. X. Thuan, *Astrophys. J.* **500**, 188 (1998).
- [17] For a review, see e.g. P. Langacker, *Nucl. Phys. B(Proc. Suppl.)***77**, 241(1999).
- [18] B. Ratra and P. J. E. Peebles, *Phys. Rev. D* **37**, 3406 (1988)
- [19] L. Wang, R.R. Caldwell, J.P. Ostriker, and P.J. Steinhardt, *Astrophys. J.* **530**, 17 (2000).
- [20] D. E. Groom et al. (PDG), *Euro. Phys. J.* **C15**, 1 (2000).
- [21] P. G. Ferreira and M. Joyce, *Phys. Rev. Lett.* **79**, 4740 (1997), E. J. Copeland, A. Liddle and D. Wands, *Phys. Rev. D* **57**, 4686 (1998).