

On the peak radio and X-ray emission from neutron star and black hole candidate X-ray transients

R.P. Fender^{1*}, E. Kuulkers^{2,3}

¹ *Astronomical Institute ‘Anton Pannekoek’ and Center for High Energy Astrophysics, University of Amsterdam, Kruislaan 403, 1098 SJ Amsterdam, The Netherlands.*

² *Space Research Organization Netherlands, Sorbonnelaan 2, 3584 CA Utrecht, The Netherlands.*

³ *Astronomical Institute, Utrecht University, P.O. Box 80000, 3507 TA Utrecht, The Netherlands*

26 April 2024

ABSTRACT

We have compiled and analysed reports from the literature of (quasi-)simultaneous observations of X-ray transients at radio and X-ray wavelengths and compared them with each other and with more unusual radio-bright sources such as Cygnus X-3, GRS 1915+105 and Circinus X-1. There exists a significant ($> 97\%$ likelihood) positive (rank) correlation between the peak X-ray flux P_X and radio flux density P_R for the black hole candidate (BHC) systems, and a marginally significant positive (rank) correlation for the neutron star (NS) systems. This is further evidence for a coupling between accretion and outflows in X-ray binary systems, in this case implying a relation between peak disc-accretion-rate and the number of synchrotron-emitting electrons ejected. However, we also show that the distribution of ‘radio loudness’, P_R/P_X , is significantly different for the two samples, in the sense that the BHCs generally have a higher ratio of P_R/P_X . The origin of this discrepancy is uncertain, but probably reflects differences in the energetics and/or radiative efficiency of flows around the neutron stars and black holes; we briefly discuss some of these possibilities. Furthermore, the data for the two recently discovered ‘fast transients’ (FTs), XTE J0421+560/CI Cam and SAX J1819.3-2525/V4641 Sgr are entirely compatible with the distribution of BHCs. As at least three of the BHCs and both FTs have been directly resolved into mildly relativistic jets, it seems likely that such outflows are the origin of the radio emission in all BHC and FT transients, and probably also for the NS transients. We further note that range of X-ray and radio fluxes observed from the unusual superluminal source GRS 1915+105 are also entirely compatible with the distribution for transients, implying that there is nothing special about the physics of jet formation in that system. We conclude that these data point to the formation of a mildly relativistic jet whose luminosity is a function of the accretion rate, in the majority, if not all, of X-ray transient outbursts, but whose relation to the observed X-ray emission is dependent on the nature of the accreting compact object.

Key words:

Accretion, accretion disks – Stars: variables – ISM: jets and outflows – Radio continuum: stars – X-rays: stars

1 INTRODUCTION

Radio emission from X-ray binaries is generally believed to originate in incoherent synchrotron emission from a large volume of electrons (and maybe also positrons) spiralling around magnetic field lines and being ejected with large

bulk velocities from the binary system. When resolved, these ejecta are often observed to be composed of apparently discrete clumps moving along well collimated (opening angle $\leq 20^\circ$) trajectories at highly relativistic (v/c probably ≥ 0.9 in at least four cases). For recent reviews see Hjellming & Han (1995), Mirabel & Rodriguez (1999) and Fender (2000a,b).

* email : rpf@astro.uva.nl

The strongest radio emission observed from X-ray bina-

Table 1. Soft X-ray and radio peak fluxes for neutron star and black hole X-ray transients. Peak X-ray flux, P_X is measured in soft (≤ 12 keV) band; Peak radio flux density, P_R , is at 5 GHz (6 cm) or corrected from nearest measurement using a spectral index of $\alpha = -0.5$. Abbreviations : NS - Neutron Star; BHC - Black Hole Candidate; FT - Fast transient

Name	Other name	Class	Outburst date	P_X (Crab)	P_R (mJy)	P_R/P_X (mJy/Crab)	Resolved Jet ?	Refs
1A 1742-289		NS?	1975	2.0	215	110	N	B76,E75,D76
Cen X-4	V822 Cen	NS	1979	5	8.0	1.6	N	K80,H79,H88
Aql X-1	4U 1908+00	NS	1990*	0.3–1.6	0.5	0.3–1.7	N	H90,H95,C97,ASM
4U 1730-335	The Rapid Burster	NS	1996 Nov	0.38	0.5	1.3	N	M00,G99
			1997 Jun	0.36	0.21	0.58	N	M00,G99
			1998 Jan	0.27	<0.39	< 1.4		M00, G99
SAXJ1808.4-3658	The msXRP	NS	1998	0.08	0.8	10.0	N	G98,GSG99
XTE J1806-246	2S1803-245	NS	1998	0.7	0.8	1.1	N	HRM,R99
1A 0620-00	V616 Mon	BHC	1975	45	190	4.2	Y?	H95,C97,K99
GS 2000+25	QZ Vul	BHC	1988	12	6	0.5	N	H95,C97,K99
GS 2023+338	V404 Cyg	BHC	1989	21	1800	86	N	H95,H92,C97
GS 1124-68	GU Mus	BHC	1991	8	140	18	N	H95,C97,K99
GRO J0422+32	V518 Per	BHC	1992	3	8	2.7	N	S94
GRO J1655-40	V1033 Sco	BHC	1994 Aug	1.7	3700	2200	Y	C97,T96
			1995 Aug	1.3	< 0.5	< 0.4		C97,T96
			1996 May	3.2	25	7.8	N	H97,ASM
GRS 1716-249	GRO J1719-24	BHC	1995	0.43	15.5	36	N	H96
GRS 1739-278		BHC	1996	1.0	10.0	10.0	N	HRM,ASM
XTE J1755-324		BHC	1997	0.19	< 0.3	< 1.6		O97,ASM
GS 1354-64	BW Cir	BHC	1997	0.07	2.8	40	N	B00
4U 1630-47	GX 337+0	BHC	1998	0.43	2.6	6.0	N	H99
XTE J2012+381		BHC	1998	0.22	3.2	15	N	HRM,V00
XTE J1550-564		BHC	1998	6.6	160	24	Y	W00,H01,ASM
XTE J1748-288		BHC	1998	0.51	440	860	Y	HRM,ASM
XTE J1859+226		BHC	1999	1.08	70	65	N	HRM,ASM
XTE J1118+480		BHC	2000	0.05	6	120	N	GGP,HRM,K00
XTE J0421+560	CI Cam	FT	1998	1.9	750	395	Y	B99,C00
SAX J1819.3-2525	V4641 Sgr	FT/BHC	1999	12.2	400	33	Y	H00
Cyg X-3	4U 2030+40	?	1972-2000	0.05–0.55	180–200000	20–20000	Y	GGP,ASM
GRS 1915+105		BHC	1994-2000	0.25–2.30	1–250	0.4–1000	Y	P97
Cir X-1	4U 1516-56	NS	1970s	0.5–1.5	1000–5000	665–10000	N	K76,H78
			1990s	2.0–3.5	40	11–20	Y	F97

* – no simultaneous X-ray coverage (only optical) – range in X-rays estimated from several other outbursts. **References** : E75 = Eyles et al. (1975); B76 = Branduardi et al. (1976); D76 = Davis et al. (1976); K76 = Kaluziński et al. (1976); H78 = Haynes et al. (1978); H79 = Hjellming (1979); K80 = Kaluziński, Holt & Swank (1980); H88 = Hjellming et al. (1988); H90 = Hjellming et al. (1990); H92 = Han & Hjellming (1992); S94 = Shrader et al. (1994); H95 = Hjellming & Han (1995); H96 = Hjellming et al. (1996); T96 = Tavani et al. (1996); C97 = Chen, Shrader & Livio (1997); F97 = Fender (1997); H97 = Hunstead, Wu & Campbell-Wilson (1997); O97 = Ogle, Ash & Fender (1997); P97 = Pooley & Fender 1997; G98 = Gilfanov et al. (1998); B99 = Belloni et al. (1999); G99 = Guerriero et al. (1999); GSG99 = Gaensler, Stappers & Getts (1999); H99 = Hjellming et al. (1999); K99 = Kuulkers et al. (1999); R99 = Revnivtsev, Borozdin & Emelyanov (1999); B00 = Brocksopp et al. (2000); C00 = Clark et al. (2000); H00 = Hjellming et al. (2000); H01 = Hannikainen et al. (2001); K00 = Kuulkers (2000); M00 = Moore et al. (2000); W00 = Wu et al. (2000); V00 = Vasiliev, Trudolyubov & Revnivtsev (2000); HRM = Hjellming, Rupen & Mioduszewski (private communication); GGP = Pooley (private communication); ASM = public XTE ASM data via xte.mit.edu

ries is that associated with major flares, commonly observed during X-ray outbursts of transient sources (Hjellming & Han 1995; Kuulkers et al. 1999). These transient systems are believed to undergo such outbursts due to disc instabilities, and may contain neutron stars (Campana et al. 1998) or black holes (Tanaka & Lewin 1995; Tanaka & Shibazaki 1996; Charles 1998).

Increasingly, strong connections between the accretion process (observed in X-rays), and the jet/ejection process (observed at radio wavelengths) are becoming apparent. In the persistent neutron star Z sources a relation between position on the ‘Z’ (representing the X-ray colours) and radio

emission has been established (Penninx et al. 1988; Hjellming & Han 1995 and references therein). In the persistent black hole candidates Cyg X-1 and GX 339-4 a very clear correlation between radio and soft X-ray emission has been established when the sources are in the Low/Hard X-ray state (Brocksopp et al. 1999 and references therein, Corbel et al. 2000 and references therein), switching to an anticorrelation in the High/Soft X-ray state (Fender et al. 1999b). In addition, the brightest persistent black hole and neutron star X-ray binaries have been found to have an approximately common radio luminosity (Fender & Hendry 2000).

In Fig 1 we summarise our understanding of the re-

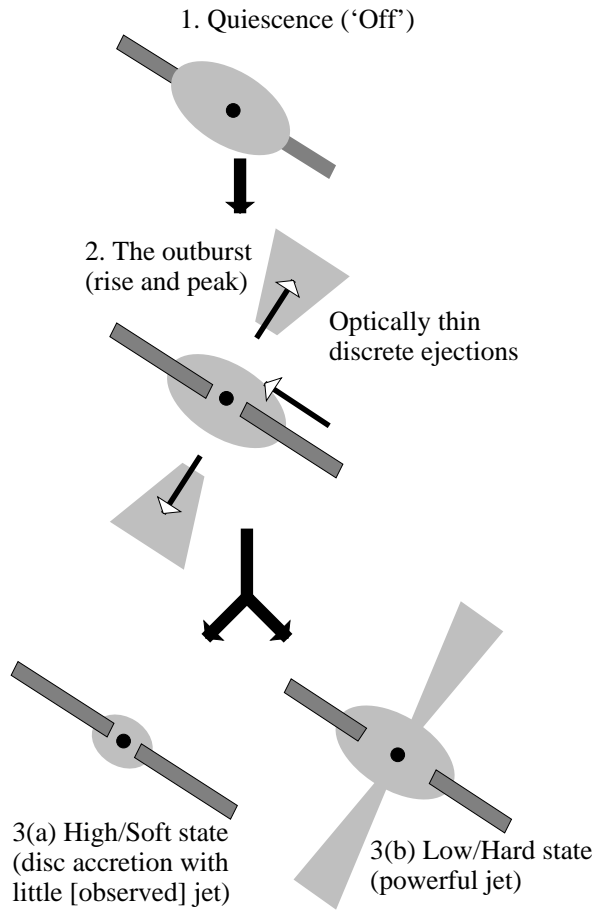


Figure 1. A sketch of the phenomenology of BHC transient outbursts. Systems transition rapidly from quiescence, to a brighter state, via a period in which the flux density rises rapidly. The brighter state is generally either disc-dominated (the high/soft state) or power-law dominated (the low/hard state) in X-rays; our physical interpretation of these states is represented in the figure. The reasons for the bifurcation between stages 2 and 3 is not clear, although it seems the systems arriving at 3b may be accreting at lower rates. In this work it is the discrete ejection events generated at stage 2 and observed at radio wavelengths, which we are comparing against the peak X-ray flux.

lation of radio emission to transient BHC systems. From quiescence (phase 1 in Fig 1), in which systems generally spend 99% of their time, they are observed to evolve rapidly within a day or so to a much brighter state, presumably indicative of an increased accretion rate (e.g. Chen et al. 1997). Subsequently the systems remain bright and only slowly fade away, often taking months to return to their pre-outburst levels. The X-ray spectrum in this stage is generally either disc- or power-law dominated, corresponding to the canonical high/soft or low/hard X-ray states respectively. These two states have dramatically different radio properties (Fender 2000a,c; Fender et al. 1999b) from which we infer differing accretion/outflow couplings, as indicated by phases 3a and 3b in Fig 1 respectively. However this is not directly relevant to this study; here we focus on the discrete ejection events which appear to be associated with the transition phase (stage 2 in Fig 1) at the start of the outburst. For the NS systems, which are all (probably) essentially similar (ie.

low magnetic field ‘atoll’ sources) there is no clear distinction in post-peak X-ray behaviour, and as with the BHCs the optically thin radio emission observed during transient outbursts is probably associated with the rapid ejection of matter during the rise to peak of the outburst (stage 2 in Fig 1).

Whilst in the early years of X-ray astronomy few radio counterparts to transient systems were reported, in the past decade many more such systems have been found, in part due to a greater awareness of the ubiquity and significance of the radio emission. In this paper we gather together all the data for BHC and NS transients for which there are reported X-ray and radio observations, with the aim of establishing whether there is a clear relation between X-ray and radio emission from neutron star and black hole candidate X-ray transients both within each class and across the classes.

2 THE DATA

Table 1 lists the available information for the 22 X-ray transients for which we have some information on the peak X-ray and radio flux, subdivided into 6 neutron-star systems (NSs) and 16 black-hole candidates (BHCs). In addition we tabulate the same information for the two recently discovered ‘fast transients’ (FTs), XTE J0421+560/CI Cam and SAX J1819.3-2525/V4641 Sgr (the latter of which is likely to be a BHC – Orosz et al. 2000a, b), and several unusual sources of recurrent X-ray and radio outbursts, namely Cyg X-3, GRS 1915+105 and Cir X-1. As well as information on the source name, outburst date, peak X-ray and radio fluxes and references, we indicate whether the radio emission from the source has been directly resolved by radio interferometry. This reveals that none of the 7 NS transient events, three (maybe four) of the 16 BHC events, and all of the FTs and unusual recurrent systems have been directly resolved into jets. The data sets for the NS and BHC plus FT systems are plotted separately in Figs 2(a) and 1(b) respectively.

We briefly discuss below how the peak X-ray and radio fluxes presented in Table 1 were estimated and compiled.

2.1 Radio

Radio data are based on peak observed flux density at a frequency of 5 GHz. Where measurements at 5 GHz are not available, we assume a spectral index of $\alpha = \Delta \log S_\nu / \Delta \log \nu = -0.5$ in order to estimate the flux density at 5 GHz based on other observations. While most transient outbursts are accompanied by optically thin events for which this will be a good approximation, some systems produce flat or inverted (in the sense that $\alpha \leq 0$) radio spectra, which are generally associated with low/hard X-ray states (Fender 2000c). However, in nearly all cases there is an initial optically thin event before the radio emission inverts and becomes dominated by the flat-spectrum component, and so a comparison with transients which achieve the high/soft state is probably warranted (see Fig 1; an exception may be XTE J1118+480 which does not appear at any stage to have shown an optically thin radio spectrum – G. G. Pooley & R. M. Hjellming, private communication).

In nearly all cases radio coverage is far less complete than X-ray coverage, and so we may often miss the peak. In

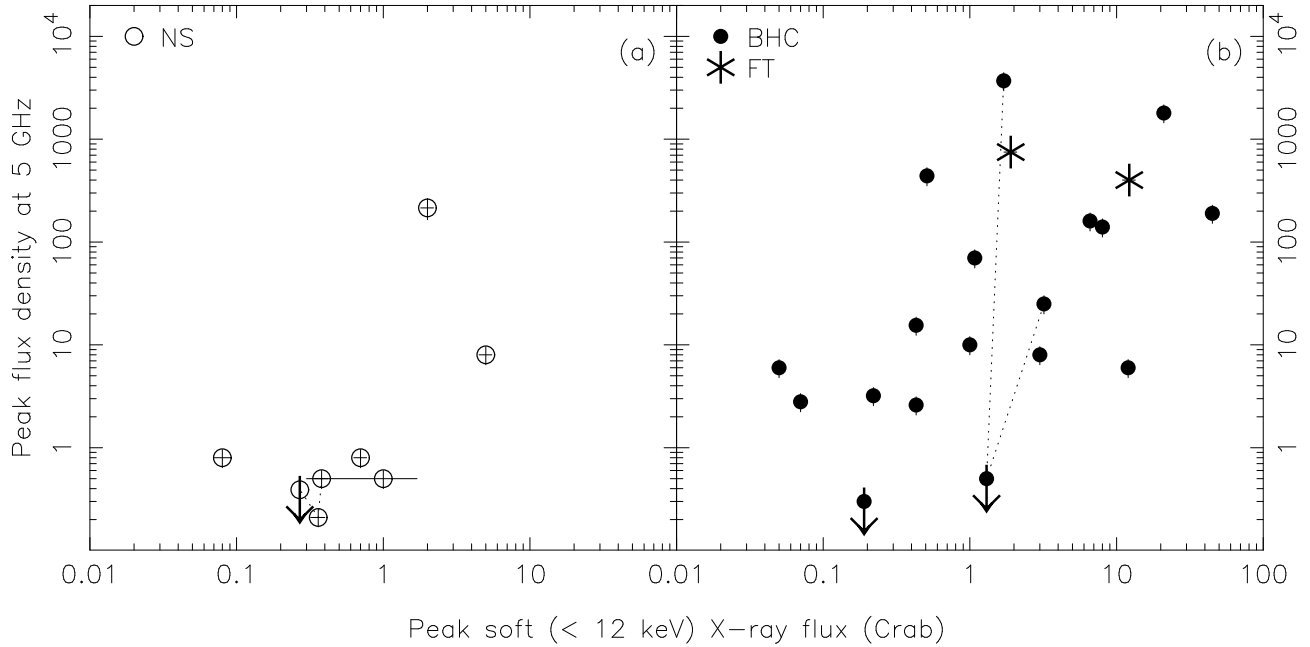


Figure 2. Distribution of peak radio flux density P_R as a function of peak soft X-ray flux P_X for neutron star (a) and black hole candidate (b) X-ray transients, from the data in table 1. The three connected points in the NS figure indicate the two detections and one upper limit for 4U 1730-335 (The Rapid Burster). Also included with the BHCs are the ‘fast-transient’ systems. The connected points and upper limit on the BHC figure indicates the dramatic switch from radio-loud to radio-quiet and back to radio-loud again by GRO J1655-40 in 1994 Aug, 1995 Aug and 1996 May.

particular, in nearly all cases the outburst is observed first in X-rays and then followed-up at radio and other wavelengths. However, since there is no obvious way of compensating for what is essentially an unknown effect, we can only assume that this affects all sources in a more or less similar way. In an attempt to compensate for this, we somewhat arbitrarily add a 20% uncertainty to all our radio measurements when representing them in the figures or statistical tests.

2.2 X-ray

Most X-ray transients are discovered by all-sky monitors early on during the rise of the outburst, so that their peaks are well covered. Such all-sky monitors operate nominally in the 1-10 keV energy range, although the range covered is not always the same (see Chen et al. 1997). The most notable exceptions are those transients which were observed during 1992-1995; at that time the only all-sky monitors were CGRO/BATSE (20-300 keV) and WATCH/GRANAT (8-20 keV; only active in 1992-1993). Fortunately this applies in our case only to GRO J0422+32, the 1994 and 1995 outbursts of GRO J1655-40, and GRS 1716-249. About three quarters of the transients have been discovered or monitored in the last 5 years, during which the RXTE/ASM was active.

Since spectral data are not always available in the literature, we decided to convert the X-ray intensities to units of the Crab count rate in the same energy band. Note that in this case we do not take into account interstellar extinction, which may alter the intrinsic source strength. Such changes are most severe in the Galactic center region. However, we estimate that this changes the peak X-ray fluxes only by a factor between ~ 2 -5, depending on the exact spectral shape

at the time of the peak and the interstellar absorption column.

In order to take into account the energy range covered by the instrument in question and the effect of interstellar extinction we, again somewhat arbitrarily, assume an error in the peak flux of 10% for use in figures and statistical tests.

A note is warranted regarding 1A 1742-289, whose NS credentials are not 100% certain. Lewin et al. (1976) derived source positions for three burst sources in the Galactic centre region. For one of them, MXB 1743-29, two equally likely positions separated by ~ 0.3 degrees were found. It was noted that A1742-289 lies within the (overlapping) error circles, and that possibly A1742-289 is the burst source MXB 1743-29. Subsequently there was the detection of a bursting and eclipsing X-ray source by ASCA consistent with the position of 1A 1742-289 (Maeda et al. 1996). However, Kennea & Skinner (1996) found that the source found by ASCA cannot be the quiescent counterpart of 1A 1742-289, based on the absence of eclipses during the outburst in 1975. Since 1A 1742-289 lies just next to the Galactic Center the chances are significant that they are indeed not the same source and therefore the nature of the compact object in 1A 1742-289 remains an open question. This is a salient point as, Cir X-1 aside, this is the brightest radio source associated with a neutron-star X-ray binary.

2.3 Physical meaning of the peak fluxes

In comparing the X-ray and radio peak fluxes, what are we physically investigating? In X-rays, the peak flux is generally supposed to represent the instantaneous dissipation rate of accretion energy, and as such is proportional to the (disc) mass inflow rate, i.e. $P_X \propto \dot{m}_{\text{disc}}$. The radio emission how-

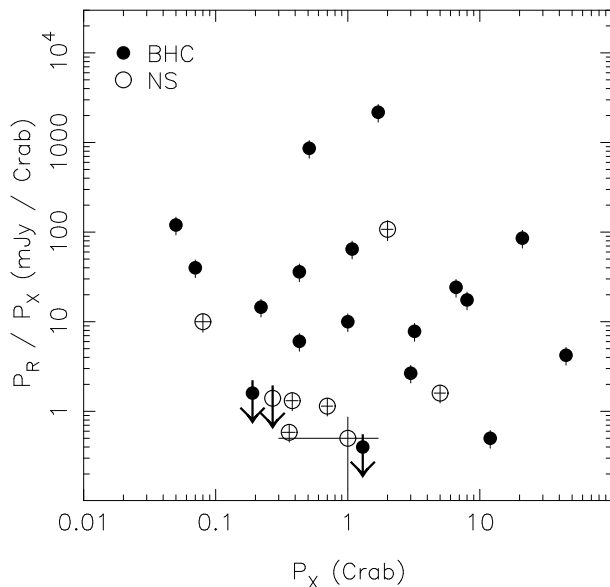


Figure 3. A comparison of ‘radio loudness’, P_R/P_X , against X-ray peak flux for the NS and BHC systems.

ever is produced by a plasma in which dissipation of internal energy is not instant, and additionally may have significant self-absorption optical depth, and so $P_R \propto \dot{m}_{\text{jet}} t_{\text{inj}} e^{-\tau}$ where \dot{m}_{jet} is the (mean) rate of injection of relativistic electrons into the jet, t_{inj} is the duration of this injection period, and τ is the optical depth to self-absorption. Typically $\tau_{3\text{GHz}} \leq 1$ by the peak or declining phases of the radio events (see e.g. Hjellming & Han 1995), and so we do not consider the $e^{-\tau}$ term to be significant at the level of accuracy of this paper.

3 CORRELATIONS

The two data sets presented in Table 1 and Fig 2 allow us to ask two important questions, namely (a) are peak X-ray flux and peak radio flux density correlated?, and (b) is the relation between X-ray and radio fluxes the same for the BHC and NS samples?

3.1 Are P_R and P_X correlated?

We have tested the NS and BHC data sets individually using a Spearman-Rank correlation test, and additionally for the entire (NS+BHC+FT) data sets. The Spearman-Rank correlation coefficient for each of the three samples, plus its significance, are presented in table 2. Both the BHCs as an individual sample, and the entire (NS+BHC+FT) sample show a statistically significant (nonparametric) correlation at greater than the 95% confidence level. While for the NS sample the significance is only marginal (especially if 1A 1742-289 is excluded), this may be due to the small sample size. Therefore we can conclude that the magnitude of X-ray and radio outbursts from X-ray transients are probably correlated. As caveats to this, we note that this is still small number statistics (particularly in the case of the NS systems), and that we do not attempt to include the upper limits to the radio fluxes reported for the 1998 Jan outburst

Table 2. Spearman Rank-order correlation coefficient and associated significance for the neutron star, black hole candidate and combined (NS+BHC+FT) groups

Sample	N	r_s	Significance
Neutron Star systems	7	+0.60	$\sim 85\%$
NS without 1A 1742-289	6	+0.41	$\sim 60\%$
Black Hole systems	16	+0.59	$\geq 97\%$
Combined (inc FTs)	25	+0.62	$\geq 99\%$

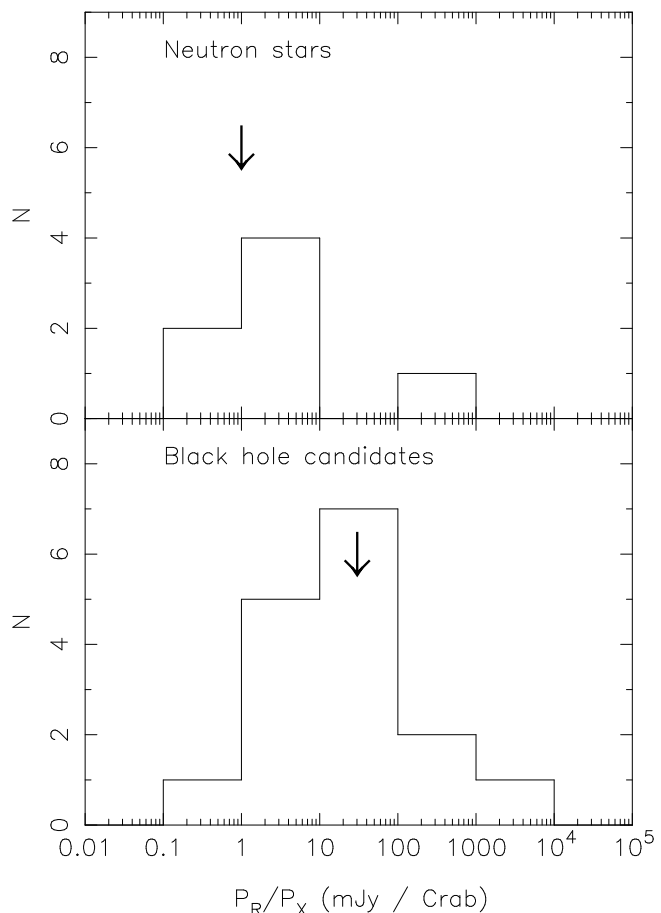


Figure 4. Histograms of P_R/P_X , in order of magnitude bins, for the NS and BHC samples. The BHC samples is clearly shifted to higher values with respect to the NS sample; a K-S test formally confirms that the two distributions are different (see text). The one NS datum in the 100–1000 bin is associated with the source 1A 1742-289, possibly the least reliable of the NS candidates (see text). The arrows represent the mean values for the persistent NS and BHC sources discussed in Fender & Hendry (2000) based on the radio data in that paper and public XTE ASM data.

of the Rapid Burster, the 1995 Aug outburst of GRO J1655-40 and for XTE J1755-324.

3.2 Black holes vs. Neutron stars

We can quantitatively compare the NS and BHC data sets presented in Table 1 and Fig 2 to see if we can discern any underlying differences in the relation between X-ray and radio fluxes, and therefore ultimately accretion and ejection,

between the two types of compact object. Firstly, we can apply a 2D Kolmogorov-Smirnov (K-S) test to the two data sets to see if they are drawn from the same distribution in P_R vs. P_X . The test reveals it is highly likely that the two distributions are different (at a $\geq 97\%$ confidence level). However, this may simply reflect the fact that the NS sample is from the lower end of the distribution. In Fig 3 we plot, for both NS and BHC samples, ‘radio loudness’ (P_R/P_X) as a function of peak soft X-ray luminosity. Again a 2D K-S test reveals the two samples, represented in this way, to be significantly different (at $> 98\%$ confidence). Inspection of this Figure suggests that the discrepancy is the distribution in (P_R/P_X), not in P_X . In Fig 4 we plot the distribution of (P_R/P_X), in order of magnitude bins, for the NS and BHC samples, reinforcing this impression. In addition in Fig 4 we indicate the mean values of (P_R/P_X) for the six persistent neutron star (specifically, Z-sources on the ‘Horizontal branch’) and four persistent black hole candidate (specifically, in the ‘Low/Hard’ X-ray state) binaries based on the radio data in Fender & Hendry (2000) and public RXTE ASM data. A 1D K-S test confirms that the distributions in (P_R/P_X) are significantly different ($> 98\%$ confidence) and, interestingly, shows that the distribution of P_X is *not* significantly different for the two samples ($< 35\%$ probability of null hypothesis).

Excluding upper limits, we find that for the NS sample, the mean value (\pm standard error) of $P_R/P_X = 160 \pm 160$. Excluding the potentially anomalous and least reliable source, ie. 1A 1742-289 (see section 2.2), reduces this substantially to 2.6 ± 1.5 . For the BHCs, we find $P_R/P_X = 230 \pm 150$ excluding the FTs, and $P_R/P_X = 230 \pm 130$ including them. Thus this measure is consistent with BHC transients being more ‘radio-loud’ than NS transients, by a factor of between 1.5 – 100.

4 DISCUSSION

4.1 Coupled inflow and outflow in transient events

As discussed in section 3.1, P_R and P_X are significantly positively correlated for the BHC X-ray transients (and marginally so for the small NS sample). Based on section 2.3, this implies that there is a correlation between \dot{m}_{disc} and $\dot{m}_{\text{jet}} t_{\text{inj}} e^{-\tau}$. Since we argue in 2.3 that $\tau \lesssim 1$ at the peak of the radio emission, we do not consider the $e^{-\tau}$ term significant for the order-of-magnitude arguments being presented here. Therefore we can state that \dot{m}_{disc} is correlated with $\dot{m}_{\text{jet}} t_{\text{inj}}$. We stress that the correlation does not imply a simple linear relation, which is not a good fit to either NS or BHC data sets. There is at least one physical reason underlying this, namely that the radio emission, unlike the X-rays, is expected to be beamed. If we could assume that t_{inj} is likely to be related to the X-ray rise time of the outburst, and further that t_{inj} is likely to be similar for all the systems, then we could state confidently that \dot{m}_{disc} is correlated with \dot{m}_{jet} . However, Chen et al. (1997) find a fairly broad distribution of rise times, generally of order one day, whose relation to the radio outbursts we will not investigate here. Nevertheless, this is further evidence, not unexpectedly, that there is a clear coupling between inflow and outflow around accreting compact objects.

4.2 A higher radio:X-ray ratio for BHCs ?

We have shown in section 3.2 that the BHC systems have, in general, a higher ratio of P_R/P_X . This result is consistent with the common radio luminosity found for NS Z sources on the radio-bright horizontal branch of the X-ray colour-colour diagram, and persistent BHCs in the jet-producing Low/Hard X-ray state (Fender & Hendry 2000), because the Z sources are generally around an order of magnitude brighter in X-rays than the BHCs in the Low/Hard state. Quantitatively, based on the mean radio flux densities presented in Fender & Hendry (2000) and public RXTE ASM data, $S_R/S_X \sim 30$ for the persistent BHCs and $S_R/S_X \sim 1$ for the persistent neutron stars (where S_R and S_X represent steady fluxes for these systems); these values are indicated by arrows in Fig 4. A word of caution: while it is reasonable to note qualitatively the greater ‘radio loudness’ of BHC systems in both transient and persistent sources, a quantitative comparison of P_R/P_X for the transients with S_R/S_X for the persistent sources is not justified, as in the latter case there is likely to be significant and continuous self-absorption at radio wavelengths (ie. $\tau_{5\text{GHz}} > 1$; Fender 2000c).

What is the underlying cause of this effect ? One possibility is that for some reason black holes are more efficient at producing radio emission per unit mass of accreted matter. Perhaps this is simply because the deeper potential well of the black hole allows more energy to be extracted, which beyond a certain X-ray flux is channelled into the outflow, or maybe the black hole spin energy can be extracted via the Blandford & Znajek (1977) process. Another possibility is that both classes of systems produce similar outflows at similar rates, but that extra photons from the neutron star surface produce additional cooling of the putative synchrotron-emitting electrons. Finally, and perhaps most likely, it may be not that black holes are ‘radio-loud’, but rather that they are ‘X-ray quiet’, again related to the presence of the event horizon rather than a surface. In this case we might imagine the accretion flow would produce a jet at some radius which was not affected by the nature of the accretor, but the flow was radiatively inefficient and advected a large fraction of its energy across the black hole event horizon (see e.g. Narayan, Mahadevan & Quataert 1998). It is interesting to note that in section 3.2 we found that the distribution of P_X was *not* significantly different for the NS and BHC samples; this would appear to support an ‘X-ray quiet’ rather than a ‘radio loud’ description of the BHC sample, presuming that the BHCs are on average more massive than the NS systems. Further comparisons of the distribution of P_X for NS and BHCs, for *all* transient events, would be very interesting (but would also require more careful consideration of e.g. absorption and other selection effects).

It is interesting in this context to note the recent debate about the relative luminosities of BHC and NS systems in quiescence, and their ratio of outburst to quiescent X-ray flux (e.g. Asai et al. 1998; Menou et al. 1999; Campana & Stella 2000). While still controversial, it has been suggested that the combination of advective flow and event horizon results in a lower X-ray luminosity for quiescent BHCs compared to quiescent NS systems. The results here, while requiring further careful interpretation, *may* be further evidence for broad observational differences between BHC and

NS systems resulting from the presence or not of a solid surface.

4.3 Comparison with recurrent relativistic jet sources

In Fig 5 we plot ‘radio loudness’ as a function of P_X for all the systems in Table 1, including the range of peak fluxes displayed in the repeated outbursts of Cyg X-3, GRS 1915+105 and Cir X-1 (based somewhat subjectively on inspection of extended X-ray and radio data sets). In addition we indicate the direction of a shift to higher peak radio flux densities at smaller inclinations, if the radio emission is significantly Doppler boosted.

Several things are noteworthy upon careful inspection of the figure:

- The FTs are consistent with the distribution, in particular with the brightest of the BHCs
- The repeated (> 100 ; e.g. Pooley & Fender 1997) X-ray/radio outbursts of GRS 1915+105, frequently resolved into relativistic ejections (Mirabel & Rodriguez 1994; Fender et al. 1999a), sit right in the middle of distribution of black hole outbursts
- Cyg X-3 has a considerably higher radio:X-ray ratio than any of the other outbursting or transient systems

We briefly discuss these points below :

4.3.1 Fast transients

The position of the FTs in Figs 2 and 3 reveals that their radio and X-ray peak fluxes are entirely consistent with bright outbursts of BHC systems. This is consistent with the results of Orosz et al. (2000a,b) who claim that the FT V4641 Sgr is likely to contain a black hole (see also the suggestion in Belloni et al. 1999 that the FT CI Cam may contain a black hole). However, given the small samples and strange behaviour in the past of the e.g. NS Cir X-1, this cannot be considered as more than circumstantial support for this interpretation.

4.3.2 Cyg X-3

Cyg X-3 has the largest radio:X-ray ratio of *any* X-ray binary; in fact with multiple radio outbursts brighter than 10 Jy (e.g. Waltman et al. 1995), it is the brightest radio source ever associated with an X-ray binary. Furthermore, it was one of the earliest sources in which a clear correlation between X-ray and radio outbursts was established (Watanabe et al. 1994; see also McCollough et al. 1999). Why is it so bright? Recent VLBA observations reveal a milliarcsecond-scale jet which is clearly one-sided (Mioduszewski et al. 1998, 2001) and may be interpreted as a $\gtrsim 0.8c$ jet inclined within a few degrees of the line of sight. If so, Cyg X-3 is the galactic equivalent of a blazar and may represent more or less the extreme of the possible radio:X-ray ratios.

4.3.3 GRS 1915+105

As Fig 5 clearly demonstrates, the repeated simultaneous X-ray:radio outbursts of the ‘microquasar’ GRS 1915+105

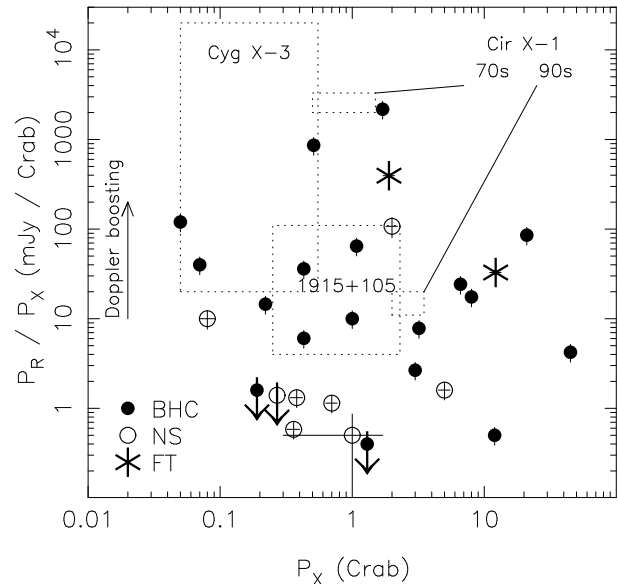


Figure 5. A composite figure displaying the data for both neutron star and black hole candidate systems together, as well as indicating typical ranges of variability for the recurrently-outbursting systems Cyg X-3, GRS 1915+105 and Cir X-1 (the latter for epoch 1970s and epoch 1990s).

lie right in the middle of the BHC distribution. This clearly indicates that while the repetition rate and timescales of X-ray and radio behaviour exhibited by GRS 1915+105 may be unique (e.g. Belloni et al. 2000), the peak X-ray and radio fluxes for individual outbursts are entirely ‘normal’ for BHCs in outburst.

5 CONCLUSIONS

In collecting together data on (near-)simultaneous peak X-ray and radio fluxes from neutron-star (NS), black-hole-candidate (BHC) and a small number of other systems, we have established that there is a significant positive correlation between the two measures for the BHC sample. The NS sample may also be correlated, but the small numbers at present result in only marginal evidence. This is further direct evidence of a coupling between accretion and jet formation in X-ray binaries, and in this case indicates qualitatively that the maximum disc accretion rate is related to the total number of synchrotron-emitting electrons ejected. In principle, the accretion and outflow rate could be directly compared using peak X-ray flux (P_X) and rate of increase of the radio flux density before the peak of the radio outburst (dS_ν/dt), but since in most cases the radio rise is missed, this will not be easy to achieve.

We have also demonstrated that the distribution of P_R/P_X , or ‘radio loudness’, is significantly different for the NS and BHC distributions, in the sense that the BHC sample is in general more ‘radio loud’. This is confirmed by comparison with the persistent, bright BHC and NS systems. The root of this difference seems likely, as with most observational differences between neutron star and black hole X-ray binaries, to be in the presence of a surface in only the NS sample. An important question is whether the BHC sample is ‘radio loud’ or ‘X-ray quiet’. The latter interpretation,

if confirmed, may be considered as further evidence for advective flows crossing an event horizon in black hole systems (but presumably in this case at high accretion rates). This result is particularly interesting in the light of recent claims that luminosity differences between quiescent BHS and NS systems are also tracers of the presence or not of a solid surface (e.g. Asai et al. 1998; Menou et al. 1999; Campana & Stella 2000).

Furthermore, at least three of the BHC sample and both of the FT sample have been resolved into moderately relativistic outflows at radio wavelengths. Their consistency with the rest of the sample implies that the simplest picture is one in which *all* BHC transients produce a mildly relativistic (bulk Lorentz factor $1 \leq \Gamma \leq 5$) jet (if Γ were very high, it would destroy the correlation and would also result in more systems with no detectable radio emission, as it would be beamed out of the line of sight). The neutron stars probably also produce such outflows, but direct observational measurements of Γ for this sample do not yet exist. An origin for all X-ray transient radio outbursts in outflows is not a new idea – see e.g. Hjellming & Han (1995) – but this is the first quantitative investigation of the concept. Supporting this picture, the range of peak fluxes associated with the multiple X-ray/radio outbursts of the jet source GRS 1915+105, are entirely consistent with the broader distribution of BHC transients. This in turn implies that there is nothing special about the physics of the accretion : outflow coupling in GRS 1915+105. While we have not attempted to constrain the upper bound to Γ , the reader should bear in mind that the higher its (mean) value, the less likely it is that we should find the observed correlation, as a result of beaming (relativistic aberration), *unless the X-rays are also beamed*. This point is discussed further in Fender & Hendry (2000) for the case of persistent X-ray binaries, where an attempt is made to constrain the maximum value of Γ using Monte Carlo simulations.

Exceptions to this simplistic model of course exist; the rapid transition from radio-loud to radio-quiet during a sequence of declining X-ray outbursts of GRO J1655-40 (corresponding to a decrease in P_R/P_X by a factor of 5500!) is hard to explain. Similarly, the decay by orders of magnitude in the strength of radio outbursts from Cir X-1 while its peak X-ray flux has increased by a factor of 2–3 is difficult to understand. It seems probable that more than simply jet precession is required to explain some changes, and that additional factors e.g. thermal absorption will need to be considered before the picture is clear.

ACKNOWLEDGEMENTS

This research has made use of the SIMBAD database, operated at CDS, Strasbourg, France. We thank G. G. Pooley and the late R. M. Hjellming and for continuous free exchange of information, P. Jonker, J. Homan and R. Wijnands for discussions about our data set, and both the anonymous referee and G. Dubus for critical reading of the manuscript which led to significant improvements to the paper.

REFERENCES

- Asai K., Dotani T., Hoshi R., Tanaka Y., Robinson C.R., Terada K., 1998, *PASJ*, 50, 611
- Belloni T.M. et al., 1999, *ApJ*, 527, 345
- Belloni T., Klein-Wolt M., Mendez M., van der Klis M., van Paradijs J., 2000, *A&A*, 355, 271
- Blandford R.D., Znajek R.L., 1977, *MNRAS*, 179, 433
- Branduardi G., Ives J.C., Sanford P.W., Brinkman A.C., Maraschi L., 1976, *MNRAS*, 175, P47
- Brocksopp C., Fender R.P., Larionov V., Lyuty V.M., Tarasov A.E., Pooley G.G., Paciasas W.S., Roche P., 1999, *MNRAS*, 309, 1063
- Brocksopp C., Jonker P.G., Fender R.P., Groot P.J., van der Klis M., Tingay S.J., 2000, *MNRAS*, in press (**astro-ph/0011145**)
- Campana S., Stella L., 2000, *ApJ*, 541, 849
- Campana S., Colpi M., Mereghetti S., Stella L., Tavani M., 1998, *ARA&A*, 8, 279
- Charles P.A., 1998, ‘Black Holes in our Galaxy : observations’, In : Abramowicz, M. A., Björnsson, G., Pringle, J. E. (Eds), *Theory of Black Hole Accretion Discs*, Cambridge Contemporary Astrophysics, CUP, 1998, p.1
- Chen W., Shrader C.R., Livio M., 1997, *ApJ*, 491, 312
- Clark J.S. et al., 2000, *A&A*, 356, 50
- Corbel S., Fender R.P., Tzioumis A.K., McIntyre V., Nowak M., Durouchoux P., Sood R., 2000, *A&A*, 359, 251
- Davies R.D., Walsh D., Browne I.W.A., Edwards M.R., Noble R.G., 1976, *Nature*, 261, 476
- Eyles C.J., Skinner G.K., Willmore A.P., Rosenberg F.D., 1975, *Nature*, 527, 291
- Fender R.P., 1997, In : *Proceedings of 4th Compton Symposium*, 1997, AIP Conf. Proc. 410, Eds. Dermer C.D., Strickman M.S., Kurfess J.D., p.798
- Fender R.P., 2000a, *Black Hole States and radio jet formation*, In Proc. ESO workshop ‘Black Holes in binaries and galactic nuclei’, Eds L. Kaper, E.P.J. van den Heuvel and P.A. Woudt, Springer-Verlag, in press (**astro-ph/9911176**)
- Fender R.P., 2000b, *A comparison of radio emission from neutron star and black hole X-ray binaries*, In Proc. NATO ASI ‘The neutron star – black hole connection’, in press (**astro-ph/9911032**)
- Fender R.P., 2000c, *MNRAS*, in press (**astro-ph/0008447**)
- Fender R.P., Hendry M.A., 2000, *MNRAS*, 317, 1
- Fender R.P., Garrington S.T., McKay D.J., Muxlow T.W.B., Pooley G.G., Spencer R.E., Stirling A.M., Waltman E.B., 1999a, *MNRAS*, 304, 865
- Fender, R., Corbel, S., Tzioumis, T., McIntyre, V., Campbell-Wilson, D., Nowak, M., Sood, R., Hunstead, R., Harmon, A., Durouchoux, P., Heindl, W., *ApJ*, 1999b, 519, L165
- Gaensler B.M., Stappers B.W., Getts T.J., 1999, *ApJ*, 522, L117
- Gilfanov M., Revnivtsev M., Sunyaev R., Churazov E., 1998, *A&A*, 338, L83
- Guerriero R. et al., 1999, *MNRAS*, 307, 179
- Han X., Hjellming R.M., 1992, *ApJ*, 400, 304
- Hannikainen D., Campbell-Wilson D., Hunstead R., McIntyre V., Lovell J., Reynolds J., Tzioumis T., Wu K., 2001, in ‘Proceedings of the Third Microquasar Workshop: Granada Workshop on galactic relativistic jet sources’, Eds: A. J. Castro-Tirado, J. Greiner and J. M. Paredes, *Astrophysics and Space Science*, in press
- Haynes R.F., Jauncey D.L., Murdin P.G., Goss W.M., Longmore A.J., Simons L.W.J., Milne D.K., Skellern D.J., 1978, *MNRAS*, 185, 661
- Hjellming R.M., 1979, *IAU Circ* 3369
- Hjellming, R. M., Han, X., 1995, ‘Radio properties of X-ray binaries’, In : Lewin, W. H. G., van Paradijs, J., van der Heuvel, E. P. J. (Eds.), *X-ray binaries*, Cambridge University Press,

- Cambridge, p. 308
- Hjellming R.M., Calovini T.A., Han X.H., Cordova F.A., 1988, ApJ, 335, L75
- Hjellming R.M., Han X., Roussel-Dupre D., 1990, IAU Circ 5112
- Hjellming R.M., Rupen M.P., Shrader C.R., Campbell-Wilson D., Hunstead R.W., McKay D.J., 1996, ApJ, 470, L105
- Hjellming R.M. et al., 1999, ApJ, 514, 383
- Hjellming R.M. et al., 2000, ApJ, 544, 977
- Hunstead R.W., Wu K., Campbell-Wilson D., 1997, *New radio and optical data for GRO J1655-40*, In Proc.IAU Coll 163: 'Accretion phenomena and related outflows', ASP con. series, Vol 121, Eds. D. T. Wickramasinghe, G.V. Bicknell, L. Ferrario, p. 63
- Kaluzienski L.J., Holt S.S., Boldt E.A., Serlemitsos P.J., 1976, ApJ, 208, L71
- Kaluzienski L.J., Holt S.S., Swank J.H., 1980, ApJ, 241, 779
- Kennea J.A., Skinner G.K., 1996, PASJ, 48, L117
- Kuulkers E., A&A, 2000, submitted
- Kuulkers E., Fender R.P., Spencer R.E., Davis R.J., Morison I., 1999, MNRAS, 306, 919, 1999
- Maeda Y., Koyama K., Sakano M., Takeshima T., Yamauchi S., 1996, PASJ, 48, 417
- McCullough M.L. et al., 1999, ApJ, 517, 951
- Menou K., Esin A.E., Narayan R., Garcia M.R., Lasota J-P., McClintock J.E., 1999, ApJ, 520, 276
- Mioduszewski A.J., Hjellming R.M., Rupen M.P., Waltman E.B., Pooley G.G., Ghigo F.D., Fender R.P., 1998, *An image of a highly relativistic jet from a large flare in the X-ray binary Cyg X-3*, In Proc. IAU Coll. 164 : 'Radio emission from Galactic and Extragalactic compact sources', ASP conf. series, Vol 144, Eds. J.A. Zensus, G.B. Taylor, J.M. Wrobel, p.351
- Mioduszewski A.J., Rupen M.P., Hjellming R.M., Pooley G.G., Waltman E.B., 2001, ApJ, submitted
- Mirabel, I.F., Rodriguez, L.F., 1994, Nature, 371, 46
- Mirabel, I.F., Rodriguez, L.F., 1999, ARA&A, 37, 409
- Moore C.B., Rutledge R.E., Fox D.W., Guerriero R.A., Lewin W.H.G., Fender R.P., van Paradijs J., 2000, ApJ, 532, 1181
- Narayan R., Mahadevan R., Quataert E., 1998, *Advection-dominated accretion around black holes*, In : Abramowicz, M. A., Björnsson, G., Pringle, J. E. (Eds), Theory of Black Hole Accretion Discs, Cambridge Contemporary Astrophysics, CUP, 1998, p.148
- Ogley R.N., Ash T.D.C., Fender R.P., 1997, IAU Circ. 6726
- Orosz J. A., Kuulkers E., van der Klis M., McClintock J.E., Jain R.K., Bailyn C.D., Remillard R.A., 2000a, IAU Circ 7440
- Orosz J. A. et al., 2000b, ApJ, submitted
- Penninx W., Lewin W.H.G., Zijlstra A.A., Mitsuda K., van Paradijs J., van der Klis M., 1988, Nature, 336, 146
- Pooley G.G., Fender R.P., 1997, MNRAS, 292, 925
- Revnivtsev M., Borozdin K., Emelyanov A., 1999, A&A, 344, L25
- Shrader C.R., Wagner R.M., Hjellming R.M., Han X.H., Starrfield S.G., 1994, ApJ, 434, 698
- Tanaka Y., Lewin W.H.G., 1995, 'Black-hole binaries', In : Lewin, W. H. G., van Paradijs, J., van der Heuvel, E. P. J. (Eds.), X-ray binaries, Cambridge University Press, Cambridge,
- Tanaka Y., Shibazaki N., 1996, ARA&A, 34, 607
- Tavani M., Fruchter A., Zhang S.N., Harmon B.A., Hjellming R.M., Rupen M.P., Bailyn C., Livio M., 1996, ApJ 473, 103
- Vasiliev L., Trudolyubov S., Revnivtsev M., 2000, A&A, 362, L53
- Waltman E.B., Ghigo F.D., Johnston K.J., Foster R.S., Fiedler R.L., Spencer J.H., 1995, AJ, 110, 290
- Watanabe H., Kitamoto S., Miyamoto S., Fiedler R.L., Waltman E.B., Johnston K.J., Ghigo F.D., 1994, ApJ, 433, 350
- Wu K., Soria R., Campbell-Wilson D., Hannikainen D., Harmon A., Hunstead R., Johnston H., McIntyre V., 2000, MNRAS, submitted.