

Evaluating GAIA performances on eclipsing binaries.

I. Orbits and stellar parameters for V505 Per, V570 Per and OO Peg

U. Munari^{1,2}, T. Tomov^{1,3}, T. Zwitter⁴, J. Kallrath^{5,6}, E.F. Milone⁷, P.M. Marrese^{1,2}, F. Boschi^{1,8},
A. Prša⁴, L. Tomasella¹, and D. Moro⁹

¹ Osservatorio Astronomico di Padova, Sede di Asiago, I-36012 Asiago (VI), Italy

² CISAS, Centro Interdipartimentale Studi ed Attività Spaziali dell'Università di Padova, Italy

³ Centre for Astronomy, Nicolaus Copernicus University, ul. Gagarina 11, 87-100 Torun, Poland

⁴ University of Ljubljana, Department of Physics, Jadranska 19, 1000 Ljubljana, Slovenia

⁵ BASF-AG, ZDP/C-C13, D-67056 Ludwigshafen, Germany

⁶ Astronomy Department, University of Florida, Gainesville, FL 32611, USA

⁷ Physics and Astronomy Department, University of Calgary, Calgary T2N 1N4, Canada

⁸ Dipartimento di Fisica dell'Università di Milano, via Celoria 20, 20131 Milano, Italy

⁹ Dipartimento di Astronomia dell'Università di Padova, Osservatorio Astrofisico, I-36012 Asiago (VI), Italy

Received date.....; accepted date.....

Abstract. The orbits and physical parameters of three detached, double-lined A-F eclipsing binaries have been derived combining H_P , V_T , B_T photometry from the Hipparcos/Tycho mission with 8500-8750 Å ground-based spectroscopy, mimicking the photometric+spectroscopic observations that should be obtained by GAIA, the approved Cornerstone 6 mission by ESA. This study has two main objectives, namely (a) to derive reasonable orbits for a number of new eclipsing binaries and (b) to evaluate the expected performances by GAIA on eclipsing binaries and the accuracy achievable on the determination of fundamental stellar parameters like masses and radii. It is shown that a 1% precision in the basic stellar parameters can be achieved by GAIA on well observed detached eclipsing binaries provided that the spectroscopic observations are performed at high enough resolution. Other types of eclipsing binaries (including semi-detached and contact types) and different spectral types will be investigated in following papers along this series.

Key words: surveys:GAIA – stars:fundamental parameters – binaries:eclipsing – binaries:spectroscopic

1. Introduction

Eclipsing binaries are a prime tool to derive fundamental stellar parameters like mass and radius, or the temperature scale. The study of eclipsing binaries is by no means

Send offprint requests to: U.Munari

a simple task as evidenced by the fact that for less than a hundred objects the stellar parameters have been derived with an accuracy of 1% or better. The prospects for the future sound however quite bright given the expected performances of the GAIA mission.

GAIA has just been selected as the next ESA Cornerstone 6 mission and it is designed to obtain extremely precise astrometry (in the *micro*-arcsec regime), multi-band photometry and medium/high resolution spectroscopy for a large sample of stars. The goals as depicted in the mission *Concept and Technology Study* (ESA SP-2000-4) call for astrometry and broad band photometry to be collected for all stars down to $V \sim 20$ mag over the entire sky ($\sim 1 \cdot 10^9$ stars), with brighter magnitude limits for spectroscopy and intermediate band photometry. Each target star should be measured over a hundred times during the five year mission life-time, in a fashion similar to the highly successful *Hipparcos* operational mode. The astrophysical guidelines of the GAIA mission are discussed by Gilmore et al. (1998) and Perryman et al. (2001), an overview of the GAIA payload and spacecraft being presented by Mérat et al. (1999), while the goals of GAIA spectroscopy and photometry have been discussed by Munari (1999a,b).

With photometry complete down to $V = 20$ mag and spectroscopy down to $V = 15$ mag or so (depending on the final optical design and overall throughput), one may expect to detect a large number of eclipsing binaries. Let's roughly estimate how much. The number of stars brighter than $V = 15$ (thus bright enough for GAIA to obtain *both* photometry *and* spectroscopy) is $5 \cdot 10^7$ and their average spectral type is about G7. Scaling the Hipparcos results

Table 1. Program eclipsing binaries. Data from the Hipparcos Catalogue. H_P, B_T, V_T are median values (i.e. out-of-eclipse).

Name	Spect.	H_P	B_T	V_T	α_{J2000} (h m s)	δ_{J2000} ($^{\circ}$ ' ")	parallax (mas)	μ_{α} (mas yr $^{-1}$)	μ_{δ} (mas yr $^{-1}$)	
V505 Per	HIC 10961	F5	6.960	7.364	6.916	02 21 12.9625	+54 30 36.282	15.00 \pm 0.84	41.61 \pm 0.63	-3.74 \pm 0.47
V570 Per	HIC 14673	F5	8.170	8.641	8.128	03 09 34.9443	+48 37 28.696	8.53 \pm 0.96	52.20 \pm 0.85	-41.58 \pm 0.79
OO Peg	HIC 107099	A2	8.336	8.690	8.359	21 41 37.6982	+14 39 30.747	2.24 \pm 1.05	-3.11 \pm 1.29	-14.37 \pm 0.71

(917 detected among the 118218 stars surveyed, or 0.8%), $\sim 4 \cdot 10^5$ of them should be eclipsing binaries. At an average G7 spectral type it may be estimated that about 25% of them ($\sim 1 \cdot 10^5$) will be double-lined in GAIA spectral observations (cf. Carquillat et al. 1982). Even if for only 1% of them it should be possible to derive orbits and stellar parameters at 1% precision, this still would be $\sim 25\times$ what have been so far collected from devoted ground-based observing campaigns during the last century (cf. Andersen 1991).

GAIA is baselined to rotate every three hours around an axis (pointing 55° away from the Sun) that completes a precession cycle every 76 days. Stars will be recorded while they transit across the field of view of the three fixed telescopes on board (which use as detectors mosaics of CCDs operating in time-delayed integration mode). Thus, how many times and when a star will be observed depends on its position on the sky and the GAIA scanning law. On the average a star should be observed ~ 150 times during the GAIA mission lifetime. On each passage over a given star, GAIA will obtain one astrometric measurement, one reading each for a series of photometric bands (~ 11 are currently baselined) and one spectrum (covering the region 8500-8750 \AA centered on the near infrared Ca II triplet and the head of the Paschen series).

How this sampling by GAIA compares with examples of state-of-the-art ground based studies of eclipsing binary stars? Generally, between 30 and 60 good spectra (secured away from conjunction phases) are enough to characterize well the radial velocity curve and the spectroscopic orbit, while many hundreds to several thousands photometric points are necessary to cover in detail the photometric

lightcurve (and the eclipse phases in particular) and to derive an accurate photometric solution. The 150 spectra per star secured on the average by GAIA should put the spectral monitoring of eclipsing binaries on the safe side even for the faintest recorded systems. Where GAIA could fall short of optimal coverage is with the photometric observations. A pertinent example is given by Hipparcos, which scanned the sky in a fashion very similar to GAIA: with a mean of 110 observations per star, the eclipses of many binaries have been covered by less than 10 photometric points.

The limit on the number of photometric observations is intrinsic to the GAIA operation mode and cannot be changed by large margins. It is also quite evident that a devoted effort from an international consortium to perform follow-up observations of even a small subsample of the $\sim 4 \cdot 10^5$ eclipsing binaries detected by GAIA would be an unrealistic goal to achieve. Moreover, it can be anticipated that such follow-up projects could take many years to be completed and could obviously begin only after the end of the GAIA mission and the completion of the data reduction and dissemination phase. It thus seems quite relevant to investigate the accuracy to which eclipsing binaries can be investigated on the base of the GAIA data alone. The present series of papers is devoted precisely to this aim, combining ground based spectroscopy over the 8500-8750 \AA interval chosen for GAIA with existing Hipparcos/Tycho photometry that well mimics the GAIA photometric harvest.

To be precise, GAIA is expected to collect a number of photometric points per star, per band similar to Hipparcos. However Hipparcos collected data in just three bands (H_P, B_T, V_T , see Figure 1), while GAIA is baselined to operate ~ 11 bands. Therefore, combining all data in all bands, GAIA should provide $\sim 4\times$ photometric points per star compared to Hipparcos.

The dispersion currently baselined for GAIA spectroscopy is 0.75 $\text{\AA}/\text{pix}$. However, a different dispersion could eventually be selected between the 0.25 - 1.5 $\text{\AA}/\text{pix}$ boundaries investigated during the mission planning phase. We decided to carry out our observations at the highest resolution considered possible for GAIA (0.25 $\text{\AA}/\text{pix}$), for two basic reasons: (a) to evaluate the maxi-

Table 2. Number of Hipparcos (H_P) and Tycho (B_T, V_T) photometric data and ground based radial velocity observations, their mean S/N and standard error for the three program stars.

	Hip		Tyc			RV		
	N	$\sigma(H_P)$	N	$\sigma(B_T)$	$\sigma(V_T)$	N	S/N	$\sigma(RV)$
OO Peg	73	0.013	61	0.110	0.109	21	38	3.5
V570 Per	92	0.014	120	0.111	0.100	28	57	3.6
V505 Per	122	0.009	152	0.057	0.051	20	91	1.7

Table 3. Journal of radial velocity data. The columns give the spectrum number (as from the Asiago 1.82 m Echelle+CCD log book), the heliocentric JD (+2451000), the radial velocities and their standard errors for both components. An asterisk marks the spectra with too severe blending of the lines from both components for meaningful separate measurement. The latter have not been used in modeling the binaries.

V505 Per						V570 Per						OO Peg					
#	HJD	RV _A	err _A	RV _B	err _B	#	HJD	RV _A	err _A	RV _B	err _B	#	HJD	RV _A	err _A	RV _B	err _B
30349	147.4711	79.1	2.1	-81.5	1.5	30364	147.5377	-78.1	4.2	116.1	3.9	30230	126.2919	-91.6	4.1	119.9	1.4
30721	153.4598	-91.7	0.5	89.7	3.3	30716	153.4343	-91.8	1.0	135.3	4.5	30286	147.2247	-100.4	3.8	121.4	4.6
30785*	154.4885	-0.7	1.6	-0.7	1.6	30796	154.5488	109.8	5.4	-61.5	3.9	30685	153.2106	-106.6	3.3	117.8	2.8
30828	155.3391	81.5	2.6	-85.3	2.2	30842	155.4289	-88.9	2.1	123.7	1.3	30745	154.1937	53.6	3.5	-38.8	3.1
30894	156.3391	42.5	1.8	-46.0	0.3	30903	156.4605	107.4	2.9	-65.9	1.1	30815	155.1945	69.8	3.3	-54.9	4.4
31155	165.3867	-38.0	0.9	40.7	0.6	31161	165.4133	68.6	4.7	-22.6	2.3	30874	156.2212	-101.3	2.3	118.3	7.8
31214	166.4223	-82.1	0.8	82.4	1.4	31219	166.4476	-53.1	4.3	95.1	1.9	31117	165.2149	-101.3	1.1	119.4	2.6
31263	167.3923	22.0	0.1	-22.8	0.9	31268	167.4216	110.9	6.7	-62.3	2.0	31187	166.1952	66.5	2.2	-59.2	3.7
31312	169.4268	-12.4	1.8	14.2	1.1	31317	169.4937	138.3	4.4	-88.1	2.3	31243	167.2751	40.9	3.8	-36.4	4.9
31453	197.4223	73.6	1.6	-74.1	1.8	31456	197.4483	-14.6	5.2	71.3	2.1	31431	197.1985	36.1	0.8	-1.7	9.1
31455	197.4386	73.7	1.2	-79.1	1.9	31779	206.3250	-45.5	3.5	87.6	1.8	31621	201.2230	-94.6	5.7	109.4	1.9
31817	209.2477	-22.9	2.4	19.8	3.6	31821	209.3057	126.4	4.9	-76.1	1.8	33109	400.5219	-55.4	1.6	73.4	1.7
31941	216.3976	-72.8	2.0	74.4	2.9	31967	217.4277	66.5	3.4	-19.5	1.3	33313	481.3637	-100.2	9.9	95.3	9.9
33294	480.5084	86.8	2.1	-83.1	1.0	32056	224.4361	103.4	6.2	-61.3	2.1	33400*	506.2928	9.7	1.8	9.7	1.8
33296	480.5286	85.5	2.5	-87.6	0.8	32080	225.3604	-60.6	7.1	90.4	4.5	33437	507.3198	82.7	1.9	-67.6	1.7
33325	485.4974	59.8	0.5	-59.9	0.5	33297	480.5490	-72.5	2.9	112.4	6.5	33467	508.1901	-83.2	4.9	109.5	3.5
33376	505.4180	54.3	2.2	-59.8	1.2	33328*	485.5251	14.8	2.9	14.8	2.9	33512*	509.1837	6.6	2.0	6.6	2.0
33674	531.3520	89.5	3.2	-90.8	0.5	33378*	505.4516	30.5	2.8	30.5	2.8	33696	533.3212	66.6	3.8	-45.0	0.5
33988	565.3701	80.7	3.1	-87.3	1.2	33410*	506.4728	19.8	2.2	19.8	2.2	35244	714.5465	-99.2	2.5	107.7	6.5
34026	567.2156	-89.5	1.9	92.9	4.7	33431	507.2567	-45.4	2.0	87.9	2.1	35745	798.3182	-65.1	1.8	85.1	0.6
						33486*	508.3856	20.9	0.4	20.9	0.4	35783	799.4859	116.8	3.6	-105.9	6.8
						33528*	509.3303	23.0	2.8	23.0	2.8						
						33706	533.4862	-94.8	3.2	131.2	2.9						
						33868	561.2317	134.0	6.1	-76.1	4.2						
						33870	561.3084	123.3	7.5	-74.6	1.5						
						33932	564.2202	-62.8	4.3	97.8	2.1						
						33965*	564.4945	18.6	8.1	18.6	8.1						
						34066	570.2546	49.8	6.6	-1.9	6.1						

mum GAIA potential, and (b) because data secured at a higher resolution can always be degraded to mimic lower resolution observations, while the contrary is obviously not feasible.

Finally, it is worth noticing that GAIA will be able to follow the astrometric motion around the baricenter of the components of binary stars separated by at least 0.05 arcsec, thus providing a completely independent method to derive fundamental stellar parameters for those binaries in the solar neighbourhood whose orbital period is not much longer than the GAIA mission lifetime.

2. Target Selection

At the relatively bright magnitude limit reached by Tycho observations (limit of completeness $V \sim 10.5$) the average color of the stars corresponds to a G0 spectral type. At the fainter magnitudes reached by GAIA the stars will be increasingly redder, with an average K0 spectral type at $V=15$ mag. Therefore the target stars for the present series of papers will be biased toward G-K spectral types, with less target stars among the A, F and M types.

All targets in this paper series are selected among the eclipsing binaries observed by the Hipparcos/Tycho mission, with preference to those lacking an orbital solution in literature.

In this first paper we investigate the three A–F, detached eclipsing binaries listed in Table 1. The number of available photometric and spectroscopic data and their mean standard errors are given in Table 2. V505 Per has an accurate spectroscopic/photometric solution from extensive ground observations (Marshall et al. 1997) and serves for comparison, while for V570 Per and OO Peg the orbit is derived here for the first time.

In following papers along this series we will also consider semi-detached and contact eclipsing binaries as well as eclipsing binaries with one or both of the components being a variable star itself.

3. Radial Velocities

A 0.25 Å/pix dispersion and a ~ 0.50 Å resolution over the 8500–8750 Å wavelength range (therefore a resolving

power $R = \lambda / \Delta \lambda = 17,000$) will be maintained throughout this paper series.

The spectroscopic observations have been obtained with the Echelle+CCD spectrograph on the 1.82 m telescope operated by Osservatorio Astronomico di Padova atop Mt. Ekar (Asiago). A 2.2 arcsec slit width was adopted to match the $R = \lambda / \Delta \lambda = 17,000$ requirement. The detector has been a UV coated Thompson CCD 1024x1024 pixel, 19 micron square size. The GAIA spectral range is covered without gaps in a single order by the Asiago Echelle spectrograph. The actual observations however extended over a much larger wavelength interval (4500-9000 Å). Here we will limit the analysis to the GAIA spectral interval; the remaining, much larger wavelength domain will be analyzed elsewhere together with devoted multi band photometry from pointed ground based observations.

A sub-sample of the spectra collected at representative phases is presented in Figure 2 for the three program stars.

The spectra have been extracted and calibrated in a standard fashion using the IRAF software package running on a PC under Linux operating system. The stability of the wavelength scale of the Asiago Echelle spectrograph has been discussed in detail by Munari and Lattanzi (1992) and Munari and Tomasella (1999a). We checked it on each recorded spectrum by measuring the wavelengths of several telluric absorption lines that are abundant in the Echelle orders next to the one covering the GAIA spectral window (cf. Munari 1999b). No wavelength shift has been detected in excess of 0.2 km sec^{-1} which nicely compares with the intrinsic precision limit of radial velocities from cross-correlation techniques ($\pm 0.01 \text{ pixels} = 0.1 \text{ km sec}^{-1}$ for the chosen instrumental set-up).

The radial velocities on the spectra of the three targets have been measured both in a line-by-line fashion as well as via cross-correlation.

In the line-by-line approach we considered for all the program binaries only the three CaII lines (8498.018, 8542.089, 8662.140 Å; Paschen 14 at 8598.394 Å has been used too, but only on the best OO Peg spectra). To mea-

sure the line wavelengths we tested different approaches: profile fitting (gaussian, lorentzian or voigt profiles), bisector method and line photo-centering (`center1d` tool in IRAF). They gave nearly equivalent results, with the line-centering performing slightly better on average.

The superior intrinsic potential of the cross-correlation approach (`fxcor` and `xcsao` tools in IRAF) is generally only marginally exploited in real, ground-based spectra because of the need for a normalization of the continuum spectrum before running the cross-correlation. The normalization is particularly critical for our spectra (A and F spectral types, cf. Table 1) because they are dominated by a few broad lines with extended wings and nearly line-empty continuum in between. The shape of the continuum is badly affected by the blaze function (particularly peaked in Echelle low-number and near-IR orders) and by less predictable effects arising at the spectrograph slit and condensations on the dewar window. As templates for the cross-correlation we both used single lined spectra at conjunctions, as well as real and synthetic spectra from the Munari and Tomasella (1999b), Munari and Castelli (2000) and Castelli and Munari (2001) databases.

The radial velocities that we have measured are listed in Table 3. They are those obtained with the line photo-centering method. The cross-correlation has provided pretty similar results, only marginally less accurate. In real GAIA observations however, where the extreme stability and reproducibility at the spectroscopic focal planes will be pursued at its best over the whole mission lifetime, the cross-correlation technique will be the adopted method to measure the radial velocities.

4. Hipparcos/Tycho photometry

The input photometric data for the three program stars are those provided by the Hipparcos/Tycho mission. Those for V505 Per and OO Peg have been taken directly from the mission final databases on CD-ROMs, while for V570 Per the data (which were not previously published/distributed given their poorer quality) have been obtained upon request from ESA.

The Hipparcos/Tycho mission collected data in three photometric bands (cf. Figure 1). The Hipparcos H_P band is the most accurate of the three (cf. Table 2) and resembles white light measurements. The Tycho B_T and V_T bands are similar to the Johnson equivalent bands, as indicated by the transformation equation provided in the explanatory notes of the Hipparcos/Tycho Catalogue:

$$V_J = V_T - 0.090 \times (B - T)_T \quad (1)$$

$$(B - V)_J = 0.850 \times (B - V)_T \quad (2)$$

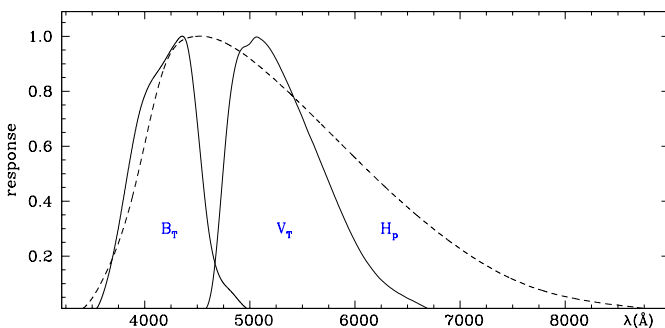


Fig. 1. Transmission of the Hipparcos H_P and Tycho B_T, V_T bands.

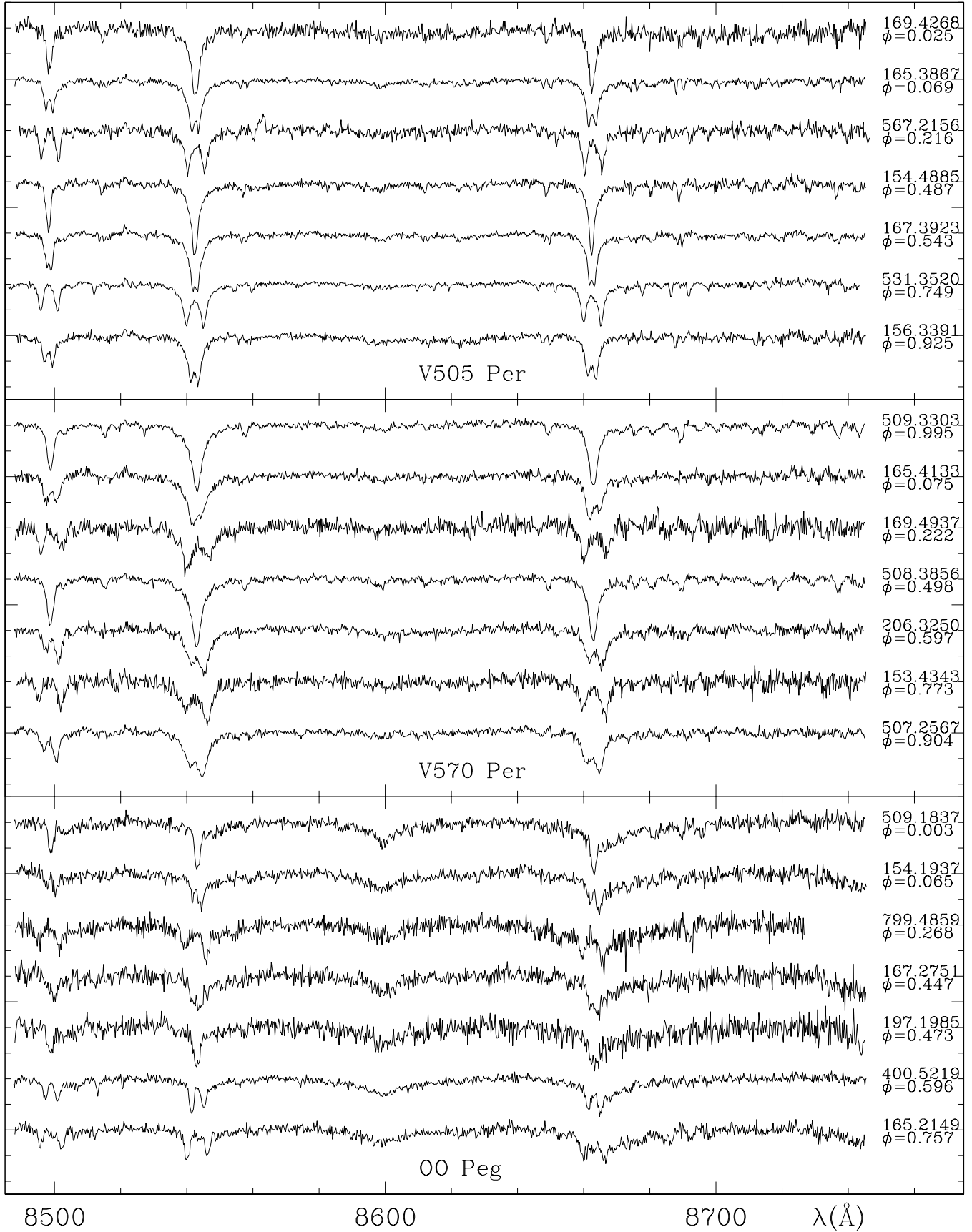


Fig. 2. A sample of the recorded spectra for the program stars. The HJD (+2451000) and the orbital phase (according to orbital elements listed in Table 4) are given on the right.

5. Modeling

The WD98 code used for the analyses is the successor program to WD95 described by Kallrath et al. (1998), the philosophy behind which was described in Kallrath and Milone (1999). WD98 includes the version of the Wilson-Devinney code distributed by Wilson (1998), namely the options of having (a) time rather than phase as input data, (b) a square root limb-darkening law (in addition to the linear and logarithmic options of WD95), (c) atmospheric scattering effects in modeling the light curve, (d) adjustment of the period and epoch within the Wilson-Devinney code, and (e) adjusting a linear change in period and in the argument of periastron. WD98 permits iterative operation, and variable damping factor as the solution is approached, to minimize the effects of correlations among the parameters, and retains Kurucz atmosphere models for the stellar components. We use logarithmic limb-darkening coefficients for the passbands computed from Kurucz models by W. VanHamme, and the desktop interpolation program of D. Terrell.

For all the three stars investigated in this study the following steps were taken. The photometric data were plotted and the mean of the maxima used to normalize the light of the system. The initial epoch and period were taken from the Hipparcos solution (listed in the Hipparcos Catalogue), the temperature of the hotter star from the spectral classification, the temperature of the cooler star from the ratio of the depth of the minima, initial potentials set arbitrarily so that the stars did not exceed their critical surfaces (in modeling contact and over-contact systems, this procedure is changed, of course). Initially, all runs were carried out with linear limb-darkening and single-pass reflection treatment. The H_P, V_T, B_T photometric data and the radial velocity curves for both components were modeled together. The passband-specific flux ratio files (containing the ratio of the atmosphere to blackbody fluxes) were created from Kurucz atmosphere models by C.R. Stagg.

The parameters that were adjusted initially were the semi-major axis (a), barycentric radial velocity (V_γ), inclination (i), temperature of star 2 (T_2), modified Kopal potentials ($\Omega_{1,2}$), mass ratio ($q = m_2/m_1$), epoch, period (P), and relative luminosity in each passband of star 1 ($L_{1,\lambda}$), where star 2 is the component closer to us at the part of the light curve designated as phase 0.0 .

After the computer-generated corrections for the epoch and period fell below their standard errors by at least 50%, these parameters were no longer adjusted in subsequent run, to improve the precision of the remaining parameters. Note that the potentials of both stars were permitted to vary (thus the stellar sizes are constrained by the eclipses alone).

6. Results

For all program stars the solutions well agreed inside the uncertainties with null eccentricity. We then fixed $e = 0.0$ and rerun the solutions.

As the initial temperature for the primary (hotter) star we adopted the one corresponding to the spectral type (from Table 1) according to Popper (1980). No reddening correction was adopted for these nearby binary systems (missing also accurate spectral classifications of both components).

For all the program stars there is no discernible sign of departure from spherical symmetry for either component: $r_{pole} = r_{point} = r_{side} = r_{back}$. The program stars are therefore examples of well detached eclipsing systems.

The goal of this paper is to evaluate the potentials of GAIA observations on eclipsing binaries and not to discuss into details the solution obtained for each program star. To this aim we will refrain from listing and discussing unnecessary minor details about the modeling solutions. Moreover, we used all available photometric data to the aim of simulating *automatic* treatment of GAIA data; it is however clear from Figures 3, 4 and 5 that using *only* H_P data (ignoring B_T and V_T ones) would have neatly reduced the errors on some of the stellar parameters in Table 4, in particular the radii and the derived quantities (like bolometric magnitudes and surface gravities). Therefore, the software that will actually deal with GAIA data should be smart enough to exclude from the analysis the whole lightcurves adding only noise to the solution.

6.1. V505 Persei

The derived parameters for V505 Per are listed in Table 4, where they are compared to the Marshall et al. (1997) solution which should be correct to about 1% or better, and thus serves at the “*true, intrinsic*” set of values to compare with.

Marshall et al. used 63 spectra secured at $R = \lambda / \Delta \lambda = 43,000$ compared to our only 20 at $R = \lambda / \Delta \lambda = 17,000$. This of course reflects into an intrinsically higher precision of each observation, a firmer radial velocity orbital solution and a lower scatter of points along the computed curve for the Marshall et al. work. Nevertheless, determinations of individual masses and semi-major axis coincide inside the errors.

The surface temperatures of the two components are constrained to ± 60 K using the Hipparcos/Tycho three band photometry. GAIA will obtain photometric data on ~ 11 bands, carefully placed and shaped to enhance the sensitivity, diagnostic capabilities and disentangling abilities to temperature, luminosity, metallicity and gravity overlapping effects. It is therefore quite safe to assume that the error on the temperature estimate that GAIA could achieve on eclipsing binaries similar to V505 Per will be

Table 4. Modeling solutions. The uncertainties are formal mean standard errors to the solution. The last four rows gives the standard deviation of the observed points from the derived orbital solution.

parameter (units)	V570 Per	OO Peg	V505 Per	
			present work	Marschall et al. (1997)
Period (days)	1.9009312 ± 0.0000023	2.9846534 ± 0.0000083	4.2220116 ± 0.0000054	4.22201924 ± 0.00000004
Epoch (HJD)	2448500.1655 ± 0.0030	2448500.6453 ± 0.0075	2447808.5997 ± 0.0006	2447808.5998 ± 0.0001
a (R_{\odot})	8.75 ± 0.06	13.12 ± 0.11	15.059 ± 0.079	14.971 ± 0.017
V_{γ} (km sec ⁻¹)	21.91 ± 0.45	8.46 ± 0.39	-0.41 ± 0.39	+0.040 ± 0.074
q = $\frac{m_2}{m_1}$	0.951 ± 0.01	0.983 ± 0.01	0.982 ± 0.011	0.985 ± 0.002
i (deg)	78.8 ± 1.02	85.7 ± 4.8	88.18 ± 0.11	87.83 ± 0.02
e	0.0	0.0	0.0	0.0
T ₁ (K)	6460 ± 150	8770 ± 150	6460 ± 60	6486 ± 105
T ₂ (K)	6204 ± 300	8609 ± 300	6414 ± 60	6383 ± 132
\mathfrak{R}_1 (R_{\odot})	1.64 ± 0.16	2.32 ± 0.37	1.40 ± 0.02	1.29 ± 0.03
\mathfrak{R}_2 (R_{\odot})	1.01 ± 0.25	1.43 ± 0.79	1.14 ± 0.03	1.27 ± 0.07
M_1 (M_{\odot})	1.28 ± 0.03	1.72 ± 0.03	1.30 ± 0.02	1.265 ± 0.006
M_2 (M_{\odot})	1.22 ± 0.03	1.69 ± 0.03	1.28 ± 0.02	1.247 ± 0.006
$M_{bol,1}$	3.24 ± 0.18	1.13 ± 0.26	3.60 ± 0.04	3.58 ± 0.07
$M_{bol,2}$	4.54 ± 0.44	2.26 ± 0.85	4.04 ± 0.05	3.69 ± 0.09
log g_1	4.12 ± 0.05	3.94 ± 0.08	4.26 ± 0.01	4.32 ± 0.02
log g_2	4.55 ± 0.12	4.35 ± 0.19	4.43 ± 0.01	4.33 ± 0.02
$\sigma_{RV,1,2}$ (km sec ⁻¹)	3.6, 4.0	5.8, 7.3	1.5, 2.5	
σ_{B_T} (mag)	0.12	0.12	0.09	
σ_{V_T} (mag)	0.10	0.11	0.10	
σ_{H_P} (mag)	0.017	0.012	0.009	

significantly better than the already good ± 60 K allowed by Hipparcos/Tycho data.

The other parameters are satisfactorily determined, usually coincident inside the reported formal errors with the Marshall et al. solution.

The largest discrepancy between our GAIA-like solution and Marshall et al. work is - of course - in the determination of the stellar radii which is strongly dependent on the branches of the minima in the lightcurve. The Marshall et al. lightcurve has eclipses mapped by about 400 points of excellent quality per band, while only 10 Hipparcos H_P and 18 Tycho B_T , V_T measurements cover the eclipses. Even if the *formal* error to the solution is smaller in our case, this is no doubt the result of the very small number statistics. The difference in the radii between our and Marshall et al. solutions is 8.5% for the primary and 11% for the secondary. Looking at the lightcurve in Figure 3 not a single H_P observation falls on the rising branch of the primary eclipse. No wonder then that a difference of the order of 10% exist in the radius determinations ! Just doubling the number of Hipparcos observations (and thus statistically doubling the eclipse coverage) would have resulted in a determination of absolute radii of the components of V505 Per accurate to 3-4%.

6.2. OO Pegasi

OO Peg is similar to V505 Per (well detached system, similar period, equal depth eclipses), but observationally more difficult: it is fainter (by 1.4 mag) and its early-A spectral type makes the Ca II lines weaker and the spectra dominated by broad Paschen lines. In fact, mean standard errors in Table 2 for photometry and radial velocities are twice those of V505 Per.

Contrary to V505 per and V570 Per, we intentionally did not pay attention to the orbital phase when we observed OO Peg, in the attempt to simulate odd phase coverage by GAIA. This choice generated the quite uneven distribution of RV points in Figure 4, with just a single observation around the first quadrature.

In spite of such less favorable photometric and spectroscopic observing conditions, the solution for OO Peg in Table 4 looks good anyway. The error on the semi-major axis is 0.8% (0.5% for V505 Per), on the temperature of the secondary 3% (0.9%), on masses of both components 1.1% (1.5%), on mass ratio 1.0% (1.0%), on systemic velocity 0.4 km sec⁻¹ (0.4 km sec⁻¹). The much poorer and noisier eclipse sampling of OO Peg in comparison to V505 Per manifests itself in the determination of radii and inclination: the error on the radius of the primary is 16% (8%) and for the secondary 55% (11%), while the error for inclination is 4.8 degrees (0.5 degrees).

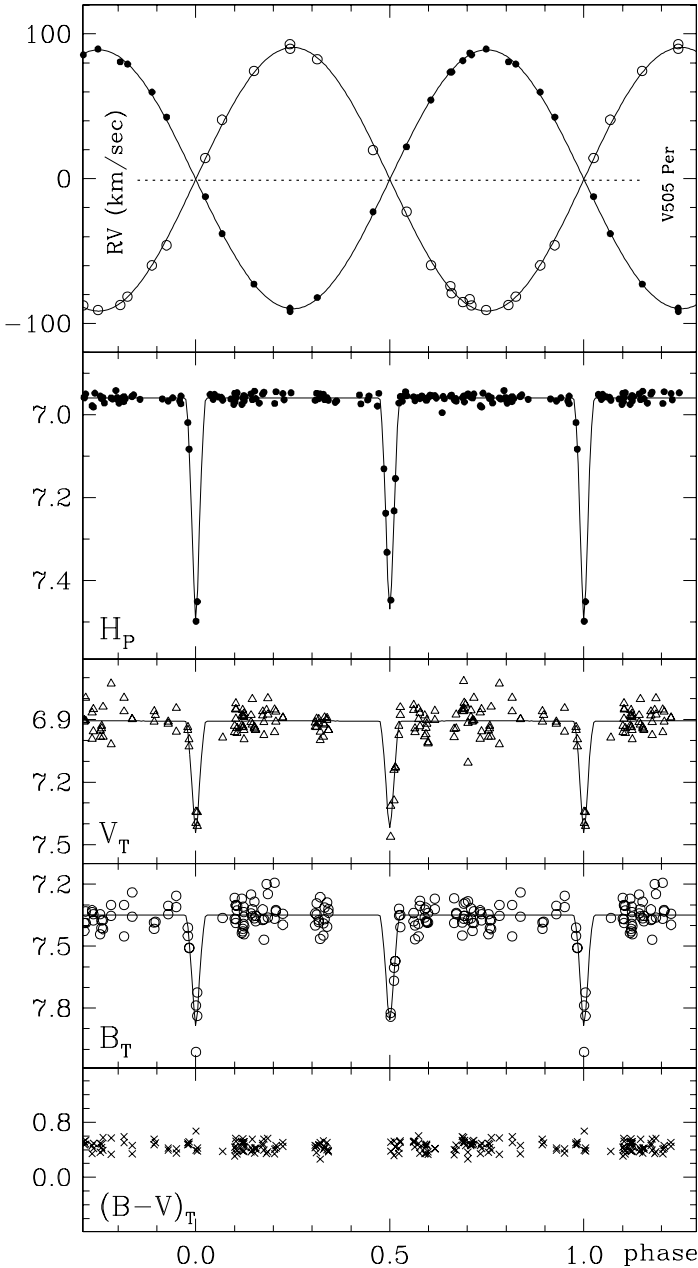


Fig. 3. Hipparcos H_P and Tycho V_T , B_T , $(B-V)_T$ lightcurves of V505 Per folded onto the period $P = 4.2220116$ days. The lines represent the solution given in Table 4.

6.3. V570 Persei

With V570 Per we explored a system very similar to V505 Per, but with twice larger errors (cf. Table 2) affecting both photometry and spectroscopy *and* showing much less pronounced eclipses. Indeed, they are visible only in the H_P lightcurve (cf. Figure 5). As for V505 Per, we planned the spectroscopic observations to obtain a good coverage at all orbital phases.

The system parameters mainly linked to radial velocities are constrained well enough: the error of the semi-

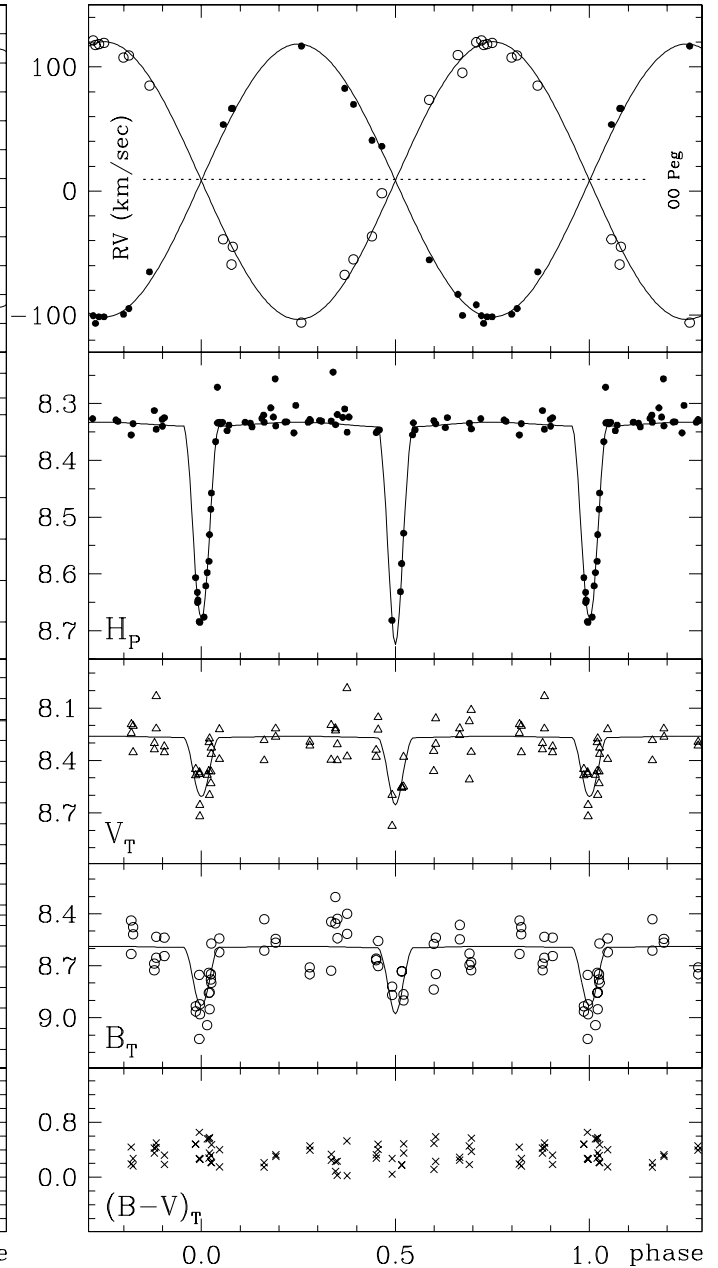


Fig. 4. Hipparcos H_P and Tycho V_T , B_T , $(B-V)_T$ lightcurves of OO Peg folded onto a period $P = 2.9846534$ days. The lines represent the solution given in Table 4.

major axis is 0.7% (0.5% for V505 Per), of masses of both components 2.4% (1.5%), of mass ratio 1.1% (1.0%), of systemic velocity 0.45 km sec^{-1} (0.4 km sec^{-1}). Determination of radii and inclination obviously suffer from poorer sampling and larger noise of photometric data: the error of the radius of the primary is 10% for V570 Per (8% for V505 Per) and for the secondary 25% (11%), while for inclination the error is 1.0 degrees (0.5 degrees). The temperature of the secondary star is constrained within 4.5% (0.9% for V505 Per).

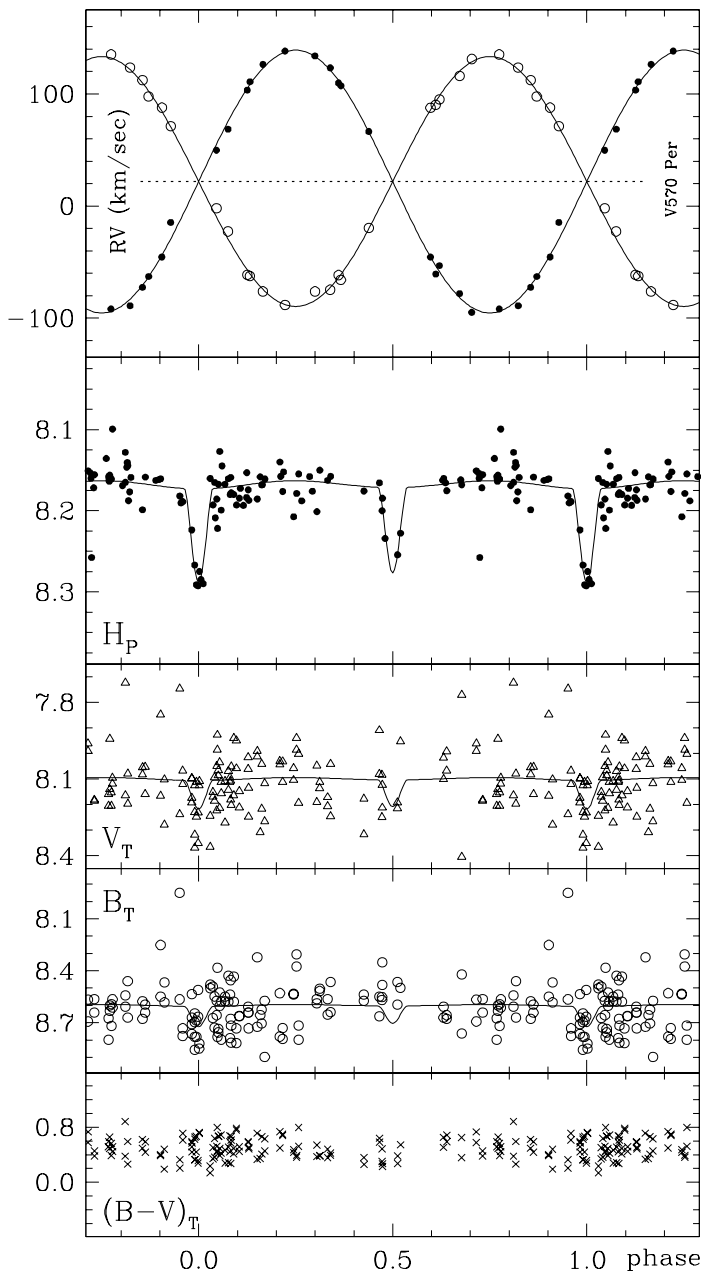


Fig. 5. Hipparcos H_P and Tycho V_T , B_T , $(B-V)_T$ lightcurves of V570 Per folded onto a period $P = 1.9009312$ days. The lines represent the solution given in Table 4.

7. Discussion

A detailed discussion of expected GAIA performances will necessarily be postponed to the end of the present series, when enough stars will be investigated to cover the span of spectral types and kinds of interaction (detached, semi-detached, contact). This will provide us with a representative sample of the huge zoo of eclipsing binary stars within the observational capabilities of the coming ESA Cornerstone 6 mission.

Table 5. Comparison between the Hipparcos distances and those derived from the parameters of the modeling solution in Table 4.

	distance (pc)		
	Hipparcos	this paper	Marshall et al.
V505 Per	66 ± 4	59 ± 4	62 ± 3
V570 Per	117 ± 14	108 ± 6	
OO Peg	445^{304}_{840}	320 ± 38	

Nevertheless, a few brief statements are in order to comment on the promising results on well detached, double-lined eclipsing binaries of A, F spectral types of a few days orbital period obtained here.

7.1. Masses, Orbital Separations, Baricentric Velocities

In this paper we used a mean of 23 spectra per star, spread over a wide range of S/N. (cf. Table 2). Orbital separations and individual masses are constrained to $\sim 0.7\%$ and $\sim 1.5\%$, respectively. Thus the selected $\Delta\lambda = 250 \text{ \AA}$ wavelength range between 8490 and 8740 \AA is working fine for spectral types A and F, even though it was optimized for cooler stars (the vast majority of field stars in the range of magnitude of interest to GAIA are G and K stars). GAIA will record the majority of its spectra at S/N lower than obtained for this paper, but this will be compensated by a much larger number of spectra per star, typically 150. It is therefore quite possible that a sizeable fraction of the well detached, double-lined eclipsing binaries of A-F spectral type observed by GAIA will have their orbital separation and masses of both components determined to an accuracy of $\sim 1\%$ provided that the spectral dispersion and resolution will be not too far from $0.25 \text{ \AA}/\text{pix}$ and 0.5 \AA , respectively.

The baricentric velocities are constrained to better than 0.5 km sec^{-1} , which is fine in comparison to the accuracy of GAIA tangential motions, and also adequate to resolve the internal kinematics of stellar aggregates (clusters, associations, etc.)

7.2. Period, Epoch, Eccentricity

Periods, epochs and eccentricities can be derived to a high level of accuracy as this investigation has proved and the 5 years of planned mission lifetime for GAIA suggests.

For the program stars we adopted $e = 0.0$ because modeling excluded any eccentricity larger than 0.01, which can be taken as a rough indication of the accuracy to which eccentricity could be determined by GAIA observations.

Periods for the three program stars have been determined to such an accuracy that it would take $\Delta t \sim 170$ years (on the average) to bring the ephemeris out of phase for more than 10% of the orbital period. The 5 years of

GAIA operation (compared to the time span of 3.36 years for Hipparcos data or 1.38 years for the spectral data used here), should expand the 10% accuracy horizon of the ephemeris to $\Delta t \sim 250$ years.

7.3. Inclination, radii

These parameters severely depend upon the way photometry maps the eclipse phases.

Hipparcos has collected about 110 measurements per star. If eclipses last for 1/10 or less of the orbital period, one has to expect 10 or less photometric points to be distributed over the eclipse phases.

GAIA will have three lines of view (at ~ 120 deg). If the same set of core photometric bands is present in *all* the three channels (a feature yet to be optimized in the currently baselined GAIA design), the number of collected photometric points will proportionally increase with great benefit not only to the study of eclipsing binaries but also to variable stars in general.

7.4. Temperature, surface gravity

These two parameters are quite dependent too on GAIA photometry. However, they can be determined in a completely independent way.

Effective temperatures and surface gravities are in fact two of the basic output of spectral synthesis analysis (e.g. based on Kurucz model atmospheres). The 0.25 Å/pix dispersion and 0.5 Å resolution GAIA spectra used here are quite adequate to derive temperatures to ± 30 K and gravities to 0.1 dex (cf. Munari and Castelli 2000). The analysis of GAIA spectra of eclipsing binaries (mainly those obtained at quadratures when spectra of both components are better observed) would therefore provide these quantities directly.

The effective temperature and surface gravity determined directly from GAIA spectra could then be used to check *a posteriori* the results of modeling or used as inputs in the modeling process to decrease the number of variables.

7.5. Comparison with Hipparcos Distances

A natural check about the goodness of the orbital solution and modeling is to compare the distance to the program stars computed from the modeling parameters in Table 4 with the trigonometric parallaxes measured by Hipparcos. This is done in Table 5, together with the distance to V505 Per from the modeling of Marshall et al. (1997).

The high expected performances of GAIA observations are confirmed: (a) the modeling of photometric lightcurves and radial velocity curves for the three program stars constrains the distance to a better accuracy than Hipparcos trigonometric parallax, and (b) modeling distances and Hipparcos parallaxes agree inside the respective errors.

As for the effective temperature and surface gravity, trigonometric parallaxes determined directly by GAIA (at an average 200× better precision than Hipparcos) could then be used to check *a posteriori* the results of modeling or used as an input value in the modeling process itself.

7.6. Prospects for GAIA

The unique characteristic of GAIA as a single mission which combines astrometry, spectroscopy and photometry appears to offer special advantages compared to the classical ground-based approach to eclipsing binaries. The possibility to use effective temperatures, surface gravities and trigonometric parallaxes as fixed input values to the modeling of lightcurves and radial velocities should allow more confident derivation of other parameters, both stimulating a new modeling approach to eclipsing binaries and also granting lower errors to the solution.

By probing all constituents of the Galaxy (halo, disk, bulge) and detecting eclipsing binaries there, GAIA can foster an epochal leap in our knowledge of the basic stellar parameters and how they vary with mass, age and chemical abundance. This will be true not only on statistical grounds (given the huge number of observable eclipsing systems) but also for an object by object approach. This paper has in fact shown that an accuracy of 1% in the derived stellar parameters can be achieved by GAIA on a fraction of the detached eclipsing binaries observed during the mission.

Acknowledgements. Generous allocation of observing time with the Asiago telescopes has been vital to the present project as it has been the financial support by the Osservatorio Astronomico di Padova and by the Italian Space Agency (via grants to CISAS, University of Padova). It is a pleasure to thank Pier-Luigi Bernacca for his support; Panos Niarchos for his careful reading and commenting upon the manuscript; Bob Wilson for making available his further improved Wilson-Devinney program and for advice on its usage; Walter Van Hamme, Dirk Terrell, and Chris Stagg for contributing to the effectiveness of the WD98 and wd98k93 packages. The financial support of the Italian Space Agency (ASI), of NSERC and University of Calgary Research Grant Committee and the Slovenian Ministry for Research and Technology are kindly acknowledged.

References

- Andersen J. 1991, A&A Review 3, 91
- Carquillat J.M., Nadal R., Ginestet N., Pedoussaut A. 1982, A&A 115, 23
- Castelli, F., Munari U., 2001, 366, 1003
- Gilmore G., Perryman M., Lindegren L. Favata F., Hoeg E., Lattanzi M., Luri X., Mignard F., Roeser S., de Zeeuw P.T., 1998, Proc SPIE Conference 3350, p. 541
- Kallrath, J., Milone, E.F. 1999, *Eclipsing Binary Stars: Modeling and Analysis*, Springer-Verlag
- Kallrath, J., Milone, E.F., Terrell, D., Young, A.T. 1998, ApJ 508, 308

- Marschall, L.A., Stefanik, R.P., Lacy, C.H., Torres, G., Williams, D.B., and Agerer, F. 1997, *AJ* 114, 793
- Mérat P., Safa F., Camus J.P., Pace O., Perryman M.A.C. 1999, in *Proceedings of the ESA Leiden Workshop on GAIA, 23-27 Nov 1998*, *Baltic Astronomy*, 8, 1
- Munari U. 1999a, in *Proceedings of the ESA Leiden Workshop on GAIA, 23-27 Nov 1998*, *Baltic Astronomy*, 8, 73
- Munari U. 1999b, in *Proceedings of the ESA Leiden Workshop on GAIA, 23-27 Nov 1998*, *Baltic Astronomy*, 8, 123
- Munari U., Castelli F. 2000, *A&AS* 141, 141
- Munari U., Lattanzi M.G. 1992, *PASP* 104, 121
- Munari U., Tomasella L. 1999a, *A&A* 343, 806
- Munari U., Tomasella L. 1999b, *A&AS* 137, 521
- Perryman, M.A.C., de Boer, K.S., Gilmore, G., Hoeg, E., Lattanzi, M.G., Lindegren, L., Luri, X., Mignard, F., Pace, O., de Zeeuw, P.T. 2001, *A&A* 369, 339
- Popper, D. M. 1980, *ARA&A* 18, 115
- Wilson, R. E. 1998, *Computing Binary Star Observables*, Univ. of Florida Astronomy Dept.