

Relativistic fine structure and resonance effects in electron-ion recombination and excitation of (e + C IV)

Anil K. Pradhan, Guo Xin Chen, Sultana N. Nahar

Department of Astronomy, The Ohio State University, Columbus, Ohio 43210

Hong Lin Zhang

Applied Physics Division, Los Alamos national Laboratory, Los Alamos, NM 87544

(October 24, 2018)

Relativistic close coupling calculations are reported for unified electronic recombination of (e + C IV) including non-resonant and resonant recombination processes, radiative and dielectronic recombination (RR and DR). Detailed comparison of the theoretical unified results with two recent experiments on ion storage rings (Mannervik *et al.* [1] and Schippers *et al.* [2]) shows very good agreement in the entire measured energy region $2s - 2p$ with $2pn\ell$ resonances. The results benchmark theory and experiments to uncertainties of $\sim 15\%$, and show that the resonant and the background cross sections are not an incoherent sum of separate RR and DR contributions. The limiting values of the DR cross sections, as $n \rightarrow \infty$, are shown to correspond to those due to electron impact excitation (EIE) at the ${}^2P_{1/2,3/2}^o$ fine structure thresholds, delineated for the first time. The near-threshold $2s^2S_{1/2} - 2p^2P_{1/2,3/2}^o$ EIE cross sections are also compared with recent experimental measurements. The demonstrated threshold fine structure and resonance effects should be of general importance in excitation and recombination of positive ions.

PACS number(s): 34.80.Kw, 32.80.Dz, 32.80.Fb

Although (e + ion) recombination has long been studied experimentally and theoretically, there appears to be considerable uncertainty over comparisons between measurements and theory, even for expectedly simple atomic systems such as C IV [1,2]. A comparison of the experimental (e + C IV) DR rates with theoretical data shows disagreement up to orders of magnitude [2]. However, as demonstrated by Mannervik *et al.* [1], using the ion storage ring CRYRING in Stockholm, there are complicated physical effects such as near-threshold fine structure resonances with unexpectedly large autoionization widths. Theoretically therefore, it is essential to account for both the relativistic and the complex electron correlation and resonance effects accurately. While experiments measure the combined cross section for (e + ion) recombination, via the resonances and the background (since there is no natural separation between the two), they are still considered individually as dielectronic and radiative recombination (DR and RR) respectively. Apparently there are difficulties in measuring the non-resonant background at very low energies, possibly owing to external field effects [2]. But practical applications generally require (e + ion) rate coefficients, which in turn require cross sections for both RR and DR at all relevant energies. To that end a theoretical method has been developed for an *ab initio* unified treatment of both processes, based on the close coupling (CC) approximation and its relativistic extension, the Breit-Pauli R-matrix (BPRM) method (e.g. [3–8]). The BPRM (e + ion) recombination cross sections for several ions have been compared with experiments, with excellent agreement in all cases [9]. It is therefore of interest to apply the BPRM method to elucidate the physical effects and issues related to (e + C IV) recombination, in direct comparison with experimental data [1,2]. Dielectronic recombination (DR) is also naturally linked to electron impact excitation (EIE). At the Rydberg series limit, as $n \rightarrow \infty$ (where the RR background is negligible), the photon flux in DR should in principle equal the electron scattering flux at threshold ($E = 0$), in accordance with Unitarity [10,6]. Threshold fine structure would however give rise to related structure in the DR and EIE cross sections.

In this *Letter* we present theoretical calculations based on the relativistic CC method to demonstrate that: (i) the theoretical results for (e + ion) recombination agree with both ion storage ring measurements [1,2] to within experimental uncertainties, including near-threshold resonance strengths and non-resonant background, and (ii) fine structure resonance series and threshold effects in DR *below* the EIE threshold, that should be of general importance but have not heretofore been studied. The coupled-channel wavefunction expansion for an (e + C IV) may be expressed as

$$\Psi(E; e + C IV) = \sum_i \chi_i(C IV) \theta_i(e) + \sum_j c_j \Phi_j(C III), \quad (0.1)$$

where the Ψ denote both the bound ($E < 0$) and the continuum ($E > 0$) states of C III, expanded in terms of the core ion eigenfunctions $\chi_i(C IV)$; the Φ_j are correlation functions. The CC approximation, using the efficient R-matrix method and its relativistic Breit-Pauli extension [12,13], enables a solution for the total Ψ , with a suitable expansion over the χ_i . The extension of the BPRM formulation to unified electronic recombination [6–8] entails the

following. Resonant and non-resonant electronic recombination takes place into an infinite number of bound levels of the (e + ion) system. These are divided into two groups: (A) the low- n ($n \leq n_o \approx 10$) levels, considered via detailed CC calculations for photorecombination, with highly resolved delineation of autoionizing resonances, and (B) the high- n ($n_o \leq n \leq \infty$) recombining levels via DR, neglecting the background. In previous works (e.g. [6]) it has been shown that the energy region corresponding to (B), below thresholds for DR, the non-resonant contribution is negligible. The DR cross sections converge on to the electron impact excitation cross section at threshold ($n \rightarrow \infty$, as required by unitarity, i.e. conservation of photon and electron fluxes. This theoretical limit is an important check on the calculations, and may also be used to show precisely the behavior of the resonances in DR fine structure cross sections as they approach and cross the fine structure thresholds towards the EIE cross section, as shown in this work.

The BPRM calculations for (e + C IV) recombination involve photorecombination into 212 low- n levels of C III, up to $\nu \leq 10.0$ (ν is the effective quantum number), and all SLJ symmetries with $J = 0 - 10$ (112 even parity levels and 110 odd parity levels). In the high- n energy region, $10 < \nu \leq \infty$, the background (RR-type) contribution to (e + ion) recombination is negligible. We calculate DR cross sections σ_{DR} due to the resonance series ${}^2P_{1/2}^o n\ell, {}^2P_{3/2}^o n\ell$ approaching the two fine structure thresholds ${}^2P_{1/2,3/2}^o$, and in between. Both the detailed σ_{DR} and the resonance averaged $\langle \sigma_{DR} \rangle$ [10,6] are computed. Finally, the EIE cross sections σ_{EIE} are computed at the ${}^2P_{1/2,3/2}^o$ thresholds and above. Details of the calculations will be presented elsewhere, together with rate coefficients for practical applications.

Fig. 1(a) shows the detailed unified (e + C IV) recombination cross section σ_{RC} in the $1s^2 2s(2S_{1/2}) - 1s^2 2p({}^2P_{1/2,3/2}^o)$ region. In order to compare with experiment, we compute the rate coefficient $v \cdot \sigma_{RC}$, and convolve with a gaussian of $\Delta E(\text{FWHM})$ that corresponds to the experimental resolution in the heavy-ion storage ring TSR [2]. Fig. 1(b) shows the convolved theoretical results compared with the experimental results in 1(c) (Fig. 3 in [2]). The experimental results in 1(c) (black dots) are reported in the region 2 – 8.5 eV, as shown, and compared with theoretical DR results (solid line) in [2] (multiplied by a factor of 0.8 and shifted by 0.06 eV). The present unified σ_{RC} in 1(a) show considerably more detail than the experimental results, but the convolved results agree remarkably well with the individual n -complexes of resonances. We also incorporate an approximate field ionization cut-off in $\langle v \cdot \sigma_{RC} \rangle$, experimentally estimated at $n_F = 19$, with the results shown as the dashed line in 1(b), compared to the dashed line in 1(c) (the dot-dashed line in 1(c) represents a model calculation of detection probabilities for high Rydberg states [2]). A more accurate ionization cut-off may be possible by considering overlapping (n,J) manifolds of detailed σ_{RC} as in Fig. 1(a). At the series limit in Fig. 1(b) our results up to $n = \infty$ also agree very well with the experimental results augmented as described in [2] (shaded portion).

Although the qualitative and quantitative agreement in Fig. 1 appears to be excellent, the present unified results also include the background contribution, which was measured but subtracted from the reported experimental results. A very precise quantitative comparison can however be done for the resonance strength of the $2p4\ell$ complex measured by both the CRYRING [1] and the TSR [2] experiments. Fig. 2(a) shows the present detailed unified σ_{RC} for the $2p4\ell$ complex, with the individual resonances identified. As in Fig.1, the convolved $\langle v \cdot \sigma_{RC} \rangle$ is shown in Fig. 2(b), and compared with (i) the CRYRING data (open circles), (ii) TSR data (dark circles), and (iii) calculated rate by Mannervik *et al.* [1] (shaded area) that is up to 50% higher than the experimental values. We particularly note that our background rate $\alpha_{RC} = 0.2 \times 10^{-10} \text{ cm}^3\text{s}^{-1}$ (dark circle) in Fig. 2(b), at $E = 0.1 \text{ eV}$, agrees precisely with the measured background value reported in [2] at the same energy. Schippers *et al.* [2] quote the measured $2p4\ell$ resonance strengths of $1.9 \times 10^{-11} \text{ eVcm}^3\text{s}^{-1}$ and $2.5 \times 10^{-11} \text{ eVcm}^3\text{s}^{-1}$ from the CRYRING and the TSR data respectively, a difference of about 30%. Our theoretical value is $2.16 \times 10^{-11} \text{ eVcm}^3\text{s}^{-1}$, obtained by direct integration over the resonances in Fig. 2(b), and subtracting a constant background of $0.2 \times 10^{-10} \text{ cm}^3\text{s}^{-1}$ in the energy region covered by the resonances. Thus our theoretical value agrees better with each experiment, to $\sim 15\%$, than the two experimental values do with each other, differing by 30% (although each experiment has a reported uncertainty of 15%).

The present unified results confirm the experimentally measured background around $E \approx 0.1 \text{ eV}$, as reported in Fig. 7 of [2], and in present Fig. 2(b). Whereas the experimental data are uncertain at very low energies, $E < 0.1 \text{ eV}$, due to ‘excess recombination’ possibly due to external fields, the background may not be so affected at higher energies $E > 0.1 \text{ eV}$. We suggest that, except at energies close to the RR peak $E \approx 0$, the experiments accurately measure the total (e + ion) recombination cross sections that can, therefore, be directly compared with the unified theoretical calculations.

Schipper *et al.* [2] do not however report *total* (e + ion) recombination cross section since they eliminate the measured background. Instead, they use near-hydrogenic approximations to estimate the RR-contribution [14] to derive total recombination rates, which agree with the earlier LS coupling rates of Nahar and Pradhan [15], to within experimental uncertainties at all temperatures except at low- $T < 5000K$ (the discrepancy is due to the omission of K-shell excitation correlation functions Φ_j (Eq. 1) that leads to some bound levels of C III appearing as resonances just at threshold). However, as seen from Figs. 1 and 2 the (e + C IV) recombination cross sections may not be considered as an incoherent sum of RR and DR. The unified calculations on the other hand incorporate the background and resonant

recombination in an *ab initio* manner, taking account of quantum mechanical interference between the RR and DR processes. We shall compare these approximations in detail with the present more accurate BPRM photoionization calculations in the low-energy region in a subsequent paper on recombination rates for (e + C IV) .

Next, we consider the threshold behavior of (e + C IV) DR and EIE. In Fig. 3 we delineate the fine structure σ_{DR} in the energy region spanned by the fine structure ${}^2P_{1/2,3/2}^o$ thresholds. Fig. 3(a) shows the detailed resonances in the vicinity of the two series limits. Fig. 3(b) shows the σ_{DR} averaged over the lower resonance series ${}^2P_{1/2}^o n\ell$ below the ${}^2P_{1/2}^o$ level, but still with the detailed resonance structures due to the higher series ${}^2P_{3/2}^o n\ell$ (solid line). The σ_{DR} averaged over both series is shown as the dashed line. Above the ${}^2P_{1/2}^o$, σ_{DR} is averaged over the ${}^2P_{3/2}^o n\ell$ series. The sharp drop in the total σ_{DR} at the ${}^2P_{1/2}^o$ threshold reflects the termination of DR due to the ${}^2P_{1/2}^o n\ell$ resonance series, and with the ${}^2P_{3/2}^o n\ell$ contribution still low in spite of the fact that $n \approx 96$. The large drop in the DR cross section is due to enhanced autoionization into the excited level, when the ${}^2P_{1/2}^o n\ell$ channel opens up at the lower fine structure threshold ${}^2P_{1/2}^o$ while the radiative decay remains constant. The $\sigma_{DR}({}^2P_{3/2}^o n\ell)$ contribution builds up to the second peak at ${}^2P_{3/2}^o$.

In Fig. 3(b) it is shown that the resonance averaged $\lim_{n \rightarrow \infty} \langle \sigma_{DR}({}^2P_{1/2}^o n\ell) \rangle = 242.57$ Mb (dark circle at ${}^2P_{1/2}^o$), but the detailed σ_{DR} has resonances due to the higher series (${}^2P_{3/2}^o n\ell$) lying at and near threshold. The resonance averaged σ_{DR} at the next DR peak, $\lim_{n \rightarrow \infty} \langle \sigma_{DR}({}^2P_{3/2}^o n\ell) \rangle = 441.81$ Mb (dark circle at ${}^2P_{3/2}^o$). Interestingly, the fine structure in the theoretical σ_{DR} in Fig. 3(a,b) appears to be discernible as a small dip in experimental data in Fig. 2(c) just below 8 eV. Although the ${}^2P_{1/2,3/2}^o$ separation is only 0.013 eV, it may be possible to detect these fine structure threshold effects in future experiments with increased resolution.

At the ${}^2P_{1/2,3/2}^o$ thresholds the sum of the averaged fine structure $\langle \sigma_{DR} \rangle = \sigma_{EIE} = 684.38$ Mb. Fig. 3(c) compares the near-threshold EIE cross sections with the absolute measurements from two recent experiments, (Greenwood *et al.* [16] and Janzen *et al.* [17]), convolved over their respective beam widths of 0.175 eV [16] and 2.3 eV [17]. Our results are in good agreement with both sets (and also with another recent experiment by Bannister *et al.* [18,16]). Although the present results are the first CC calculations with relativistic fine structure for C IV, their sum is in good agreement with previous LS coupling CC calculations of σ_{EIE} [19,20,17].

In this *Letter* we demonstrate several new aspects of (e + ion) recombination and excitation calculations and experiments: (i) the hitherto most detailed unified relativistic CC calculations agree with two sets of experimental data, such as to constrain both theoretical and experimental uncertainties to $\sim 15\%$, (ii) except close to the RR peak at $E \approx 0$, the experiments perhaps need not eliminate the background entirely and may report the combined (RR + DR) rate in future, (iii) the finely delineated DR resonances could possibly be used to study field-ionization effects from the n, J -dependent partial DR cross sections, and (iv) the fine structure threshold effects in (e + C IV) should manifest themselves more strongly in heavier and complex ions, in both DR and EIE.

This work was partially supported by the National Science Foundation and the NASA Astrophysical Theory Program. The computational work was carried out at the Ohio Supercomputer Center.

- [1] S. Mannervik, D.R. DeWitt, L. Engström, J. Lidberg, R. Schuch and W. Zhong, Phys. Rev. Lett. **81**, 313 (1998).
- [2] S. Schippers, A. Müller, G. Gwinner, J. Linkemann, A. Saghir and A. Wolf, Astrophys. J. **555**, 1027 (2001); the subtracted background was re-added to the DR contribution to obtain the total recombination rate coefficient.
- [3] S.N. Nahar and A.K. Pradhan, Phys. Rev. Lett. **68**, 1488 (1992).
- [4] H.L. Zhang and A.K. Pradhan, Phys. Rev. Lett. **78**, 195 (1997).
- [5] A.K. Pradhan and H.L. Zhang J. Phys. B **30**, L571 (1997).
- [6] H.L. Zhang, S.N. Nahar, and A.K. Pradhan, J. Phys. B **32**, 1459 (1999).
- [7] S.N. Nahar, A.K. Pradhan, and H.L. Zhang, Astrophys. J. Suppl. **131**, 375 (2000).
- [8] S.N. Nahar, A.K. Pradhan, and H.L. Zhang, Astrophys. J. Suppl. **133**, 255 (2001).
- [9] These include (e + ion) recombination to: C IV, C V, O VII [6], Ar XIV [4], Fe XXIV [5], and Fe XVII [11]
- [10] R.H. Bell and M.J. Seaton, J. Phys. B **18**, 1589 (1985).
- [11] A.K. Pradhan, S.N. Nahar, and H.L. Zhang, Astrophys. J. (Lett.) **549**, L265 (2001).
- [12] D.G. Hummer, K.A. Berrington, W. Eissner, A.K. Pradhan, H.E. Saraph and J.A. Tully, Astron. Astrophys. **279**, 298 (1993).
- [13] K.A. Berrington, W. Eissner, and P. H. Norrington, Comput. Phys. Commun. **92**, 290 (1995).

- [14] Schippers *et al.* use RR recombination rates from Pequignot *et al.* (D. Pequignot, P. Petitjean, & C. Boisson, *Astron. Astrophys.* bf 251, 680 1991), that are derived from photoionization cross sections by N. Sakhibulin and A. Willis (*Astron. Astrophys. Suppl.* **31**, 11 (1978)) calculated using the quantum defect method, which are nearly hydrogenic and differ from the CC calculations [15].
- [15] S.N. Nahar and A.K. Pradhan, *Astrophys. J. Suppl.* **111**, 339 (1997).
- [16] J.B. Greenwood, S.J. Smith, and A. Chutjian, *Phys. Rev. A* **59**, 1348 (1999).
- [17] P.H. Janzen, L.D. Gardner, D.B. Reisenfeld, D.W. Savin, and J.L. Kohl, *Phys. Rev. A* **59**, 4821 (1999).
- [18] M.E. Bannister, R.-S.Chung, N. Djuric, B. Wallbank, O. Woiteke, S. Zhou, G.H. Dunn, and A.C.H. Smith, *Phys. Rev. A* **57**, 278 (1998).
- [19] V.M. Burke, *J. Phys. B* **25**, 4917 (1992).
- [20] D.C. Griffin, N.R. Badnell and M.S. Pindzola, *J. Phys. B* **33**, 1013 (2000).

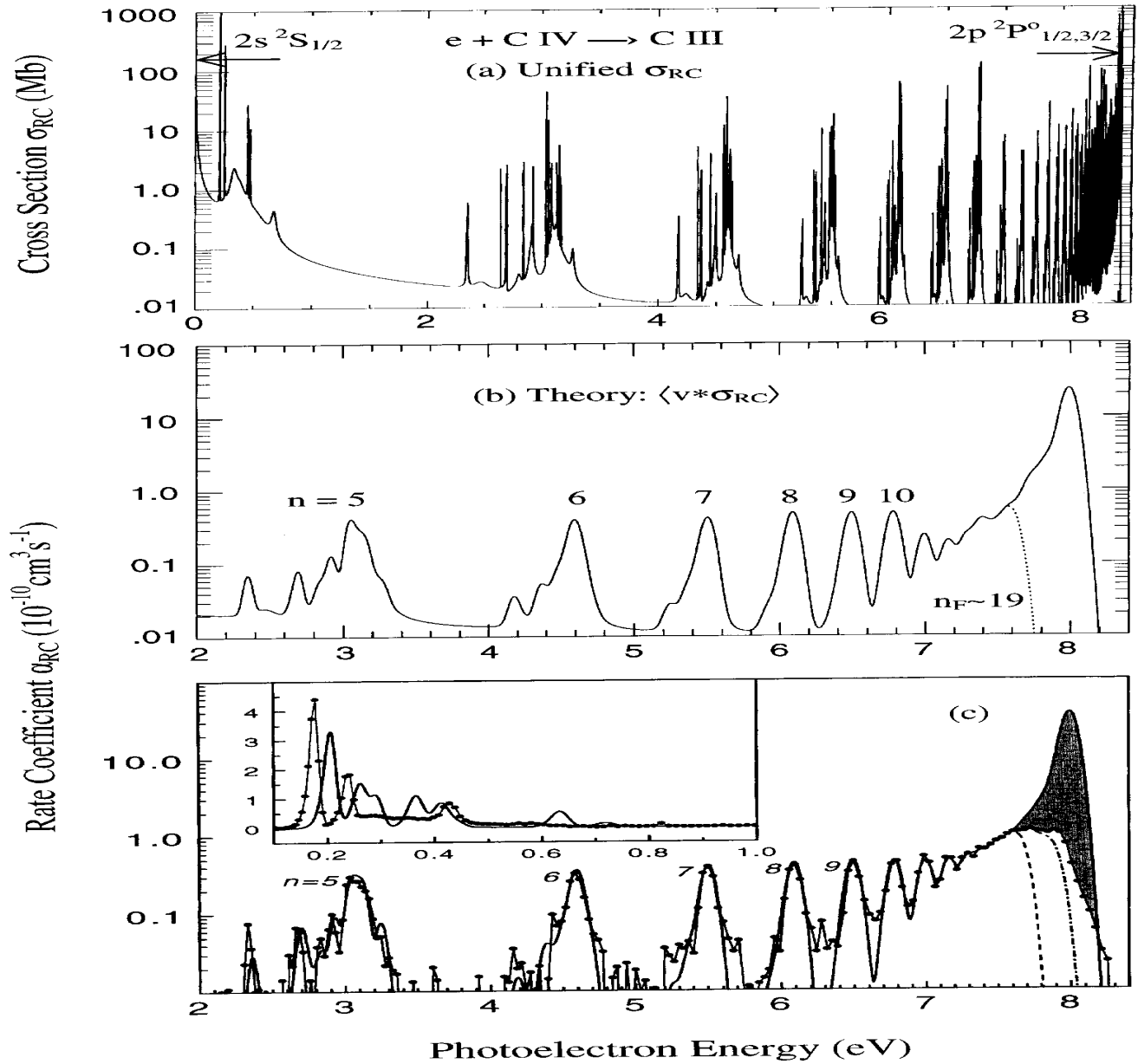


FIG. 1. (a) Unified ($e + \text{C IV}$) recombination cross section σ_{RC} with detailed resonance structures; (b) theoretical rate coefficient ($v \cdot \sigma_{RC}$) convolved over a gaussian with experimental FWHM [2]; (c) the experimentally measured rate coefficient [2]. The unified σ_{RC} in (a),(b) incorporate the background cross section eliminated from the experimental data in (c). The dashed and dot-dashed lines represent approximate field ionization cut-offs (see text).

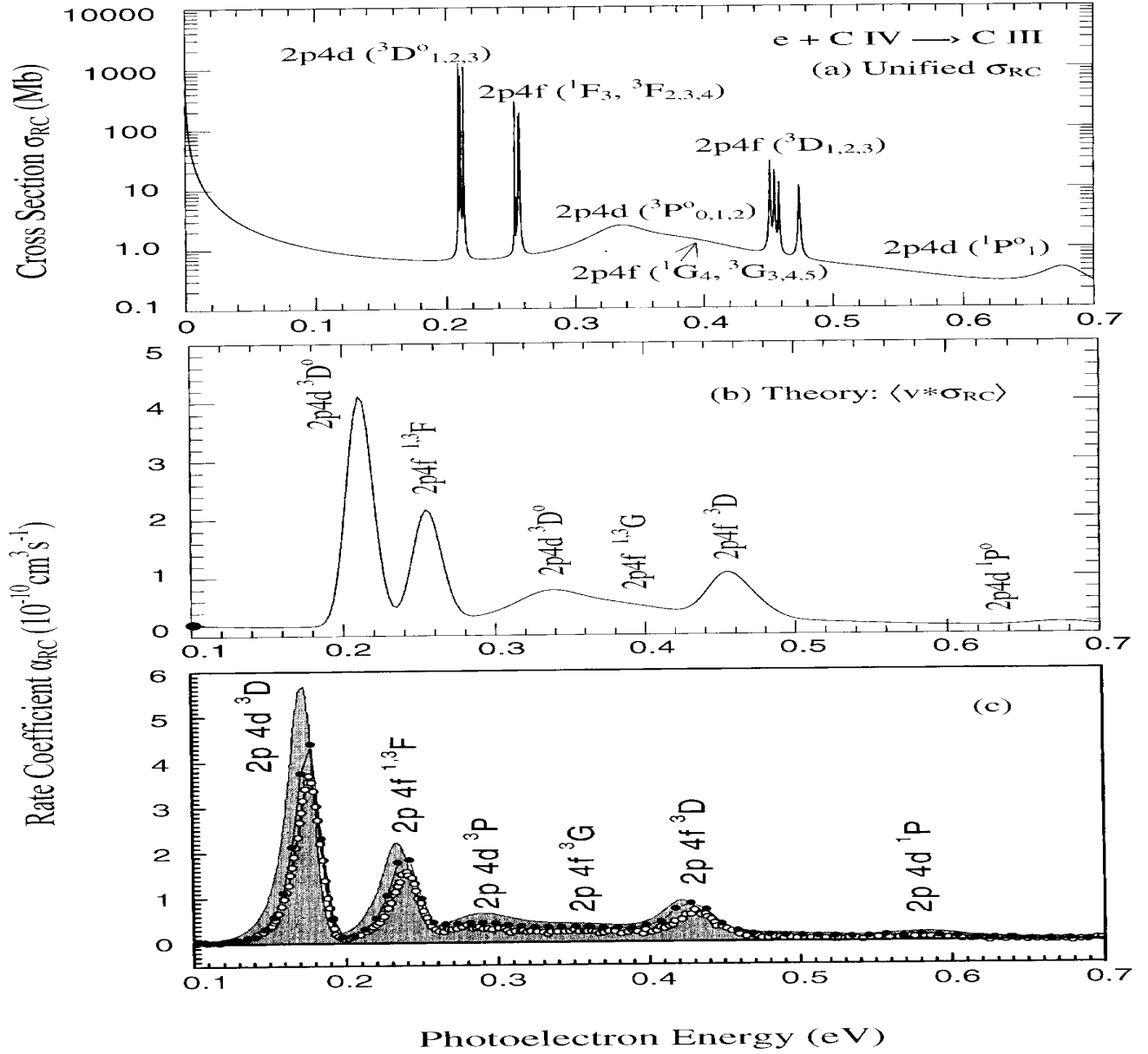


FIG. 2. (a) The $2p4l$ resonance complex: detailed unified σ_{RC} ; (b) convolved rate coefficient ($v \cdot \sigma_{RC}$); (c) experimentally measured values from CRYRING [1] (open circles), TSR [2] (dark circles), and theoretical calculations from [1] (shaded region). The filled circle in (b) at $E = 0.1$ eV represents the experimentally measured background values (Fig. 7 in [2]).

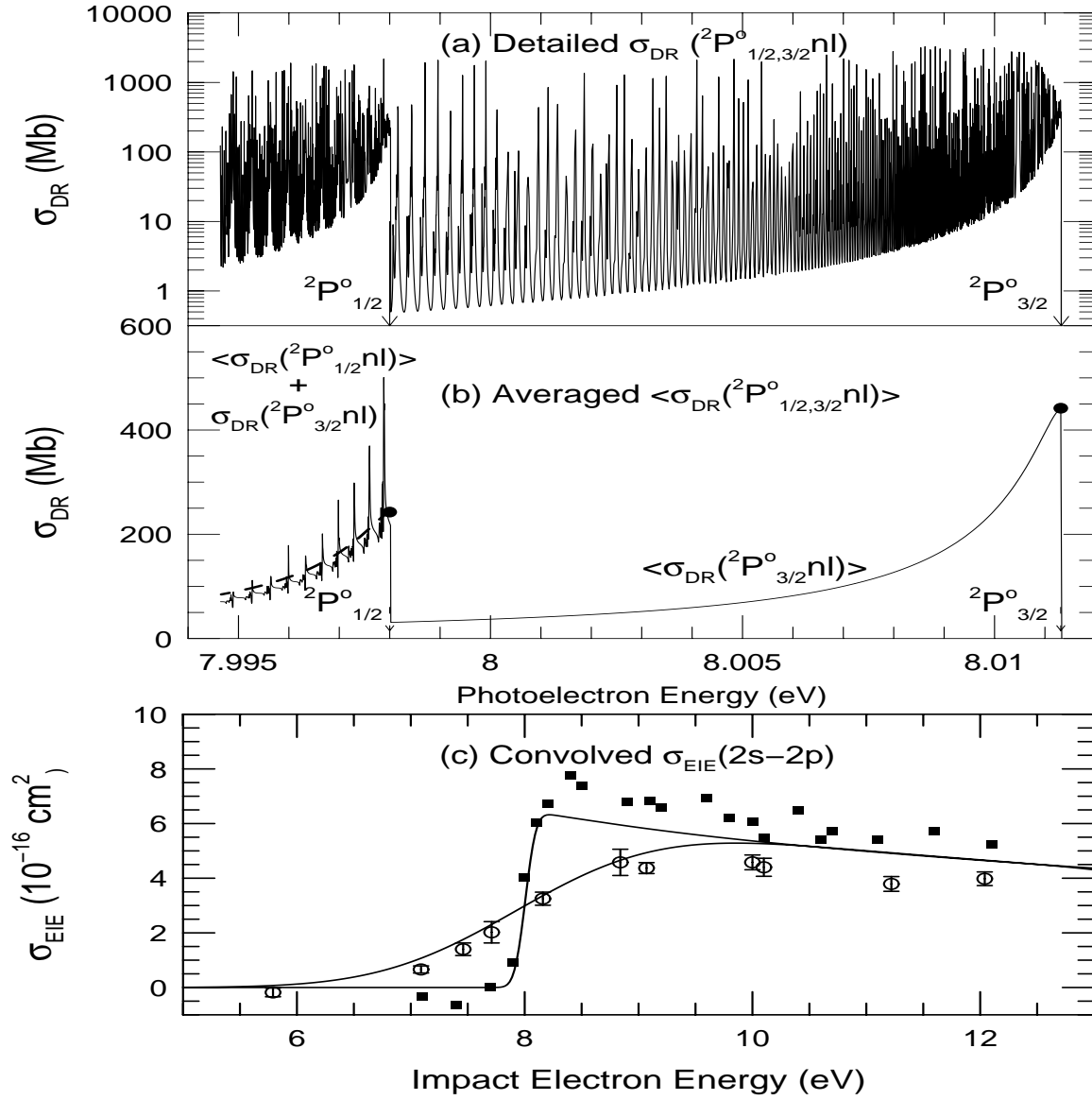


FIG. 3. σ_{DR} and σ_{EIE} of C IV : (a) detailed σ_{DR} with $^2P^o_{1/2,3/2}nl$ resonances; (b) σ_{DR} averaged over $^2P^o_{1/2}nl$ and detailed $^2P^o_{3/2}nl$ resonances (solid line), average over the $^2P^o_{3/2}nl$ (dashed line); the dark circles are the peak averaged σ_{DR} ; (c) σ_{EIE} convolved over experimental data with FWHM = 0.175 eV from [16] (filled squares), and with FWHM = 2.3 eV from [17] (open circles).