

HALO SUBSTRUCTURE AND DISK HEATING IN A Λ CDM UNIVERSE

ANDREEA S. FONT¹, JULIO F. NAVARRO^{1,3}, JOACHIM STADEL^{1,4}, AND THOMAS QUINN²

¹Department of Physics and Astronomy, University of Victoria, Victoria, BC, V8P 1A1, Canada

²Department of Astronomy, University of Washington, Seattle, WA 98195, USA.

Draft version October 27, 2018

ABSTRACT

We examine recent suggestions that substructure in cold dark matter (CDM) halos may be in conflict with the presence of thin, dynamically fragile stellar disks. N-body simulations of an isolated disk/bulge/halo model of the Milky Way that includes several hundred dark matter satellites with masses, densities and orbits derived from high-resolution cosmological CDM simulations indicate that substructure at $z = 0$ plays only a minor dynamical role in the heating of the disk over several Gyrs. This is because the orbits of satellites in present-day CDM halos seldom take them near the disk, where their tidal effects are greatest. Unless the effects of substructure are very different at earlier times, our models suggest that substructure might not preclude virialized CDM halos from being acceptable hosts of thin stellar disks like that of the Milky Way.

Subject headings: N-body simulations; galaxies: evolution, structure; cosmology: dark matter

1. INTRODUCTION

Over the past few years cosmological N-body simulations have achieved unprecedented resolution. One recent highlight of these studies has been the discovery that during the merger events that characterize the assembly and growth of dark matter halos the central regions of accreted halos may survive for several orbital times as self-bound entities in the parent halo (Klypin et al 1999, Moore et al 1999, Ghigna et al 2000).

This population of surviving halo cores, or “subhalos”, typically contributes less than $\sim 10\%$ of the total mass of the system, with the bulk of the mass in a smooth monolithic structure, as envisioned by White & Rees (1978). Despite the small fraction of the total mass they make up, at any given time a large number of subhalos are expected within the virialized region of a cold dark matter halo. In a galaxy cluster, it is tempting to identify these subhalos as dynamical tracers of the individual galaxy population (Moore et al 1999, hereafter M99), but in the case of a galaxy-sized halo such association would lead to the expectation of several hundred satellites in the vicinity of the Milky Way. For example, M99 find that up to 500 satellites with circular velocities exceeding ~ 10 km/s may have survived within ~ 300 kpc from the center of the Galaxy. Comparing this large number with the dozen or so known Milky Way satellites with comparable velocity dispersion clearly implies that most subhalos must have failed to form a significant number of stars if these models are to match observations.

The lack of a significant luminous component associated with most subhalos was suggested several years ago by semianalytic models of galaxy formation (see, e.g., Kauffmann, White & Guiderdoni 1993), and is analogous to the need to prevent a large number of dwarf galaxies from forming in low-mass halos first noted by White & Rees (1978) and confirmed later by semianalytic models

of galaxy formation (White & Frenk 1991, Cole et al 1994, Somerville & Primack 1999). Energetic mechanisms that operate more efficiently on low-mass systems, such as feedback from evolving stars (White & Rees 1978), as well as heating by an ionizing UV background (Efstathiou 1992, Bullock, Kravtsov & Weinberg 2000), are usually invoked to explain this decoupling of luminous and dark components on small mass scales and are a staple of hierarchical galaxy formation models.

Even if luminous galaxies fail to “turn on” in most subhalos a potential difficulty with the substructure expected in CDM halos has been cited by M99: the fluctuating gravitational potential induced by the clumpy structure of the halo may act to heat and thicken fragile stellar disks beyond observational constraints (see, e.g., Toth & Ostriker 1992). M99 estimate that the energy pumped into a disk like that of the Milky Way by subhalos may add up to a significant fraction of the binding energy of the disk over a Hubble time. Estimating analytically the heating rate due to the cumulative effect of disk/subhalo collisions is, however, quite uncertain, and in practice simple calculations that neglect the self-gravitating response of the disk often overestimate the effects of heating by infalling satellites (Huang & Carlberg 1997, Velázquez & White 1999).

In this *Letter* we present the results of an attempt to gauge the dynamical effects of substructure on the dynamical evolution of thin stellar disks embedded in dark matter halos. Our approach uses the mass spectrum, orbit distribution, and internal structure of subhalos identified in cosmological simulations of galaxy-sized CDM halos.

2. SUBSTRUCTURE IN CDM HALOS

The mass function of substructure halos, their internal structure, and the parameters of their orbits are the main properties of the subhalo population that determine the tidal effects of substructure on stellar disks. Subhalos discussed here and in M99 have been identified using

³CIAR Scholar and Alfred P. Sloan Research Fellow

⁴CITA National Fellow and PIMS Fellow

the groupfinder SKID³. SKID’s main input parameter is a characteristic length scale, l_S , which determines the characteristic size of the smallest groups and, indirectly, the minimum separation between clumps.

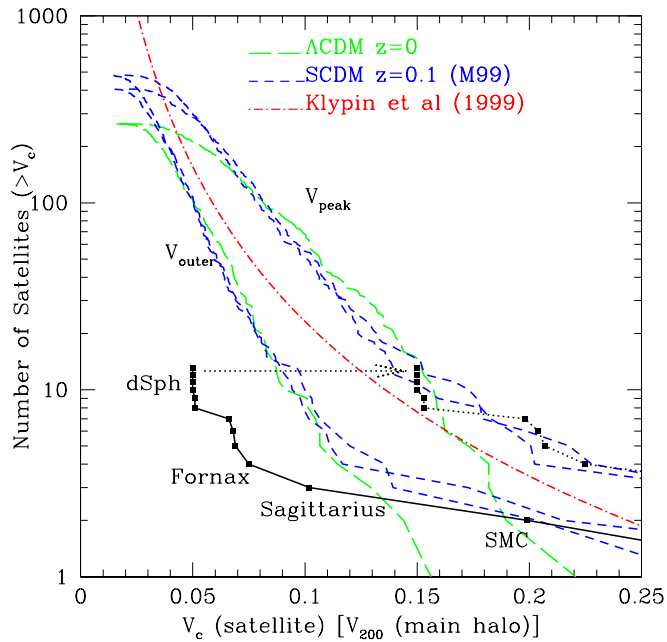


FIG. 1. Cumulative circular velocity function of substructure halos. Velocities are normalized to the circular velocity of the parent halo measured at the virial radius. Only subhalos within the virial radius of the main halo are included. Short-dashed curves correspond to two galaxy-sized halos formed in a SCDM universe, derived from data kindly provided by M99. Long-dashed curves correspond to a halo formed in the Λ CDM cosmogony. The two sets of curves, labeled V_{peak} and V_{outer} , indicate the result of adopting the maximum circular speed or the circular velocity at the outermost bound radius, respectively. The dot-dashed curve illustrates the results reported by Klypin et al (1999). Filled squares correspond to Milky Way satellites assuming that stars in dwarf spheroidals are on isotropic orbits in isothermal potentials. The dotted line corresponds to the same data but where circular velocities have been increased by a factor of three to reflect uncertainties in the structure of dark halos surrounding dwarf spheroidals (see, e.g., White 2000).

The short-dashed curves in Figure 1 show the subhalo velocity function corresponding to two galaxy-sized dark matter halos formed in the “Local Group” run reported by M99. The “Local Group” simulation assumed the former “standard” CDM cosmogony (SCDM: $\Omega_M = 1, \Omega_\Lambda = 0, h = 0.5, \sigma_8 = 0.7$). The two halos shown here have $V_{200} \sim 193$ and 172 km s^{-1} , respectively, and each has roughly 10^6 particles within r_{200} , the “virial” radius within which the mean density is 200 times the critical density for closure.

Circular velocity (instead of mass) is used to characterize subhalos because of its weaker dependence on the exact way in which substructure is identified. Still, subhalo circular velocities change with radius, and there is no unique way of defining subhalo circular velocities. SKID

reports V_{peak} and V_{outer} , which correspond to the maximum circular speed within the subhalo, and to its value at the outermost bound radius, respectively. These two measures may differ in some cases by up to $\sim 50\%$, implying rather different substructure velocity functions, as can be seen in Figure 1. The substructure function presented in M99’s Figure 2 is consistent with the set of curves labeled V_{peak} in Figure 1⁴.

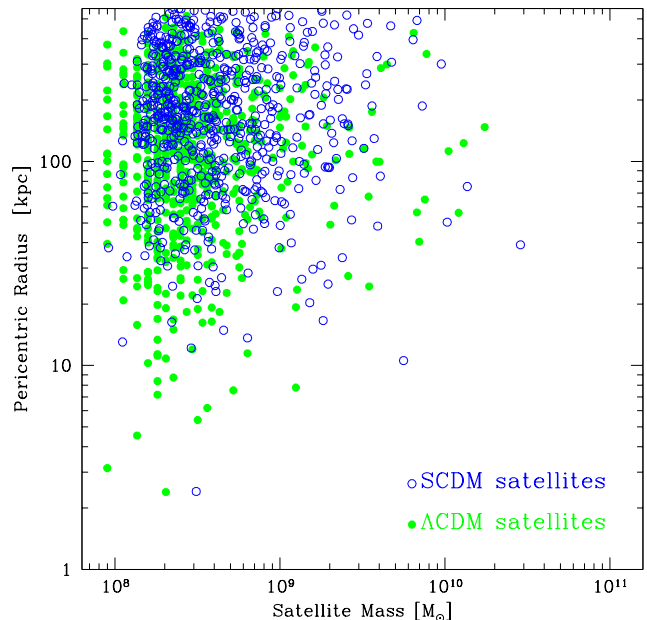


FIG. 2. Mass vs pericentric radii for subhalos identified in two CDM halos, after scaling to the virial radius and circular velocity of our Milky Way disk model.

As pointed out by M99 and Klypin et al (1999), the substructure velocity function, scaled to the circular speed of the parent halo, is roughly independent of the mass of the parent halo. The long dashed curves in Figure 1 indicate that this function is also rather insensitive to the cosmological model adopted. These curves correspond to a $\sim 205 \text{ km s}^{-1}$ halo formed in the Λ CDM cosmogony ($\Omega_M = 0.3, \Omega_\Lambda = 0.7, h = 0.65, \sigma_8 = 0.9$). This system was selected at random from a large simulation of a $32.5 h^{-1} \text{ Mpc}$ periodic box, and resimulated at high resolution using PKDGRAV. The procedure for resimulation is analogous to that described in Eke, Navarro & Steinmetz (2001), and is similar (but not identical) to that used for the SCDM “Local Group” halos. The mass and force resolution are similar in the SCDM and Λ CDM runs, and they have both been carried out with the same N-body code (PKDGRAV).

The insensitivity to cosmogony of the substructure velocity function was first reported by Klypin et al (1999). Their results are shown by the dot-dashed line in Figure 1 and are in reasonable agreement with our determination, provided that the circular velocities computed by their substructure-finding algorithm fall, as it seems plausible, between V_{peak} and V_{outer} .

How does the subhalo velocity function compare with

³<http://www-hpcc.astro.washington.edu/tools/skid.html>

⁴Note that the caption to M99’s Figure 2 suggests, apparently in error, that V_{outer} is used there rather than V_{peak} .

the observed number of satellites in the vicinity of the Milky Way? The solid squares in Figure 1 (joined by a solid line) illustrate the cumulative number of known Milky Way satellites as a function of the circular velocity of their halos, as plotted by M99. Here, circular velocities are derived for the halos of dwarf spheroidals assuming that stars in these systems are on isotropic orbits in isothermal potentials. This is a plausible, but nevertheless questionable, assumption. Dark halos differ significantly from simple isothermal potentials, and numerical simulations indicate that circular velocities decrease substantially near the center. If stars populate the innermost regions of subhalos their velocity dispersions may substantially underestimate the subhalo peak circular velocities.

This has been discussed by White (2000), who finds, using the mass model proposed by Navarro, Frenk & White (1996, 1997, NFW), that dwarf spheroidals may plausibly inhabit potential wells with circular velocities up to a factor of 3 times larger than inferred under the isothermal assumption. Such correction may reconcile, at the high mass end, the Milky Way satellite velocity function with the subhalo function, as shown by the dotted line in Figure 1. Thus, it is possible that the number of *massive* satellites expected in the CDM scenario might not be in gross conflict with observation.

On the other hand, this does not erase the large number of low mass “dark” satellites that should inhabit the main halo. Can thin stellar disks survive unscathed in this clumpy environment? The tidal heating rate by substructure can be shown to scale as $dE/dt \propto \int n(m_s) m_s^2 dm_s$, where m_s is the subhalo mass (White 2000). Since, according to numerical simulations, $n(m_s) \propto m_s^{-1.8}$ (Ghigna et al 2000, Springel et al 2000), the tidal effects of substructure are dominated by the few most massive subhalos. Stochastic effects are therefore expected to dominate the heating rate and a statistically significant sample of systems should be simulated in order to obtain conclusive results. The results reported here (which are based on two realizations) should then be viewed as preliminary.

3. THE EVOLUTION OF STELLAR DISKS IN A Λ CDM HALO

3.1. *The Galaxy Model*

We have carried out a series of numerical simulations that follow the evolution of a disk of particles within a dark matter halo with substructure similar to that of the high-resolution Λ CDM halo alluded to in Figure 1. Since we are interested in isolating the effects of substructure on the disk, we choose to minimize the influence of other effects (such as the triaxiality of the halo, spiral structure, disk warping) by carefully constructing an equilibrium disk/bulge/halo model following the procedure outlined by Hernquist (1993). We choose parameters so that the model reproduces many of the observational characteristics of the Milky Way galaxy, as in Velázquez & White (1999). The disk is assumed to be exponential, with a total mass of $5.6 \times 10^{10} M_\odot$, exponential scale length of 3.5 kpc, and vertical scale height of 700 pc. The bulge is modeled as a Hernquist (1993) model with total mass $1.87 \times 10^{10} M_\odot$ and 525 pc scale radius. Finally, we adopt a non-singular isothermal model for the dark halo, with a total mass of $3.09 \times 10^{12} M_\odot$, a core radius $r_c = 3.5$

kpc, and exponentially truncated at a distance of 300 kpc from the center. The scaled circular velocity profile of the galaxy model closely resembles that of the Λ CDM halo out to ~ 600 kpc, about twice its virial radius.

The galaxy model is first evolved without substructure halos in an attempt to assess the deviations from equilibrium induced by noise in the particle distribution. N-body disks are notoriously unstable, and substantial numbers of particles are needed to ensure stability over several rotation periods. The simulations we report here use 40,000 particles in the disk, 13,333 in the bulge, and 2.2×10^6 in the halo, all of equal mass, $m_p = 1.4 \times 10^6 M_\odot$. All simulations were run with PKDGRAV using a spline softening length of 175 pc and a hierarchy of timesteps, the smallest of which is typically less than 10^5 yrs.

3.2. *Including Substructure*

Substructure halos, despite their large numbers, make up a small fraction of the total mass of the system, implying that it is possible to add subhalos to our galaxy model without seriously compromising the global equilibrium of the system. We include subhalos using the following procedure. We first run SKID on the CDM halos discussed in §2, using the characteristic linking-length scales that maximize the number of subhalos found within the virial radius. This yields 685 and 737 satellites with masses exceeding $\sim 10^8 M_\odot$ within $2r_{200}$ for the Λ CDM and SCDM halo, respectively.

We choose the peak circular velocity, V_{peak} , and the radius at which it occurs, r_{peak} , to characterize each subhalo. The values of r_{peak} and V_{peak} are then used to generate, for each of the satellites, an equilibrium NFW model with particle masses equal to those used in the disk/halo galaxy model⁵. In order to ensure a finite mass we truncate each NFW model at $5r_{\text{peak}}$. The positions and velocities of each satellite are scaled so that they correspond to the same fractions of r_{200} and V_{200} , respectively, in both the parent CDM halos and in the galaxy model. This procedure ensures that the subhalos have approximately the same masses, densities and orbits as those in the CDM halos. Figure 2 shows the masses and pericentric distances of the subhalos within $2r_{200}$ included in the simulations. We include satellites within twice the virial radius because many of them have time to reach the pericenter of their orbits (which lie within r_{200}) during the timespan of our simulations. Note that there are no satellites with masses exceeding $10^{11} M_\odot$ and that only a few satellites are on orbits that take them within the solar circle (8.5 kpc). All of those satellites have masses below $10^9 M_\odot$. Figure 3 shows an edge-on view of the disk/bulge/halo/subhalo model.

3.3. *Disk Heating*

We evolve the disk model first for about 3.5 Gyrs without including substructure in order to quantify the heating rate due to noise in the particle distribution. The (R, z, ϕ) velocity dispersions of disk particles at the solar circle (i.e., 8.5 kpc from the center) grow from (31, 27, 26) km s⁻¹ to (43, 30, 33) km s⁻¹ over the same period (see solid lines in Figure 4). Quantifying this heating rate by the usual expression $\sigma_{\text{tot}}^2 = \sigma_0^2 + Dt$, we find $D \sim 200 \text{ km}^2 \text{ s}^{-2} \text{ Gyr}^{-1}$, about a factor of two less than inferred for stars

⁵Note that these two parameters fully specify an NFW halo model.

in the solar neighborhood from the age-velocity dispersion (Wielen 1977, Lacey & Ostriker 1985, Fuchs et al 2000).

The two-body heating rate in our equilibrium stellar disk model is thus low compared with the actual heating experienced by stars in the disk of the Galaxy. This implies that our disk model is stable enough to verify numerically whether substructure in the halo leads to heating rates inconsistent with observational constraints. This is shown by the dashed lines in Figure 4, which show the evolution of the disk velocity dispersion when the substructure halos are added to the system. Clearly, the heating rate is approximately the same with and without substructure, a result that may be traced to the fact that there are no satellites more massive than $10^{11} M_{\odot}$ and that their orbits seldom take them near the disk. If substructure in the halos we consider is representative of galaxy-sized CDM halos (and we have no reason to suspect it is not), this would imply that tidal heating rates of thin stellar disks by substructure halos may be consistent with the observational evidence.

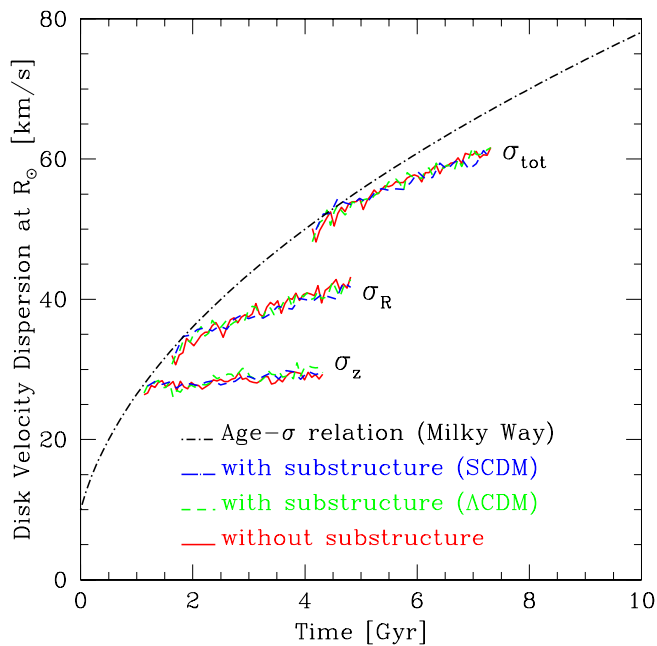


FIG. 4. Stellar disk velocity dispersion as a function of time in our Milky Way model compared with the age-velocity dispersion relation in the solar neighborhood, as compiled recently by Fuchs et al (2000, dot-dashed curve). Solid (dashed) lines indicate the heating rate of our disk/bulge/halo model evolved for about 3.5 Gyrs excluding (including) substructure. “Starting” times for simulation data are arbitrary and have been chosen to lie on the age- σ_{tot} relation for the solar neighborhood.

4. DISCUSSION AND CONCLUSIONS

Our results suggest that concerns regarding excessive tidal heating of thin stellar disks by substructure in CDM halos may be less serious than previously thought. Once subhalos with the mass, structure, and orbital distribution expected in a CDM universe at $z \sim 0$ are considered, direct numerical simulation shows that thin stellar disks at the center of such halos may survive undisturbed by collisions with subhalos. This is because subhalo masses in galaxy-sized halos are typically below 10^{10} - $10^{11} M_{\odot}$ and have orbits that usually do not take them close to the disk. We conclude that the substructure observed in virialized CDM halos is not clearly inconsistent with the existence of thin stellar disks such as that of the Milky Way.

These conclusions are subject to a number of caveats. The most obvious one is that our study explores only two numerical realizations of a disk galaxy within clumpy dark matter halos, and it is always hazardous to extrapolate from such a small number of cases. Our study does show, however, that it is possible at least in some cases to maintain a stellar disk in spite of substructure. A second caveat is that we have explored a model motivated by the present-day structure of the Milky Way and by the $z = 0$ substructure of a CDM halo. Models that take into account the ongoing formation of the disk and a more realistic treatment of the evolution of substructure are clearly desirable in order to refine the conclusions presented here. Finally, for simplicity we have adopted a non-singular isothermal model for the dark halo in the simulations reported here, rather than the ‘cuspy’ density profiles found in cosmological N-body simulations (NFW). Although we do not expect this assumption to undermine the conclusions reported here, we cannot rule out subtle effects that may arise from the interaction between disk and halo in a cosmological context.

Finally, as discussed by Navarro & Steinmetz (1997, 2000), it is quite difficult to account simultaneously for the masses, luminosities, rotation speeds, and angular momenta of galaxy disks in cosmogonies such as CDM, where much of the mass of a virialized halo tends to be assembled through a sequence of mergers. Until these issues are fully resolved it would be premature to extend a clean bill of health to the CDM paradigm regarding the formation and evolution of spiral galaxies like our own Milky Way.

We would like to thank B. Moore, F. Governato, S. Ghigna and G. Lake, for sharing with us an electronic version of the data showed in Figure 1. Lars Hernquist kindly made available the software used to set up the equilibrium disk/bulge/halo models. We thank the referee for a useful report that led to a number of clarifications and improvements. The Natural Sciences & Engineering Research Council of Canada (NSERC) and the Canadian Foundation for Innovation have supported this research through various grants to JFN.

REFERENCES

- Bullock, J.S., Kravtsov, A.V., Weinberg, D.H., ApJ, 539, 517.
 Cole, S., Aragon-Salamanca, A., Frenk, C.S., Navarro, J.F., Zepf, S.E. 1994, MNRAS, 271, 781.
 Efstathiou, G.P. 1992, MNRAS, 456, 43p.
 Eke, V. R., Navarro, J. F., & Steinmetz, M. 2001, ApJ, 554, 114
 Fuchs, B., Dettbarn, C., Jahreiss, H., Wielen, R. 2000, in “Dynamics of Star Clusters and the Milky Way”, ASP Conference Series, eds. Deiters et al.
 Ghigna, S. et al. 2000, ApJ, 544, 616
 Hernquist, L. 1993 ApJS, 86, 389
 Huang, S. & Carlberg, R. G. 1997, ApJ, 480, 503

- Kauffmann, G., White, S. D. M. & Guiderdoni, B. 1993, MNRAS, 264, 201
- Klypin, A. et al, 1999, ApJ, 516, 530
- Lacey, C.G., Ostriker, J.P. 1985, ApJ, 299, 633.
- Moore, B. et al, 1999, ApJ, 524, L19 (M99)
- Navarro, J. F., Frenk, C. S. & White, S. D. M. 1996, ApJ, 462, 563
- Navarro, J. F., Frenk, C. S. & White, S. D. M. 1997, ApJ, 490, 493
- Navarro, J. F. & Steinmetz, M. 1997, ApJ, 478, 13
- Navarro, J. F. & Steinmetz, M. 2000, ApJ, 538, 477.
- Quinn, P. J., Hernquist, L. & Fullagar, D. P. 1993, ApJ, 403, 74
- Somerville, R. S. & Primack, J. R. 1999 MNRAS, 310, 1087
- Springel, V., White, S.D.M., Tormen, G., Kauffmann, G. 2000, MNRAS, submitted (astro-ph/0012055)
- Tóth, G. & Ostriker, J. P. 1992 ApJ, 389, 5
- Velázquez, H. & White, S. D. M. 1999, MNRAS, 304, 254
- White, S. D. M. & Rees, M. J. 1978, MNRAS, 183, 341
- White, S. D. M. & Frenk, C.S. 1991, ApJ, 379, 52
- White, S.D.M. 2000, "ITP Conference on Galaxy Formation and Evolution", http://online.itp.ucsb.edu/online/galaxy_c00/white/
- Wielen, R. 1977, A&A, 60, 263




FIG. 3.— The disk/bulge/halo galaxy model including substructure halos. The box is 600 kpc on the side (about twice the virial radius) and shows the disk and bulge of the Milky Way model at the center (in yellow) surrounded by a dark halo populated with several hundred dark matter satellites. About half of the subhalos are on prograde orbits. Note that because the halo extends well beyond 30 times the size of the luminous disk collisions between substructure halos and the stellar disk occur quite infrequently.