

HIGHLIGHTS OF RXTE STUDIES OF COMPACT OBJECTS AFTER ~ 5 YEARS

HALE BRADT

Massachusetts Institute of Technology, Room 37-587, Cambridge MA 02139-4307 USA

E-mail: bradt@mit.edu

RICHARD E. ROTHSCHILD

University of California, San Diego, CASS, La Jolla, CA 92093-0424 USA

E-mail: rrothschild@ucsd.edu

JEAN H. SWANK

Goddard Space Flight Center, NASA, Code 666, Greenbelt MD 20771 USA

E-mail: swank@pcasun1.gsfc.nasa.gov

Observations with the Rossi X-ray Timing Explorer (RXTE) have led to fundamental progress in the study of compact objects, in particular neutron stars and black holes. In this paper we present briefly some highlights from the first ~ 5 years of RXTE operations.

1 Introduction

The Rossi X-ray Timing Explorer (RXTE), launched 1995 Dec. 30, is still operating and is expected to remain active for several more years. The mission is designed to probe the nature of compact objects through timing of the variable intensities and the tracking of broad-band spectra⁶. The features that provide this capability are:

(1) a large aperture Proportional Counter Array (PCA) which provides high statistics in short periods. The brighter sources can be studied with millisecond time resolutions comparable to the orbital time scales of matter close to neutron stars or stellar black holes;

(2) the capability to detect transient phenomena with the All Sky Monitor (ASM) together with spacecraft systems that permit rapid pointing response, within a few hours;

(3) a broad spectral response with the PCA (2 – 60 keV) together with the coaligned High Energy X-ray Timing Experiment (HEXTE; 15 – 250 keV).

The richness of variability in the x-ray sky is clear from the 5-year light curves of fourteen sources obtained from the ASM. Seven quasi-persistent sources are shown in Fig. 1 and seven transients in Fig. 2.

In the spring of 2000, members of the RXTE Users Group, our colleagues on the instrument teams, and other RXTE users, helped in making the case for continued RXTE observations. The achievements of the past 5 years of operations were important to that case. In this report, we outline highlights pertaining to compact objects, primarily neutron stars and black holes. We also touch upon progress in cataclysmic variables and the role of RXTE in the study of gamma ray bursts.

This brief snapshot with sample references is neither complete nor necessarily balanced. It points up the broad themes of progress in compact-object physics, but it does not give a proper view of the depth and richness in detail that RXTE is

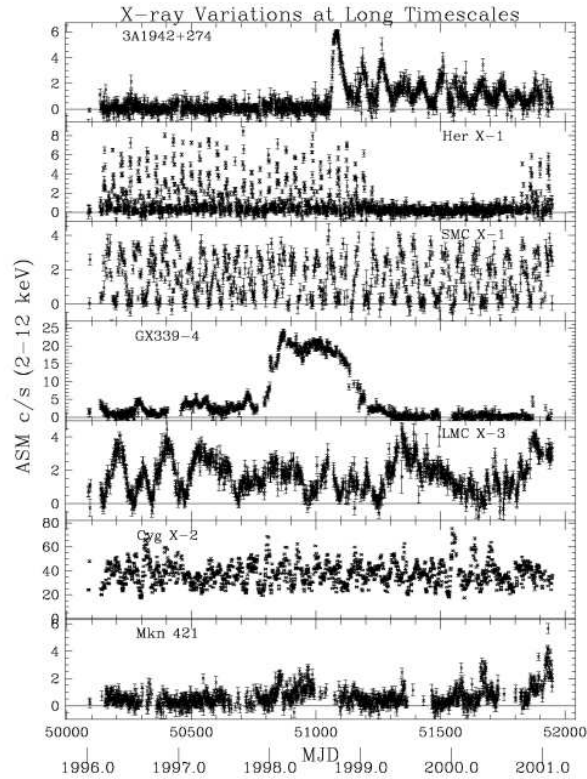


Figure 1. ASM light curves of 7 quasi-persistent sources. The top three are neutron star systems, showing (from the top) a long orbital period, and superorbital periods of 35 and 60 d (respectively) that are most likely accreting precession disks. The other curves are (in descending order) a black hole candidate that entered a sustained soft spectral state, a black hole system with variability on time scales > 100 d, a neutron star which shows ~ 70 -d quasiperiodic variability, and finally a flaring extragalactic blazar, from Remillard (pvt. comm.).

bringing to these topics. The reader is referred to reviews on individual topics, e.g., van der Klis ⁷⁰ on kilohertz oscillations in neutron star systems, Remillard ⁵⁹ on black hole systems, Bradt et al. ⁵ on transients, Nandra ⁴⁹ on active galactic nuclei, Mirabel & Rodriguez ⁴⁶ on microquasars, van Paradijs, Kouveliotou & Wijers ⁷¹ on gamma-ray burst afterglows, Mereghetti ⁴⁰ and Thompson ⁶⁹ on anomalous x-ray pulsars and soft gamma-ray repeaters.

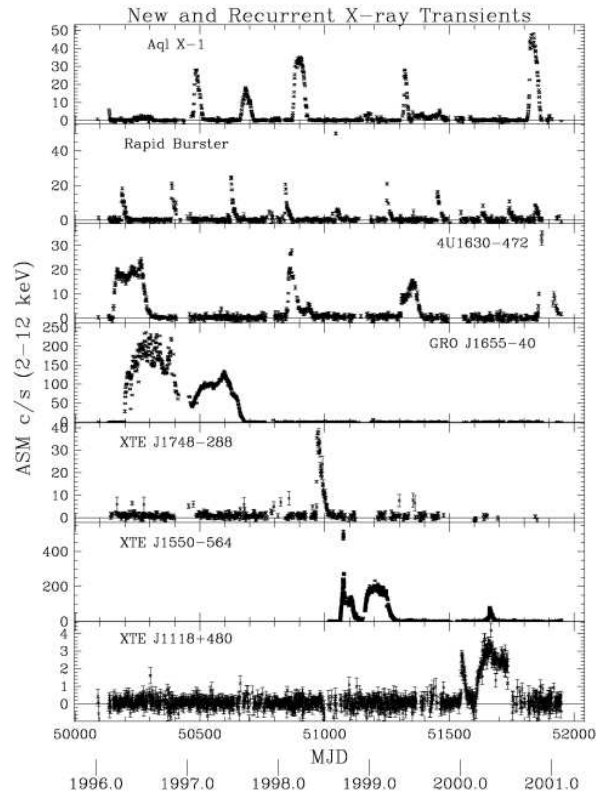


Figure 2. ASM 5-year light curves (1.5 –12 keV) of (from top) two neutron star and 5 black- hole systems, from Remillard (pvt . comm.).

2 Measurements in Regimes of Strong Gravity

RXTE has obtained a diverse set of quantitative results that provide information on the regime of strong gravity found near neutron stars and stellar black holes. The signatures are both temporal and spectral. They arise when x-ray emitting gases approach the innermost stable circular orbit (ISCO) predicted in General Relativity (GR).

Rapid quasiperiodic oscillations (QPO) in x-ray flux (hundreds of Hz to 1.3 kHz) are found in both neutron star and black-hole systems. They must arise from the innermost regions of accretion. Candidate processes for these QPO include Kepler orbits, disk oscillations⁵⁰, periastron precession⁶⁶, frame dragging (nodal

precession)^{15 42}, and beat frequencies^{43 37}.

Evidence for the ISCO is found in the temporal variability of the x-ray flux of the neutron star binary system 4U 1820–30. The observed behavior of the kHz oscillations^{78 4} as a function of position on the color-color diagram (presumably a measure of mass accretion rate) matches well the predicted behavior⁴³ (Fig. 3), though other factors could mimic this result⁷⁰. Kiloherzt oscillations in neutron star systems studied with RXTE (see below) also constrain the equation of state of the neutron star⁴³; Fig. 4.

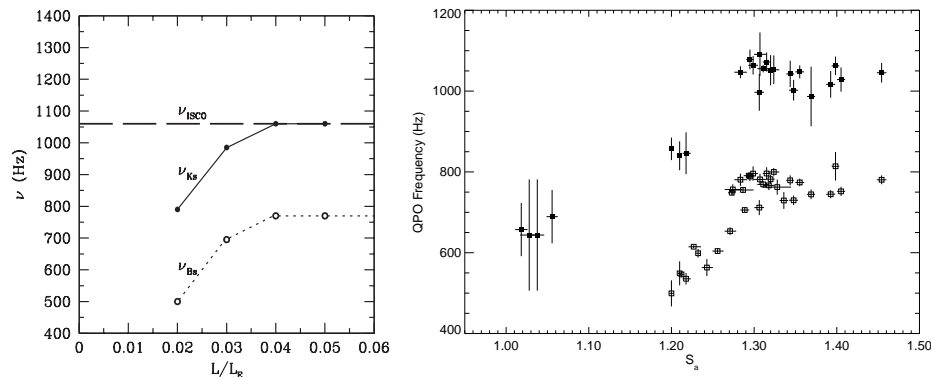


Figure 3. Left: Prediction of behavior of QPO frequency, from Miller et al. (ref. 43). The two frequencies (upper and lower curves) are expected to saturate as accretion increases due to the presence of the innermost stable circular orbit (ISCO). Right: QPO frequency of 1820–30 versus position in color-color diagram, from Bloser et al. (ref. 4).

High frequency oscillations found in five stellar black holes are shown in Fig. 5. A given model of the oscillations, in conjunction with the determination of black-hole mass via optical techniques, can yield the angular momentum parameter of the black hole. For example, the 300 Hz oscillations in GRO J1655–40 require maximal rotation if due to frame dragging¹⁵ and negligible rotation if they are the Kepler frequency of the ISCO⁵⁸.

RXTE spectra can tell us how closely accretion disks approach the compact object, the closer the hotter. The radius of the ISCO depends upon the spin parameter and mass of the compact object in GR. Thus, if the spectrally determined radius is, in fact, the radius of the ISCO, it provides another measure of the angular momentum parameter if the mass is independently known from dynamical measures. In the case of microquasars, the black hole may have to be nearly maximally rotating to be consistent with spectral results⁷⁷.

3 Black hole systems

3.1 Spectra and low-frequency oscillations in black-hole systems

X-ray spectra of black holes typically exhibit a thermal component usually considered to be from the accretion disk, and also a power-law component. There are two

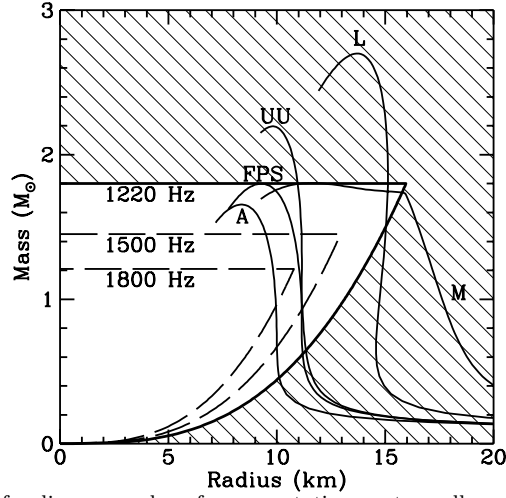


Figure 4. Region of radius-mass plane for non-rotating neutron allowed by observation of 1220-Hz QPO, with various equations of state, from Miller et al. (ref. 43).

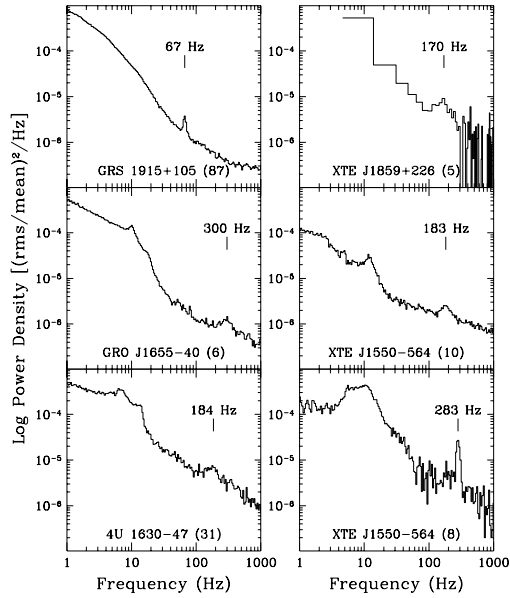


Figure 5. High frequency QPO's in 5 black hole candidates. The number of summed PCA observations is given in parentheses, from Remillard (ref. 59).

types of power law associated with different intensity states of the black hole ²⁶. Their natures are a mystery, though generally they are considered to arise from inverse-Compton upscattering from a hot plasma of electrons. In the “low-hard state” of black hole systems, the power law could arise from hot matter undergoing infall into the black hole, i.e., advection dominated flow ⁴⁸, or it could arise from compact magnetic flares on the surface of the accretion disk ⁵⁴.

The relative behavior of the power law, the disk component, and the (sometimes extremely strong) low-frequency quasi periodic oscillations (QPOs) has been studied with RXTE through huge state variations in a number of black-hole systems. Patterns of behavior are emerging. For example, in GRS 1915+105, the low frequency QPOs are associated primarily with increases in the strength of the power law component ⁴⁷. Thus the oscillations are not solely a disk phenomenon. Current modeling efforts incorporate both the temporal and spectral behaviors in these systems ^{35 32 51 54}.

3.2 Formation of relativistic astrophysical jets

Microquasars, so called because of their superluminal radio emissions ^{44 22}, are also highly variable x ray sources. As such, they provide important probes of the disk/jet connection.

The microquasar GRS J1915+105 exhibits ~ 10 dramatic types of x-ray modulation or oscillations on time scales of minutes ⁴⁷. Each of these modes may continue for a few hours or days. One of these modes exhibits a ~ 30 minute oscillation period, and each oscillation has been found to be nearly coincident with a non-thermal radio/infrared outburst ^{53 20 45}; Fig. 6. This reveals directly the behavior of the accretion disk as jet outbursts occur. Changes in the x-ray spectrum imply the destruction of the inner, x-ray emitting part of an accretion disk ². This disk material may become the ejecta in the recurring outbursts. These radio events have much smaller fluxes (0.01 – 0.1 Jy) than the large events (0.5 – 2.0 Jy) that have been mapped with VLBI to reveal superluminal motion. RXTE has yet to capture one of these rare larger events.

The x-ray spectral state of the black hole system GX 339–4 (Fig. 1) is strongly correlated with the presence or absence of steady radio emission ^{23 16}. The steady radio emission may represent a steady jet. Extended emission from Cyg X–1 may also be such a jet ^{67 7}. A steady jet in GRS 1915+105 has been imaged with VLBI on dimensions from 10 to 500 AU ¹⁸. These investigations are attempting to relate the power-law of the low-hard state (index ~ 1.7) to Compton scattering at the base of a steady jet.

3.3 Spectra and variability in AGN

RXTE is uniquely capable of producing well-sampled long-term x-ray light curves for multi-wavelength monitoring campaigns of AGN. Monitoring campaigns coordinated with optical and ultraviolet observations have found patterns that imply a close coupling between the origins of the different bands, despite a lack of simple correlation in some cases ⁴⁹.

RXTE has confirmed that radio galaxies have weaker reflection components and

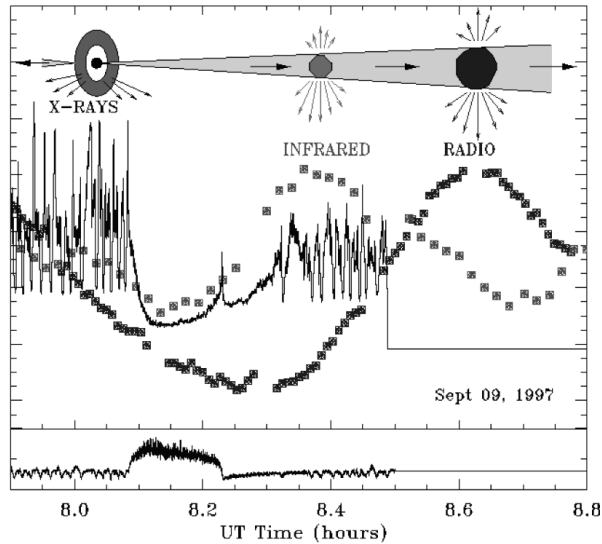


Figure 6. Associated radio, infrared and x-ray light outbursts from microquasar GRS 1915 + 105. The pattern repeats about every 30 minutes for hours or a few days. The lower plot is the x-ray hardness ratio, 13–30 keV / 2–13 keV, from Mirabel et al. (ref. 45).

Fe lines than do radio quiet Seyfert galaxies^{60 21}. This suggests that the presence of the jet may alter the inner environment of AGN.

Monitoring campaigns covering several years for the first time clearly demonstrate that the typical variability time scale for Seyfert 1 galaxies ranges from weeks to months, as indicated, for example, by the turnover of the PDS of NGC 3516; Fig. 7¹⁹. Similar turnovers in stellar black-hole systems are found at much smaller time scales, e.g., ~ 10 s for Cyg X–1. The ratio of the time constants of AGN to stellar black holes may reflect the relative black hole masses, e.g. $\sim 10 M_{sun}$ for Cyg X-1 and $10^6 - 10^7 M_{sun}$ for NGC 3516¹⁹. The origin of these time scales is not known.

Observations of the brighter BL Lac objects show substantial variability in ASM data; see Mk 421 in Fig. 1. Coordinated TeV and RXTE/PCA observations of Mk 501 have shown dramatically clear simultaneous flares⁶²; Fig. 8. The data are consistent with the synchrotron self Compton model wherein the electrons that give rise to the (x-ray) synchrotron photons upscatter these same photons to TeV energies.

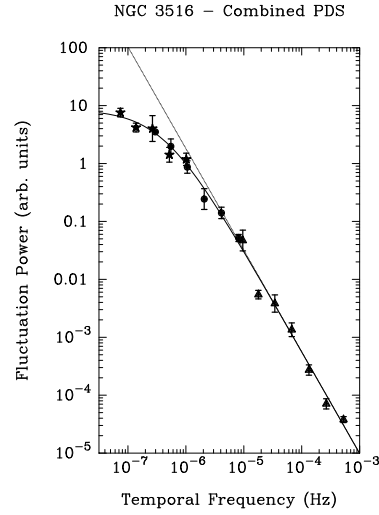


Figure 7. Broadband power density spectrum of the Seyfert 1 AGN, NGC 3516. The cutoff corresponds to a period of ~ 1 month, from Edelson & Nandra (ref. 19).

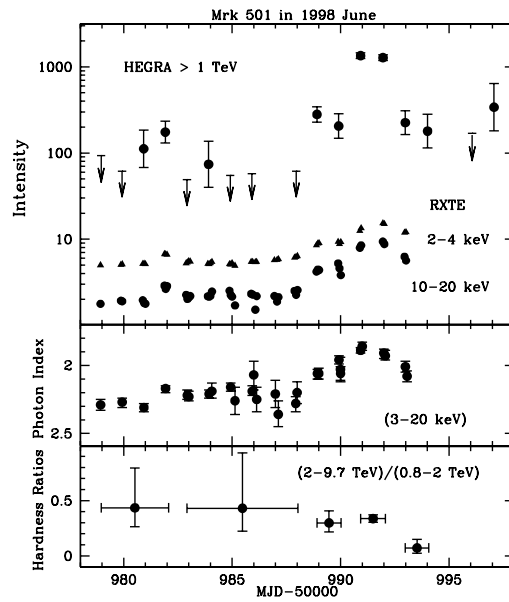


Figure 8. TeV and x-ray associated flares from blazar Mk 501, from Sambruna et al. (ref. 62).

Iron lines and Compton reflection components have been measured in spectra of individual Seyfert 1 and Seyfert 2 galaxies. In one case, MCG -6-30-15, the iron line does not share the variations of the continuum⁶¹. This challenges the interpretation of broadened lines originating in the inner disk.

4 Neutron star systems

4.1 Spin-up of neutron stars

The RXTE discovery of kilohertz oscillations in low-mass x-ray binary systems has provided a powerful new tool for the exploration of the regions very close to the neutron star. The frequencies, ranging up to about 1300 Hz clearly are comparable to those expected from Kepler motion in the ISCOs or from very rapid spinning of the neutron star. The frequency patterns and variations exhibit clear consistent patterns that provide strong diagnostics. See the above mentioned review ⁷⁰.

The oscillations indicate that the neutron stars in low-mass x-ray binaries (LMXB) are rotating between 300 and 600 Hz, as is expected if they have been accreting for 10^8 – 10^9 yr in binaries with low-mass companions. Quasi-coherent oscillations during x-ray bursts (a runaway thermonuclear flash on the neutron star surface) are most likely a direct indicator of the neutron star spin when the frequency settles down to its coherent value; Fig. 9 ⁶⁸.

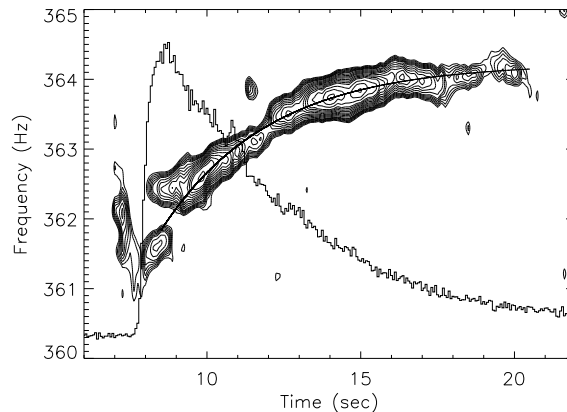


Figure 9. X-ray burst in LMXB 1728–34 (histogram) with frequency of QPO (contours), from Strohmayer (private communication); see ref. 68.

One, and so far only one, transient LMXB exhibits truly coherent pulsations, SAX J1808.4–3658 at 401 Hz ⁷³ ⁹. This 2.5-ms oscillation surely is the spin period of the neutron star. Doppler shifts are tracked to obtain with high precision the 2.01-h orbit; Fig. 10. This is the first discovered *accreting* millisecond pulsar. It establishes the fact that millisecond radio pulsars are spun up due to the accretion torques in x-ray binaries. The magnetic fields of these old accreting neutron stars are in the range 10^8 – 10^9 G, the same as those of recycled radio pulsars.

Accumulating evidence from studies of the high frequency oscillations points to old accreting neutron stars having 1.8–2.3 solar masses, consistent with some stiff nuclear equations of state ⁷⁰ ³⁷. Such masses, in comparison to the $1.4 M_{sun}$ of some young neutron stars, suggest accretion has added significant mass to the neutron stars.

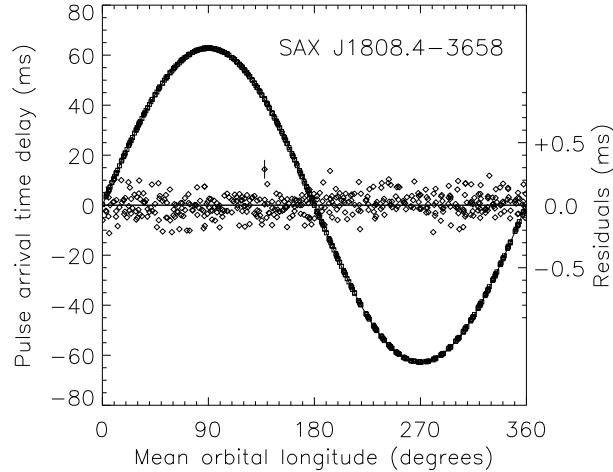


Figure 10. Doppler orbit from PCA data of the only known accreting millisecond pulsar, SAX J1808.4-3658, from Chakrabarty & Morgan (ref. 9).

4.2 Neutron stars with high magnetic fields

Accretion flows of neutron stars in the region where the disk interacts with the magnetosphere have been studied through observations of Type II x-ray bursts of the Rapid Burster ²⁷ and GRO J1744-28 ⁷⁶, through low frequency QPOs in, for example, Aql X-1 ⁵⁷, and through variations in the pulsed amplitude with intensity. The latter suggest the centrifugal barrier (“propeller effect”) is operating in GRO J1744-28 ¹⁴ and Aql X-1 ^{8 10}.

Cyclotron-line measurements from pulsar spectra are giving new insight into the emission geometry and magnetic fields ²⁸; Fig. 11. To date, RXTE has measured the magnetic field in 10 accreting neutron star systems to be $1 - 5 \times 10^{12}$ G ²⁹. These values are consistent with fields inferred for older isolated neutron stars from spin-down measurements.

The x-ray emission mechanism in rotation-powered pulsars is an unresolved issue. Phase resolved spectroscopy of the Crab-nebula pulsar with RXTE suggests that the emission comes from a small region near the magnetic poles, and not from the “outer gap” ⁵⁵. The fastest rotation-powered pulsar J0537-6910 ($P = 16$ ms) was discovered by RXTE in the LMC ³⁹. It is providing information about the glitches that affect young pulsars.

RXTE has made major contributions to the nature of anomalous x-ray pulsars (AXP) and Soft Gamma-ray Repeaters (SGR) through the study of their rapid and sometimes variable spindown rates ^{36 38 75}, the absence of Doppler shifts indicating the probable lack of companions ⁴¹, and the earthquake-like recurrences of the outbursts in SGR ²⁵. The two classes are probably closely related due to the similarity in their spin down ages $10^3 - 10^5$, periods (~ 10 s), and luminosities ($\sim 10^{35}$ erg/s) ⁶⁹. Evidence of a glitch in one AXP, 1RXS 1708-4009 ³⁴, is suggestive of kinship with other young high field pulsars; Fig. 12.

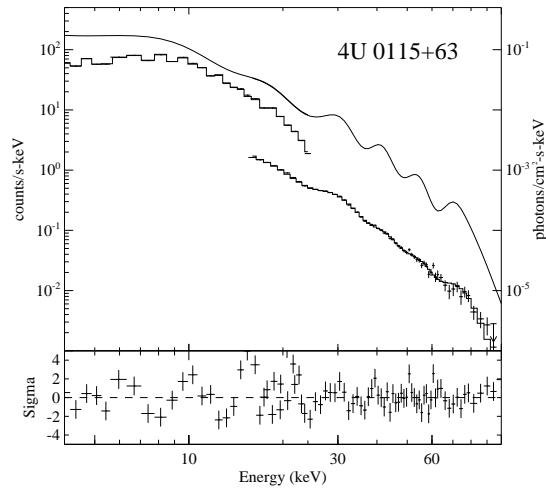


Figure 11. X-ray spectrum of 4U 0115+63 showing as many as five cyclotron resonance absorption features, from Heindl et al. (ref. 28.).

Outbursts in SGR could originate in magnetic field reconnection associated with starquakes or with massive cracking of the neutron star crust in the case of the giant bursts^{33 24}. RXTE data are essential to the ongoing search for satisfactory models for the spindown and bursting of these objects^{40 69 11}.

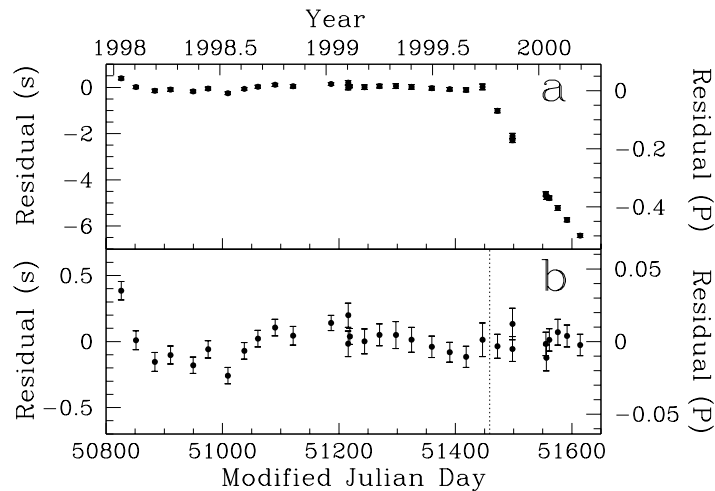


Figure 12. Glitch observed in AXP 1RXS 1708-4009. The residuals from a preglitch model (a) and a post-glitch model (b) are shown, from Kaspi et al. (ref. 34).

4.3 Spectra of low-mass x-ray binaries (LMXB)

RXTE has shown that Sco X-1 occasionally (30% duty cycle) exhibits non-thermal power law emission extending to beyond 200 keV at various positions along its Z track¹⁷. Less luminous (atoll) LXMBs display hard power-law emission in their low luminosity states¹. These power laws indicate the presence of hot upscattering plasmas in these systems. They also complicate the spectral distinctions between neutron star and black hole systems.

5 Transients discovered in monitoring

RXTE continues to discover new x-ray transients with both the ASM and PCA instruments. To the date of this conference, RXTE had found 34 previously unknown transients, 20 of them occurring since the beginning of 1998, some of which are shown in Fig. 2. Several of these black-hole systems show the quasi-periodic high-frequency oscillations (> 100 Hz) noted above (Fig. 5), that surely have origins involving general relativity.

Rapid follow-up observations of newly discovered RXTE sources with other x-ray observatories, and with ground based optical and radio observatories, enhance our understanding of them. Discoveries include CI Cam (1998)^{63 3} and V4641 Sgr (1999)^{64 74}, both of which were short lived and displayed associated radio emission indicative of relativistic jets^{30 31}. The latter system contains a black hole with dynamical mass greater than 8 solar masses⁵². These objects are a resource for the continued study of black-hole systems, even in x-ray quiescence.

6 Binary and Superorbital Periods

The All-Sky Monitor data have revealed about 40 periodic sources with high confidence from the long-known 835-s spin period of X Per to the previously unknown dip period of 100 days in XTE J1716–389⁷². Seven of these periods were previously unknown, and 4 were previously known but found for the first time in x rays with the RXTE ASM.

The long baseline of the RXTE mission is revealing superorbital periodicities that are relatively stable over the 5-year interval (e.g. the 60 day period of SMC X-1) and others that evolve quite rapidly, e.g. the proposed 70 d period of Cyg X-2; both light curves are shown in Fig. 1. ASM light curves reveal an extended low-state interval in Her X-1 (Fig. 1) which could arise from a change of inclination of the precessing accretion disk¹³.

7 Cataclysmic variables

The flexibility of RXTE's rapid pointing capability has made possible timely studies of CV outbursts, especially short-lived rare events. The high energy response of RXTE is ideal for the study of high-energy shock-emitted radiation from magnetic cataclysmic variables. The RXTE spectra of 20 magnetic CVs yield a mean white-dwarf mass, $\sim 0.85 M_{sun}$, significantly greater than do samples of isolated non

magnetic white dwarfs, $\sim 0.55 M_{sun}$ ⁵⁶. Selection effects that could affect this result have yet to be fully quantified. The relation of the hard emission to the puzzling “soft excess” has been explored with coordinated RXTE/EUVE observations¹².

8 Gamma-ray burst positions and afterglows

RXTE plays an active role in GRB localizations and afterglow measurements with both the PCA and the ASM involved. At the time of this conference, the PCA had detected 5 x-ray afterglows, one of which (GRB 991216) led to an optical afterglow. Twenty GRB have been recorded with the ASM, with 9 of these yielding rapid positions that were distributed in near real time to the community. In turn, these led to four optical afterglows and 3 redshift determinations of the 12 known at the time of this conference, including the second largest: $z = 2.03$ for GRB 000301C. ASM x-ray light curves of GRB sometimes show pronounced afterpeaks not present in gamma rays that may represent the beginning of the afterglow⁶⁵.

Acknowledgments

The authors are grateful to all their colleagues and fellow users of RXTE, and especially to Drs. R. Remillard and A. Levine. We regret the omission of many pertinent references. We thank NASA for the continued operation of RXTE and for its support of RXTE science activities.

References

1. D. Barret, J. F. Olive, L. Boirin, C. Done, G. K. Skinner & J. E. Grindlay, *ApJ*, 533, 329 (2000).
2. T. Belloni, M. Mendez, A. R. King, M. van der Klis & J. van der Paradijs, *ApJ*, 488, L109 (1997).
3. T. Belloni, et al. *ApJ*, 527, 345 (1999).
4. P. F. Bloser, J. E. Grindlay, P. Kaaret, W. Zhang, A. P. Smale & D. Barret, *ApJ*, 542, 1000 (2000).
5. H. Bradt, A. Levine, R. Remillard, & D. A. Smith, in “X-ray Astronomy ’99; Stellar Endpoints, AGN and the Diffuse Background”, Eds: G. Malaguti, G. Palumbo, and N. White, Gordon and Breach (in press), astro-ph 0003438.
6. H. Bradt, R. Rothschild & J. Swank, *A&AS*, 97, 355 (1993).
7. C. Brocksopp, et al., *MNRAS*, 309, 1063 (1999).
8. S. Campana, L. Sella, S. Mereghetti, M. Colpi, M. Tavani, D. Ricci, D. Dal Fiume & T. Belloni, *ApJ*, 499, L65 (1998).
9. D. Chakrabarty & E. H. Morgan, *Nature*, 394, 346 (1998).
10. A. M. Chandler & R. E. Rutledge, *ApJ*, 545, 1000 (2000).
11. P. Chatterjee & L. Hernquist, *ApJ*, 543, 368 (2000).
12. D. J. Christian, *AJ*, 119, 1930 (2000).
13. W. Coburn, et al., *ApJ*, 543, 351 (2000).
14. W. Cui, *ApJ*, 482, L163 (1997).
15. W. Cui, S. N. Zhang & W. Chen, *ApJ*, 492, L53 (1998).

16. S. Corbel, R. P. Fender, A. K. Tzioumis, M. Nowak, V. McIntyre, P. Durouchoux & R. Sood, *A&A*, 359, 251 (2000).
17. F. D’Amico, W. A. Heindl, R. E. Rothschild & D. E. Gruber, *ApJ*, 547, L147 (2001).
18. V. Dhawan, I. F. Mirabel & L. F. Rodriguez, *ApJ*, 543, 373 (2000).
19. R. Edelson & K. Nandra, *ApJ*, 514, 682 (1999).
20. S. S. Eikenberry, K. Matthews, E. H. Morgan, R. A. Remillard & R. W. Nelson, *ApJ*, 494, L61 (1998).
21. M. Eracleous, R. Sambruna & R. F. Mushotzky, *ApJ*, 537, 654 (2000).
22. R. Fender et al., *MNRAS*, 304, 865 (1999).
23. R. Fender et al., *ApJ*, 519, L165 (1999).
24. M. Feroci, K. Hurley, R. C. Duncan & C. Thompson, *ApJ*, 549, 1021 (2001).
25. E. Gogus, P. M. Woods, C. Kouveliotou, J. van Paradijs, M. S. Briggs, R. C. Duncan & C. Thompson, *ApJ*, 526, L93 (1999).
26. J. E. Grove, W. N. Johnson, R. A. Kroeger, K. McNaron-Brown, J. G. Skibo & B. F. Philips, *ApJ*, 500, 899 (1998).
27. R. Guerriero, et al., *MNRAS*, 307, 179 (1999).
28. W. A. Heindl et al. in “Proceedings of the 5th Compton Symposium”, 2000 (astro-ph 0004297).
29. W. A. Heindl et al., in “Proceedings of the 5th Compton Symposium”, 2000 (astro-ph 0004300).
30. R. M. Hjellming, *IAUC* 6862 (1999).
31. R. M. Hjellming, *IAUC* 7265 (1999).
32. X-M Hua, D. Kazanas & W. Cui, *ApJ*, 512, 793 (1999).
33. K. Hurley et al., *Nature*, 397, 41 (1999).
34. V. M. Kaspi, J. R. Lackey & D. Chakrabarty, *ApJ*, 537, L31 (2000).
35. D. Kazanas & X-M Hua, *ApJ*, 519, 750 (1999).
36. C. Kouveliotou, et al., *ApJ*, 510, L115 (1999).
37. F. K. Lamb & M. C. Miller, *ApJL*, submitted (astro-ph 0007460).
38. D. Marsden, R. E. Rothschild, & R. E. Lingensfelter, *ApJ*, 520, L107 (1999).
39. F. E. Marshall, E. V. Gotthelf, W. Zhang, J. Middleditch & Q. D. Wang, *ApJ*, 499, L179 (1998).
40. S. Mereghetti in “Frontier Objects in Astrophysics and Particle Physics”, Vulcano, Italy, 2000 (astro-ph 0102017).
41. S. Mereghetti, G. L. Israel & L. Stella, *MNRAS*, 296, 689 (1999).
42. A. Merloni, M. Vietri, L. Stella & D. Bini, *MNRAS*, 304, 155 (1999).
43. M. C. Miller, F. K. Lamb & G. B. Cook, *ApJ*, 508, 791 (1998).
44. I. F. Mirabel & L. F. Rodriguez, *Nature*, 371, 46 (1994).
45. I. F. Mirabel, et al., *A&A*, 330, L9 (1998).
46. F. Mirabel & L. Rodriguez, *ARAA*, 37, 409 (1999).
47. M. Munro, E. H. Morgan & R. A. Remillard, *ApJ*, 527, 321 (1999).
48. R. Narayan & I. Yi, *ApJ*, 452, 710 (1995).
49. K. Nandra, *Adv. in Space Res.*, in press (astro-ph 0012448).
50. M. Nowak, R. Wagoner, R. Begelman, M. Lehr & E. Dana, *ApJ*, 477, L91 (1997).
51. M. A. Nowak, B. A. Vaughan, J. Wilms, J. B. Dove & M. C. Begelman, *ApJ*,

- 510, 874 (1999).
52. J. A. Orosz, et al., ApJ, submitted (astro-ph 0103045).
 53. G. G. Pooley & R. P. Fender, MNRAS, 292, 925 (1997).
 54. J. Poutanen & A. C. Fabian, MNRAS, 306, L31 (1999).
 55. S. H. Pravdo, L. Angelini & A. K. Harding, ApJ, 491, 808 (1997).
 56. G. Ramsay, MNRAS, 314, 403 (2000).
 57. P. Reig, M. Mendez, M. van der Klis & E. C. Ford, ApJ, 530, 916 (2000).
 58. R. Remillard, E. Morgan, C. Bailyn & J. Orosz, ApJ, 522, 397 (1999).
 59. R. Remillard, in “Evolution of Binary and Multiple Stars”, Bormio, Italy, June 2000, eds. P. Podsiadlowski, S. Rappaport, A. King, F. D’Antona & L. Burderi (San Francisco: ASP), in press (astro-ph 0103431).
 60. R. E. Rothschild et al., ApJ, 510, 651 (1999).
 61. C. S. Reynolds, ApJ, 533, 811 (2000).
 62. R. M. Sambruna, et al., ApJ, 538, 127 (2000).
 63. D. A. Smith, et al., IAUC 6855 (1999).
 64. D. A. Smith, et al., IAUC 7253 (1999).
 65. D. A. Smith, et al., ApJ, submitted (astro-ph. 0103357).
 66. L. Stella, M. Vietri & S. Morsink, ApJ, 524, L63 (1999).
 67. A. Stirling, R. Spencer & M. Garrett, New Astron. Rev., 42, 657 (1998).
 68. T. Strohmayer, W. Zhang, J. H. Swank, A. Smale, L. Titarchuk, C. Day & U. Lee, ApJ, 469, L9 (1996).
 69. C. Thompson, in “Proceedings NATO Advanced Study Institute: The Neutron Star-Black Hole Connection”, Elounda, Crete, 1999, eds. V. Connaughton, C. Kouveliotou, J. van Paradijs, J. Ventura (astro-ph 0010016).
 70. M. van der Klis, ARAA, 38, 717 (2000).
 71. J. van Paradijs, C. Kouveliotou & R. Wijers, ARAA, 38, 379 (2000).
 72. L. Wen, PhD thesis, MIT, (2000).
 73. R. Wijnands & M. van der Klis, Nature, 394, 344 (1998).
 74. R. Wijnands & M. van der Klis, ApJ, 528, L93 (2000).
 75. P. M. Woods et al., ApJ, 524, L55 (1999).
 76. P. M. Woods et al., ApJ, 540, 1062 (2000).
 77. S. N. Zhang, W. Cui, W. Chen, ApJ, 482, L155 (1997).
 78. W. Zhang, A. P. Smale, T. E. Strohmayer & J. H. Swank, ApJ, et al., ApJ, 500, L171 (1998).