

VLT spectroscopy of XTE J2123-058 during quiescence: the masses of the two components

J. Casares¹, G. Dubus², T. Shahbaz¹, C. Zurita¹, P.A. Charles³

¹*Instituto de Astrofísica de Canarias, 38200 La Laguna, Tenerife, Spain*

²*Theoretical Astrophysics, Caltech 130-33, CA 91125, Pasadena*

³*Dept of Physics & Astronomy, University of Southampton, Southampton, UK*

13 November 2018

ABSTRACT

We present VLT low resolution spectroscopy of the neutron star X-ray transient XTE J2123-058 during its quiescent state. Our data reveal the presence of a K7V companion which contributes 77 % to the total flux at $\lambda 6300$ and orbits the neutron star at $K_2 = 287 \pm 12$ km s⁻¹. Contrary to other soft X-ray transients (SXTs), the H_α emission is almost exactly in antiphase with the velocity curve of the optical companion. Using the light-center technique we obtain $K_1 = 140 \pm 27$ km s⁻¹ and hence $q = K_1/K_2 = M_2/M_1 = 0.49 \pm 0.10$. This, combined with a previous determination of the inclination angle ($i = 73^\circ \pm 4$) yields $M_1 = 1.55 \pm 0.31 M_\odot$ and $M_2 = 0.76 \pm 0.22 M_\odot$. M_2 agrees well with the observed spectral type. Doppler tomography of the H_α emission shows a non-symmetric accretion disc distribution mimicking that seen in SW Sex stars. Although we find a large systemic velocity of -110 ± 8 km s⁻¹ this value is consistent with the galactic rotation velocity at the position of J2123-058, and hence a halo origin. The formation scenario of J2123-058 is still unresolved.

Key words: stars: accretion, accretion discs – binaries: close – stars: individual: XTE J2123–058 – X-rays: stars.

1 INTRODUCTION

Mass determinations of neutron stars (NS) can provide essential constraints on the equation of state of nuclear matter (van Kerkwijk, van Paradijs & Zuiderwijk 1995). Compact object masses are now known accurately for radio pulsars, all of which are consistent with $1.38 \pm 0.07 M_\odot$ (Thorsett et al. 1993), but have been very difficult to obtain in low mass X-ray binaries (LMXBs) both because their NS do not pulse and because the optical flux from the companion is usually overwhelmed by reprocessed X-ray emission from the accretion disk (van Paradijs & McClintock 1995). Only in the quiescent state of soft X-ray transients (SXTs) can the faint companion be detected and dynamical information extracted. An accurate constraint on the NS mass, however, requires knowledge of both the system inclination i and the mass ratio q in addition to the amplitude of the radial velocity curve of the companion K_2 .

The transient XTE J2123-058, discovered in June 1998, offers an excellent opportunity to achieve this. The presence of a NS is confirmed by type-I bursts (Tomsick et al. 1999; Homan et al. 1999, Gneiding, Steiner & Cieslinski 1999) which makes it one of only 4 NS SXTs known. The opti-

cal counterpart showed clear triangular-shaped minima repeating on the orbital period of 6 hrs which consequently evolved to an ellipsoidal modulation before the system entered quiescence at $R = 21.7$ (Tomsick et al. 1999; Soria, Wu & Galloway 1999; Zurita et al. 2000; Hynes et al. 2001). The modulation yielded $i = 73 \pm 4^\circ$ (Zurita et al. 2000) but it should be noted that systematic effects related to the assumed outburst irradiation model might have some importance.

The secondary star is suspected to be of late K-type in order to transfer matter within the constraints of a 6 hr orbit. Photometric colours obtained during quiescence also suggest the presence of a late-K companion (see Zurita et al 2000, Shahbaz et al. 2001). In this paper we report the first spectroscopic detection of the companion star in J2123-058 and its radial velocity curve using the *Kueyen* VLT (sections §3 and §4). Sections §5 and §6 deal with the analysis of the H_α emission. In section §7 we present the spectroscopic constraints on the components masses, together with implications for the disc instability model and discuss constraints on the formation scenario implied by the observed systemic velocity.

2 OBSERVATIONS AND DATA REDUCTION

We obtained a total of 20 spectra of J2123-058 during observations with the FORS-2 spectrometer of the *Kueyen* VLT on August 23 and 24, 2000 (UT). We used grism 600R (with the order-sorting filter GG435+31), centered at 6300 Å with a 0.7" slit on the first night. On the second night, the seeing deteriorated (up to 1.2") and so we decided to use a 1 arcsec slit. The spectral resolution, as measured from the FWHM of the arclines, was 2.7 Å and 4.0 Å for the two nights, respectively. Exposure times of 2200 s were employed.

The data were de-biased and flat-fielded in the usual way. The spectra for J2123-058 were then extracted using standard optimal extraction techniques which optimize the signal-to-noise ratio of the final spectra (Horne 1986). Calibration HeNeAr arc images were obtained in daytime with the telescope parked at the zenith. The λ -pixel scale was derived through fourth-order polynomial fits to 40 lines resulting in an rms scatter better than 0.3 Å. Internal flexure was measured by cross-correlation of the sky spectra and was found to be $< 20 \text{ km s}^{-1}$ (< 0.4 pixel) throughout the night. Relative shifts of every target spectrum to the first one were applied and the zero point ($-18 \pm 2 \text{ km s}^{-1}$) obtained through a gaussian fit to the strong $\lambda 6300.3$ OI line on the first sky spectrum. The spectra were subsequently rebinned into a constant velocity scale of $52 \text{ km s}^{-1} \text{ pixel}^{-1}$.

Spectra of several K and M-type giants (table 1) were obtained with the same set-up (slit width=0.7") for the cross-correlation analysis. A database of K-type main sequence stars (table 2), observed with the IDS on the INT with similar wavelength coverage and resolution (see Casares et al. 1996) were also used for the spectral type classification.

3 RADIAL VELOCITY CURVES AND EPHEMERIS

Prior to the cross-correlation the spectra were rectified to the continuum (which was subtracted afterwards) by masking the emission lines ($H\alpha$, HeI $\lambda 5875$, $\lambda 6678$) and fitting a low-order spline to the remainder. Then, individual radial velocities were extracted by cross-correlation with each template star in the range $\lambda\lambda 5600$ -6520, after masking out the atmospheric and interstellar band at $\lambda\lambda 6270$ -6320. Note that the NaD feature at $\lambda\lambda 5890$ -96 was included in the cross-correlation because is a strong feature in late-type stars and, given the high galactic latitude of J2123-058, this is only marginally affected by interstellar absorption; the EW of the interstellar NaD measured by Hynes et al. (2001) is less than 15 % of our observed value of 4.2 Å (see Fig. 2). Its effect is less than 1 km^{-1} on the radial velocity curve. A few spectra from the first night have very poor statistics and consequently yield unreliable radial velocities. This was improved by co-adding the individual spectra into 16 phase bins, using the established orbital period of $P = 0.24821$ days (Zurita et al. 2000). The new radial velocities were fitted with a sine-wave at this period, the resulting parameters being displayed in Table 1.

Column 3 lists the systemic velocities after correcting for the template radial velocities (as given by SIMBAD)

and instrumental flexure on template spectra. This latter correction could not be accounted for in the same way as in the target spectra because of the faintness of the sky spectra. Instead, this was estimated by simply measuring the central wavelength of the $H\alpha$ line, by fitting gaussians to the line core. Notice the small scatter in the distribution of γ -velocities which render confidence in the technique applied to compensate for differential flexure corrections. The statistical mean is $-110 \pm 1 \text{ km s}^{-1}$ but the real error is probably underestimated. As a better representation of the uncertainty in the true systemic velocity we prefer to quote the mean of $1\text{-}\sigma$ uncertainties of the fits to the radial velocity curves. Therefore, our favoured determination of the systemic velocity in J2123-058 is $\gamma_2 = -110 \pm 8 \text{ km s}^{-1}$.

Note the consistent values of the other parameters in Table 1 which suggest $T_0 = HJD2451779.652 \pm 0.001$ and $K_2 = 285 - 290 \text{ km s}^{-1}$ (all quoted errors are $\pm 1\sigma$). The combination of our T_0 determination with that of Zurita et al. (2000) enables us to refine the orbital period to $P = 0.248236 \pm 2 \times 10^{-6} \text{ d}$. We note that HR6159 yields a significantly lower χ^2_ν than the rest and, therefore, we adopt the orbital parameters derived using this template. Adopting $K_2 = 287 \pm 12 \text{ km s}^{-1}$, the implied mass function is $f(M) = 0.61 \pm 0.08 M_\odot$. The phase-folded radial velocity curve, for the case of the K7 III template, is shown in the top panel of Fig. 1.

4 SPECTRAL CLASSIFICATION AND ROTATIONAL BROADENING

Figure 2 presents the Doppler-corrected average spectrum of J2123-058 in the rest frame of the secondary, together with some spectral-type standards. Different weights were assigned to different spectra in order to maximize the signal-to-noise ratio. Photospheric absorption features from the companion are clearly visible, such as the metallic blends at $\lambda 6165$ and $\lambda 6495$ and the NaI doublet at $\lambda 5890$ -6. These are clearly broader in J2123-058 than in the luminosity class III templates but this is purely an instrumental effect since the averaged spectrum is dominated by the higher quality spectra from the second night, obtained through a 1" slit. Several molecular TiO bands (e.g. $\lambda\lambda 6150$ -6250, $\lambda\lambda 6960$ -90 and $\lambda\lambda 7020$ -50) are also evident and these can be used to rule out spectral types K3 (and earlier) and M1 (and later). The spectral type of the companion is most probably in the range K5-7.

Both the spectral type and luminosity class of the secondary can be efficiently determined by subtracting different broadened versions of the templates (to compensate for the instrumental resolution mismatch) from the Doppler-corrected sum of the target until the lowest residual is obtained (as performed in e.g. Marsh, Robinson & Wood 1994). The broadened templates are multiplied by a factor $f \leq 1$ to account for the shallowness of the absorption features in J2123-058, which are diluted by the continuum excess of the accretion disc. The results of the optimal subtraction analysis are presented in Table 2. As expected, main sequence templates yield systematically lower χ^2 , with a minimum for spectral types K7-8 V. The relative contribution of the com-

Table 1. Radial Velocity Parameters for J2123-058

Template Star	Spectral Type	γ_2^\dagger (km s ⁻¹)	$T_0^{\dagger\dagger}$ (+ 2451779.0)	K_2 (km s ⁻¹)	χ_ν^2
HR 5265	K3 III	-112±10	0.6515 ± 0.0015	285 ± 9	1.8
HR 5178	K5 III	-109±11	0.6520 ± 0.0012	289 ± 9	1.8
HR 6159	K7 III	-111±11	0.6520 ± 0.0017	287 ± 12	1.3
HR 5496	M1 III	-108±13	0.6515 ± 0.0015	290 ± 10	1.7
HR 5603	M3 III	-111±15	0.6517 ± 0.0017	287 ± 11	1.6

† Instrumental flexure and radial velocities of templates have been removed.

†† This refers to the inferior conjunction of the secondary star.

Table 2. Spectral Classification

Template	Spectral Type	Broadening (km s ⁻¹)	f	χ_ν^2 (d.o.f.=632)
HR 5265	K3 III	230	1.00 ± 0.14	0.300
HR 5178	K5 III	210	0.85 ± 0.11	0.293
HR 6159	K7 III	200	0.84 ± 0.11	0.300
HR 5496	M1 III	155	0.68 ± 0.10	0.312
HR 5603	M3 III	120	0.52 ± 0.08	0.324
HD 184467	K2 V	190	1.43 ± 0.17	0.267
HD 154712 A	K4 V	170	0.90 ± 0.10	0.263
HD 296974	K5 V	185	0.83 ± 0.09	0.257
61 Cyg A	K5 V	220	0.83 ± 0.09	0.258
61 Cyg B	K7 V	185	0.77 ± 0.08	0.255
HD 154712 B	K8 V	190	0.70 ± 0.07	0.255

panion star to the total flux in the R-band is constrained to the range $f = 0.70 - 0.77$.

A rough estimate of the rotation speed of the companion star (assuming co-rotation) is provided by the size of the Roche lobe (R_{L2}), which is related to the secondary’s mass (M_2) and the orbital period (P) by combining Kepler’s Third Law with Paczynski’s expression (Paczynski 1971) for the equivalent radius of a Roche lobe filling star.

$$\left(\frac{R_{L2}}{R_\odot}\right) = 0.234 \left(\frac{P}{\text{hr}}\right)^{2/3} \left(\frac{M_2}{M_\odot}\right)^{1/3}$$

An upper limit will be obtained by adopting the nominal mass of a K7 V main sequence star ($0.65 M_\odot$) because the companions in close binaries are usually undermassive for their spectral types (van den Heuvel 1983). With $R_{L2} \leq 0.67R_\odot$, the secondary would just fill its Roche lobe or be slightly evolved (a K7V has $R_2 \simeq 0.69R_\odot$). This implies a maximum rotation speed of $\simeq 139 \text{ km s}^{-1}$, but the projected rotational broadening ($V_{\text{rot}} \sin i$) cannot be much less than this because of the high inclination ($i \simeq 73^\circ$, see Zurita et al. 2000). Since this is smaller than the spectral resolution on 23 Aug (185 km s^{-1}), and because of the orbital smearing due to our long integration times ($\simeq 0.1P$), we cannot measure $V_{\text{rot}} \sin i$ in our Doppler-corrected sum. However, using the limit that $V_{\text{rot}} < 139 \text{ km s}^{-1}$ and $i \simeq 73^\circ$ then the mass ratio is constrained to be $q = M_2/M_1 \leq 0.47$ (Wade & Horne 1988).

5 THE MASS RATIO

The system mass ratio can also be determined if the radial velocity curve of the compact object is available. Unfortunately, the neutron star in J2123-058 does not pulse and we can therefore only hope for the velocities of the extreme H_α wings (which originate in the vicinity of the compact star) to share its orbital motion. The “double-gaussian” technique allows us to extract the centroid of line velocity regions $\pm v$ through convolving the individual spectra with two Gaussian bandpasses separated by $a = 2v$ (Schneider & Young 1980). For a given value of a the velocity points can be fitted by a velocity curve of the form

$$V = \gamma + K \sin 2\pi(\phi - \phi_0) = \gamma - K_x \cos 2\pi\phi + K_y \sin 2\pi\phi$$

and (K_x, K_y) be represented in velocity space. If the inner disc were axisymmetric $K_x = 0$, $K_y = -K_1$ and one could recover the radial velocity curve of the compact star. The application of this technique to cataclysmic variables (CVs) and black-hole X-ray transients (BHXTs) has shown that emission line radial velocity curves are systematically delayed (i.e. $K_x < 0$) and also their γ -velocities differ from the systemic velocity (probably due to mass outflows) casting doubts on any dynamical interpretation (Marsh 1998). To overcome this problem, Marsh (1988) proposed the *light-center* technique which basically extrapolates the (K_x, K_y) points towards the vertical axis in velocity space (i.e. to absolute phase 0) before values get corrupted by noise at large gaussian separation.

Table 3. Double-Gaussian analysis of the H α emission line

Separation a (km s^{-1})	χ_ν^2	γ (km s^{-1})	ϕ_0	K_x (km s^{-1})	K_y (km s^{-1})	$K = \sqrt{K_x^2 + K_y^2}$ (km s^{-1})
400	3.0	-106 \pm 19	0.532 \pm 0.010	-90 \pm 33	-442 \pm 49	451 \pm 25
600	1.0	-105 \pm 26	0.548 \pm 0.013	-122 \pm 42	-393 \pm 67	412 \pm 33
800	2.8	-144 \pm 17	0.508 \pm 0.017	-14 \pm 30	-269 \pm 41	269 \pm 22
1000	1.4	-123 \pm 18	0.487 \pm 0.022	15 \pm 27	-178 \pm 44	179 \pm 24
1200	0.6	-120 \pm 13	0.500 \pm 0.017	0 \pm 17	-155 \pm 33	155 \pm 20
1400	0.3	-109 \pm 17	0.523 \pm 0.022	-20 \pm 23	-139 \pm 49	140 \pm 29
1600	0.2	-145 \pm 20	0.592 \pm 0.034	-76 \pm 40	-117 \pm 59	140 \pm 27
1800	0.5	-124 \pm 25	0.674 \pm 0.036	-132 \pm 43	-68 \pm 69	149 \pm 31
2000	4.1	-184 \pm 26	0.582 \pm 0.022	-113 \pm 46	-199 \pm 75	229 \pm 38

We have followed this approach and applied the "double-gaussian" technique to our 16 phase-binned spectra of J2123-058 using bandpass separations from 400 to 2000 km s^{-1} and $\sigma = 200 \text{ km s}^{-1}$ of Gaussians to match our instrumental resolution. The results of the fits are listed in table 3 and overplotted on the Doppler map (see next Sect.) in Fig. 3. As we move away from the line core, the radial velocity amplitude $K (= \sqrt{K_x^2 + K_y^2})$ decreases from 450 to $\sim 140 \text{ km s}^{-1}$ and the phase lag, relative to the expected motion of the compact star, quickly vanishes (i.e. $\phi_0 \rightarrow 0.5$). Further into the wings the points are again dragged towards large (negative) velocities as if they were contaminated by a high velocity component. This behaviour is different from other BHXRTs (e.g. Marsh, Robinson & Wood 1994) where contamination by the hot-spot distorts the emission line velocities all the way into the extreme wings. At this point we tentatively adopt $K_1 = 140 \pm 29 \text{ km s}^{-1}$ as the lowest K -amplitude that is consistent with the correct phasing of the compact object ($\phi_0 = 0.5$). This is fulfilled for a Gaussian separation $a \simeq 1400 \text{ km s}^{-1}$, which also yields a γ -velocity in good agreement with the companion star (see Sect 3). This radial velocity curve for H α is shown in the middle panel of Fig. 1.

6 DOPPLER IMAGE OF THE H α EMISSION

The mean spectrum of J2123-058 in the laboratory rest frame is dominated by broad (FWHM=1300 km s^{-1}), strong (EW=20 Å), double-peaked H α emission. The EW traces a $\simeq 20\%$ amplitude sinusoidal modulation with maxima at phase 0 i.e. inferior conjunction of the neutron star (see lower panel of Fig. 1).

We have combined our phase-binned H α profiles to reconstruct the brightness distribution of the accretion disc and other emission sources in the system using the Doppler Tomography technique (Marsh & Horne 1988). The continua were normalized and subtracted so as to give a pure emission line profile which was subsequently rebinned onto a constant velocity scale ($52 \text{ km s}^{-1} \text{ pix}^{-1}$) covering 58 pixels centered at H α . The resulting Doppler map is presented in Fig. 4 in velocity coordinates, together with the trailed spectra. The map is dominated by a crescent-shaped structure, pointing at phase $\simeq 0.5$, superposed on the weak ring-like structure of the accretion disc with no sign of emission at the expected

hot-spot location (the theoretical path of the gas stream for $q = 0.49$ is marked in units of R_{L1}).

We do see some emission from the L_1 point. Similar emission has been reported in other quiescent X-ray transients, N. Mus 91 (Casares et al. 1997), N. Oph 77 (Harlaftis et al. 1997), Cen X-4 (Torres et al. 2001) which may be indicative of chromospheric activity in these late-K companions. However, the highly asymmetric brightness distribution of the accretion disc emission in J2123-058 is markedly distinct from other BHXRTs. The predominance of emissivity from the lower quadrants in the Doppler map is more reminiscent of CVs of the SW Sex type, which may suggest that a similar accretion processes (magnetic accretion, disc overflow or propeller) is at work. This similarity was already noted by Hynes et al. (2000) using better quality spectroscopy of J2123-058 during the outburst phase.

7 DISCUSSION

J2123-058 is a key system for the study of the physics of neutron stars and X-ray transients. It is one of only a handful of neutron star transients and is at high inclination. This latter property will eventually lead to an accurate measurement of the masses of both stars. This work presents the first spectroscopic analysis of J2123-058 in quiescence, with a determination of the companion's radial velocity curve. Contrary to other SXTs, the H α emission is antiphased with the companion star. Consequently, we have employed the Double-gaussian technique to estimate K_1 and hence the binary mass ratio $q = K_1/K_2 = M_2/M_1$. In Table 4 we list our determination of the system parameters in J2123-058. From the mass function and q we constrain the compact object mass to be $M_1 \sin^3 i = 1.35 \pm 0.25 M_\odot$. The inclination was determined in Zurita et al. (2000) by fitting the outburst lightcurves with an X-ray heated model. Using $i = 73 \pm 4^\circ$ in our mass function we get $M_1 = 1.55 \pm 0.31 M_\odot$ and $M_2 = 0.76 \pm 0.22 M_\odot$, which can be further constrained to $M_2 = 0.54 - 0.8$ using the strong spectroscopic evidence that the companion cannot possibly be a K3V or earlier.

The compact object mass is consistent with the canonical value of standard neutron stars although our $1 - \sigma$ uncertainty allows as large a mass as $\simeq 1.9 M_\odot$. To set constraints on the equation of state of nuclear matter will require refining $f(M)$ and, in particular, q and i . A 50% improvement in the errorbars of q and i will therefore provide a significant

Table 4. Orbital Parameters

Parameter	Values
Period (days)	0.248236 ± 0.000002
K_2 ($km\ s^{-1}$)	287 ± 12
γ ($km\ s^{-1}$)	-110 ± 8
T_o (HJD)	2451779.652 ± 0.001
q ($=K_x/K_c$)	0.49 ± 0.10
$f(M_x/M_\odot)$	0.61 ± 0.08
i	73 ± 4°
M_1 (M_\odot)	1.55 ± 0.31
M_2 (M_\odot)	0.76 ± 0.22

gain and this can be attempted through detailed modeling of the optical lightcurves both in outburst and quiescence.

The spectrum and mass of the companion star are both consistent with a "normal" K7 main sequence star. With an orbital period of 6 hours, the mass transfer rate from the K7V star is expected to be set by orbital angular momentum losses due to magnetic braking. For a Roche lobe filling main sequence star this leads to $\dot{M}_2 \approx 2 \cdot 10^{-9} M_\odot\ yr^{-1}$ (Eq. 16 in King 1988, see also Fig. 1 of King, Kolb & Burderi 1996). On the other hand, the critical mass accretion rate above which the disk becomes stable against the thermal-viscous instability is $\dot{M}_{crit}^{irr} \approx 3 \cdot 10^{-10} M_\odot\ yr^{-1}$ if irradiation heating is included and $\dot{M}_{crit}^{no\ irr} \approx 3 \cdot 10^{-9} M_\odot\ yr^{-1}$ when it is not (Fig. 10, Dubus et al. 1999). The critical mass accretion rate is independent of the assumed magnitude of the viscosity (Eq. 39 of Hameury et al. 1998). In the most favourable case with negligible irradiation heating (unlikely considering the interpretation of the orbital modulation observed in outburst that required an irradiated disk), the accretion disk is only marginally unstable. The estimated mass transfer rate is close to \dot{M}_{crit} in which case models (Dubus, Hameury & Lasota 2001) predict long outbursts and short quiescent periods, contrary to the behaviour of XTE J2123-058. Magnetic braking thus leads to uncomfortably high estimates for the mass transfer rate. This problem is common to short period ($P_{orb} < 1 - 2$ days) neutron star X-ray binaries and has led King, Kolb & Burderi (1996) to propose that their companions are highly evolved and not main-sequence stars.

This can be ruled out for XTE J2123-058: $\dot{M}_2 < \dot{M}_{crit}^{irr}$ implies $\hat{m}_2 m_1^{-2/7} < 0.27$ with $m_1 = M_1/M_\odot$ (Eq. 9 of King, Kolb & Burderi 1996 with gravitational radiation neglected) and $\hat{m}_2 = M_2/M_2(MS)$ where $M_2(MS)$ is the mass of a main-sequence star with the same mean density as the companion (Kolb, King & Baraffe 2001); with $M_2(MS) = 0.60 M_\odot$ and $m_1 = 1.55$ this gives $M_2 < 0.18 M_\odot$ which disagrees with our spectroscopic mass of $M_2 = 0.54 - 0.98 M_\odot$ and spectral type determination. If $M_2 = 0.18 M_\odot$, the companion might be a stripped giant (see Taam 1983; Webbink, Rappaport & Savonije 1983) consisting of a degenerate He core and an extended H shell-burning envelope, but the implied temperature would then be $T_{eff} \approx 5500$ K rather than the observed $T_{eff} \approx 4250$ K (i.e. K7V). Our spectroscopy clearly shows that the secondary star cannot possibly be a stripped-giant and must be a main sequence K7 or slightly

evolved*.

On the other hand, our estimate of \dot{M}_2 above from magnetic braking implies a *mean* luminosity $L \approx \epsilon \dot{M}_2 c^2 \approx 10^{37}$ ergs $^{-1}$ (with $\epsilon = 0.1$) which is comparable to the observed outburst *peak* X-ray luminosity ($L_x(2 - 12\ keV) \approx 1.9(\pm 0.5) \cdot 10^{37}$ erg s $^{-1}$ for $D=9.6$ kpc, see below). The problem is clearly in how \dot{M}_2 was estimated rather than in the outburst model. If the secular evolution is driven by gravitational radiation losses only, the inferred accretion rate is lower and more consistent with the disc instability model ($\dot{M}_2 \approx 5 \cdot 10^{-10} M_\odot\ yr^{-1}$). Even taking into account angular momentum carried away by mass ejected from the system, this cannot significantly reduce the estimated \dot{M}_2 , unless matter is carried away by a highly relativistic jet close to the NS (King & Kolb 1999) for which there is no evidence.

The physical mechanisms involved in magnetic braking are poorly known and it is a distinct possibility that for some reason they do not work or are less efficient in this system. In fact, even after accounting for evolved companions, magnetic braking has been shown to give recurrence times which are much too short for BH SXTs with $P_{orb} < 0.4$ d (Romani 1998). Other assumptions made in the derivation of \dot{M}_2 could be wrong e.g. the secondary may not fill its Roche lobe or is not corotating, although both are unlikely. Alternatively, the transient character of XTE J2123-058 could be temporary, for instance if the donor star undergoes cycles which reduce \dot{M}_2 (by at least an order of magnitude) from its secular value. Such variations have been invoked to explain the dispersion in mass accretion rates observed in CVs (Warner 1995). Possibilities include star spots (Livio & Pringle 1994) or instabilities in the secular mass transfer induced by the anisotropic irradiation of the secondary (Ritter, Zhang & Kolb 2000).

With $R = 21.8$ in quiescence, the dereddened apparent magnitude of the K7V companion is $R = 21.9 \pm 0.3$ (assuming a 30% $\pm 10\%$ veiling). The absolute magnitude of a K7V star is $M_R \approx 7$, hence $D_{kpc} = 9.6 \pm 1.3$, in good agreement with previous estimates (Tomsick et al. 1999, Homan et al. 1999). With a distance of 9.6 ± 1.3 kpc and $b = -36.2^\circ$, XTE J2123-058 lies > 5 kpc above the galactic plane and

* Furthermore, stripped giants are not possible for periods less than ~ 1 d because mass transfer starts before the core mass exceeds the Schonberg-Chandrasekhar mass and collapses (King 1988)

it has been proposed that it may be a halo object escaped from a globular cluster (Homan et al. 1999). We can test this hypothesis using the new information provided by our systemic radial velocity $\gamma_2 = -110 \pm 8 \text{ km s}^{-1}$. In the absence of peculiar motions, the observed line-of-sight velocity v_o will be driven by the differential galactic rotation and the Sun's motion relative to the local standard of rest i.e.

$$v_o = v_{\text{rot}} \frac{R_{\odot} \cos \lambda}{u} - v_{\odot} \cos \lambda$$

where $u^2 = R_{\odot}^2 + D^2 \cos^2 b - 2DR_{\odot} \cos b \cos l$, $\cos \lambda = \cos b \sin l$, $R_{\odot} = 8.8 \text{ kpc}$, $v_{\odot} = 220 \text{ km s}^{-1}$ and v_{rot} is the galactic rotation velocity at the position of J2123-058 (Frenk & White 1980; Morrison et al. 1990). Using $v_o = -110 \text{ km s}^{-1}$, $b = -36.2^\circ$, $l = 46.5^\circ$ and $D = 9.6 \text{ kpc}$ we find $v_{\text{rot}} = 24 \text{ km s}^{-1}$ which is consistent with the low rotation velocities of globular clusters with galactocentric distances in the range 2-33 kpc (Frenk & White 1980) and halo stars (Freeman 1988). We note, however, that only one velocity component is known and the true rotational velocity might be substantially different. In an attempt to find evidence of proper motion in J2123-058 we have also performed astrometry on our best quality images taken during outburst (5 July 98) and quiescence (19 Aug 99) but found no significant motion with upper limits $\mu_{\alpha} < 90 \text{ mas yr}^{-1}$ and $\mu_{\delta} < 370 \text{ mas yr}^{-1}$. Therefore, the formation scenario of J2123-058 cannot be tested on pure kinematical grounds.

The transition from galactic disc to halo is known to occur sharply at $[\text{Fe}/\text{H}] = -1.0$ (e.g. Ratnatunga & Freeman 1989) and hence the companion star of J2123-058 would be metal poor ($[\text{Fe}/\text{H}] < -1.0$) if formed in the halo. Unfortunately, a difference of one dex in metallicity would produce only tiny changes in line strength at the low T_{eff} of the secondary. These changes are completely undetectable in our moderate S/N average spectrum. The evidence that J2123-058 is not a halo object was raised by Hynes et al. (2001) based on the relative strength of the Bowen blend and HeII $\lambda 4686$ emission lines during outburst. This supports the idea that J2123-058 was indeed formed in the galactic plane and received a large supernova kick ($150\text{-}400 \text{ km s}^{-1}$, Homan et al. 1999) to reach its present location. We note that Kalogera, Kolb & King (1998) conclude that "large kick velocities will favour the formation of short-period systems with unevolved donors".

Our H α Doppler imaging of the accretion disk poses several interpretative difficulties. The map shows significant emission at the L_1 point but not from the hot spot. Enhanced emission would be expected from this hemisphere of the companion during outburst when it faces irradiation from the accreting neutron star. Typical X-ray luminosities of neutron star SXTs in quiescence are $L_x \simeq 10^{33} \text{ erg s}^{-1}$ and this luminosity would be sufficient to power the observed H α emission (more details will be presented in Shahbaz et al. 2001). Alternatively, the emission could be due to chromospheric activity on the secondary (Bildsten & Rutledge 2000), e.g. star spots close to the L_1 point (which would help reduce the mass transfer rate) could explain enhanced H α emission.

Part of the H α emission observed in Fig.3 is located at velocities which are too low to be associated with a Keplerian disk and in anti-phase with the secondary, a similar situation to that observed during outburst by Hynes et al. (2000). Their higher quality Doppler map was very reminiscent of those seen in a group of nova-like CVs, the SW Sex stars. Hynes et al. (2000) argued that the mechanism was probably the same and likely to be a propeller. In this scenario, a magnetic field anchored in the disk interacts with the accretion stream from the secondary, ejecting blobs of matter out of the system. The trajectories depend on the mass but all intersect at some location. The collision of the blobs of different sizes in this area produces the asymmetric enhanced emission which is observed (Horne 1999).

The SW Sex stars and SXTs in outbursts have high accretion rates. In contrast, our Doppler map was obtained in quiescence when the accretion rate is very low. If the outbursts are due to the thermal-viscous instability, the thin disk becomes neutral which casts doubts on its ability to anchor a magnetic field for this propeller mechanism to work. On the other hand, the inner regions of the thin disk are most probably replaced by a hot thick and optically thin accretion flow during quiescence. This is required to explain e.g. the X-ray luminosities of quiescent BH SXTs (Lasota, Narayan & Yi 1996 and the review by Narayan, Mahadevan & Quataert 1998) or the recurrence times of SXTs (Dubus, Hameury & Lasota 2001). These ionised flows have very short accretion timescales which makes it unlikely that they could sustain large-scale steady magnetic fields reaching to the accretion stream.

The neutron star magnetosphere itself can become an efficient propeller in quiescence (Menou et al. 1999). Strong winds in the thick accretion flow could also prevent much of the matter from reaching the NS (Blandford & Begelman 1999). Yet, it is hard to see in both cases how this would lead to the observed asymmetric H α emission since the matter comes from an *axisymmetric* flow.

8 ACKNOWLEDGMENTS

We are grateful to D. Martínez-Delgado and G. Israelian for helpful comments. This work is based on observations collected at the European Southern Observatory in Chile. This research has made use of the *SIMBAD* database, operated at CDS, Strasbourg, France. G. Dubus acknowledges support from NASA under grants NAG5-7007 and NAG5-7034. T. Shahbaz acknowledges support by the *Marie Curie* fellowship HP-MF-CT 199900297.

REFERENCES

- Blandford, R. D., Begelman, M. C., 1999, MNRAS, 303, 1
- Bildsten, L., Rutledge, R. E., 2000, ApJ, 541, 908
- Casares, J., 1995, in Evans A. & Wood J.H. ed., Cataclysmic Variables and Related Objects, IAU Coll. 158, in press
- Casares, J., Mouchet, M., Martínez-Pais, I.G., Harlaftis, E.T., 1996, MNRAS, 282, 182

- Casares, J., Martín, E.L., Charles, P.A., Molaro, P., Rebolo, R., 1997, *NewA*, 1, 299
- Dubus, G., Lasota, J.-P., Hameury, J.-M., Charles, P.A., 1999, *MNRAS*, 303, 139
- Dubus, G., Hameury, J.-M., Lasota, J.-P., 2001, *A&A*, 373, 251
- Freeman, K.C., 1988, in "The Outer Galaxy", ed. L. Blitz and F.J. Lockman (Springer)
- Frenk, C.S., White, D.M., 1980, *MNRAS*, 193, 295
- Gneiding, C.D., Steiner, J.E., Cieslinski, D., 1999, *A&A*, 352, 543
- Gray, D.F., 1976, *The Observations and Analysis of Stellar Photospheres*. Wiley-Interscience, New York, p.398
- Hameury, J.-M. et al., 1998, *MNRAS*, 298, 1048
- Harlaftis, E.T., Steeghs, D., Horne, K., Filippenko, A.V., 1997, *AJ*, 114, 1170
- Homan, J., Méndez, M., Wijnands, R., van der Klis, M., van Paradijs, J., 1999, *ApJ*, 513, L119
- Horne, K., 1986, *PASP*, 98, 609
- Horne, K., 1999 in "Annapolis Workshop on Magnetic Cataclysmic Variables", ASP 157, ed. Coel Hellier and Koji Mukai, p. 349
- Hynes, R.I., Charles, P.A., Haswell, C.A., Casares, J., Zurita, C., Serra-Ricart, M., 2001, *MNRAS* 324 180
- Kalogera, V., Kolb, U., King, A. R., 1998, *ApJ*, 504, 967
- King, A.R., 1988, *QJRAS*, 29, 1
- King, A. R., Kolb, U., 1995, *ApJ*, 439, 330
- King, A.R., Kolb, U., Burderi, L., 1996, *ApJ*, 464, L127
- King, A. R., Kolb, U., 1999, *MNRAS*, 305, 654
- Kolb, U., King, A. R., Baraffe, I. 2001, *MNRAS*, 321, 544
- Kuulkers E., C. Woodward, ASP Vol. 137, p.236
- Lasota, J.-P., Narayan, R., Yi, I., 1996, *A&A*, 314, 813
- Livio, M., Pringle, J. E., 1994, *ApJ*, 427, 956
- Marsh, T.R., in "Wild Stars in the Old West: Proc. of the 13th North American Workshop on Cataclysmic Variables and Related Objects", eds. S. Howell, E.
- Marsh, T.R., 1988, *MNRAS*, 231 111
- Marsh, T.R., Horne, K., 1988, *MNRAS*, 235, 269
- Marsh, T.R., Robinson, E.L., Wood, J.H., 1994, *MNRAS*, 266, 137
- Menou, K., Esin, A. A., Narayan, R., Garcia, M. R., Lasota, J.-P., McClintock, J. E., 1999, *ApJ*, 520, 276
- Morrison, H.L., Flynn C., Freeman, K.C., 1990, *AJ*, 100, 4
- Narayan, R., Mahadevan, R., Quataert, E., 1998, in "Theory of Black Hole Accretion Disks", eds. M. A. Abramowicz, G. Bjornsson, and J. E. Pringle, CUP, p.148
- Paczynski, B., 1971, *Ann. Rev. A&A*, 9, 183
- Ratnatunga, K.U., Freeman, K.C., 1989, *ApJ*, 339, 126
- Ritter, H., Zhang, Z.-Y., Kolb, U., 2000, *A&A*, 360, 969
- Romani, R.W., 1998, *A&A*, 333, 583
- Schneider, D.P., Young, P., 1980, *ApJ*, 238, 946
- Shahbaz, T., Casares, J., 2001 **in preparation**
- Shahbaz, T. et al., 2001, *MNRAS*, submitted
- Soria, R., Wu, K., Galloway, D.K., 1999, *MNRAS*, 309, 528
- Taam, R.E., 1983, *ApJ*, 270, 694
- Takeshima, T., Strohmayer, T.E., 1998, *IAUC* 6958
- Thorsett, S.E., Arzoumanian, Z., McKinnon, M.M., Taylor, J.H., 1993, *ApJ*, 405, L29
- Tomsick, J.A., Halpern, J.P., Kemp, J., Kaaret, P., 1999, *ApJ*, 521, 341
- Torres, M.A.P., Casares, J., Martínez-Pais, I.G., Charles, P.A., *MNRAS*, *submitted*
- Tsunemi, H., Kitamoto, S., Roussel-Dupre, D., 1989, *ApJ*, 337, L81
- van den Heuvel, E.P.J., in Lewin W.H.G. & van den Heuvel E.P.J. ed., *Accretion Driven Stellar X-ray Sources*, Cambridge: CUP, p. 303
- van Kerkwijk, M.H., van Paradijs, J., Zuiderwijk, E.J., 1995, *A&A*, 303, 497
- van Paradijs, J., McClintock, J. E., 1995, in *X-ray Binaries*, eds. W.H.G. Lewin, J. van Paradijs & E.P.J. van den Heuvel, (Cambridge: Cambridge University Press), p. 58.
- Wade, R.A., Horne, K., 1988, *ApJ*, 324, 411
- Warner, B., 1995, in "Cataclysmic Variable Stars", CUP, Cambridge, 57
- Webbink, R.F., Rappaport, S., Savonije, G.J., 1983, *ApJ*, 270, 678
- Zurita, C., et al., 2000, *MNRAS*, 316, 137

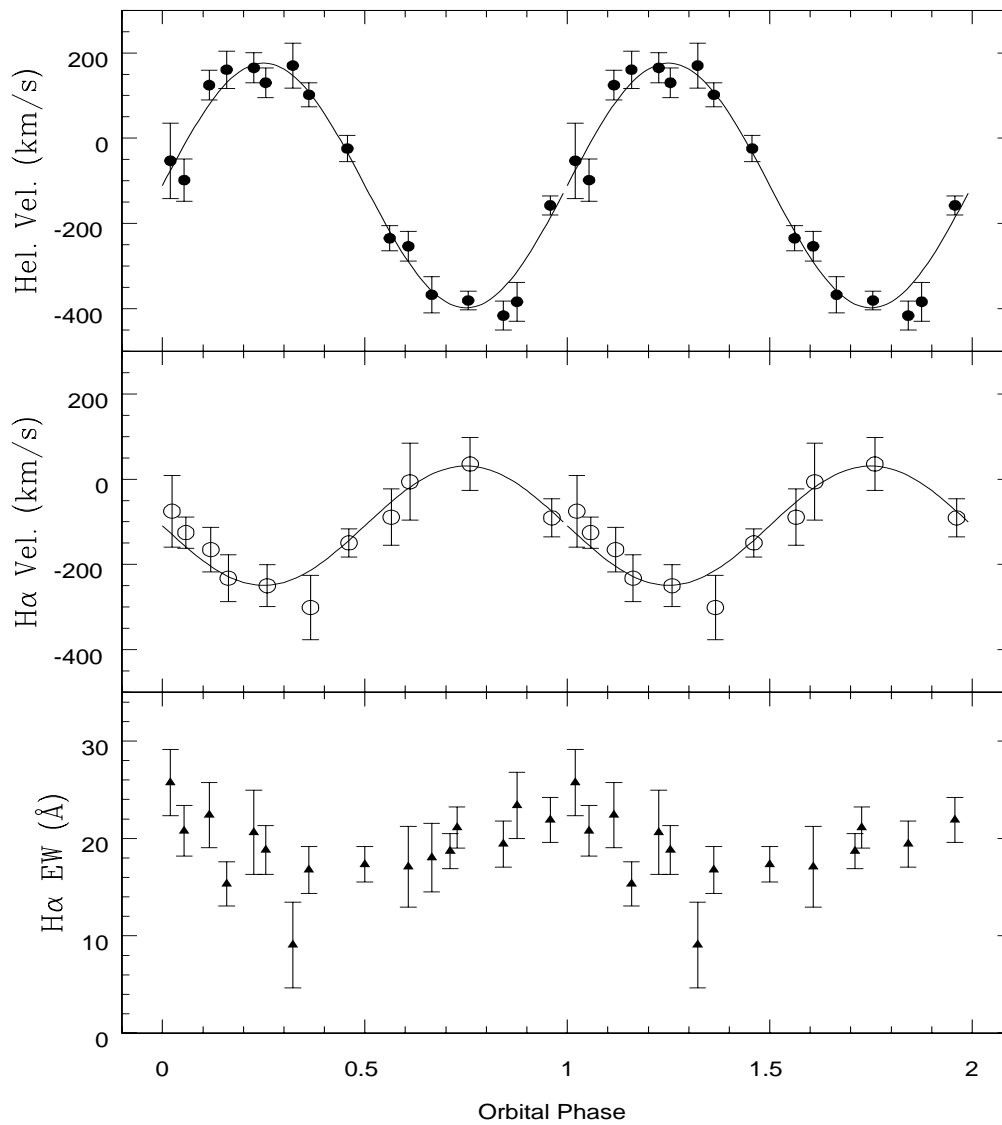


Figure 1. Top panel: radial velocity curve of the secondary star in J2123-058. Radial velocity points have been extracted by cross-correlating 16 phase-binned spectra with the K7 III template star HR 6159. Central panel: Radial velocity curve of the $H\alpha$ emission line. We used a double-gaussian filter passband with a separation of 1400 km s^{-1} . Bottom panel: Orbital modulation of the $H\alpha$ EW.

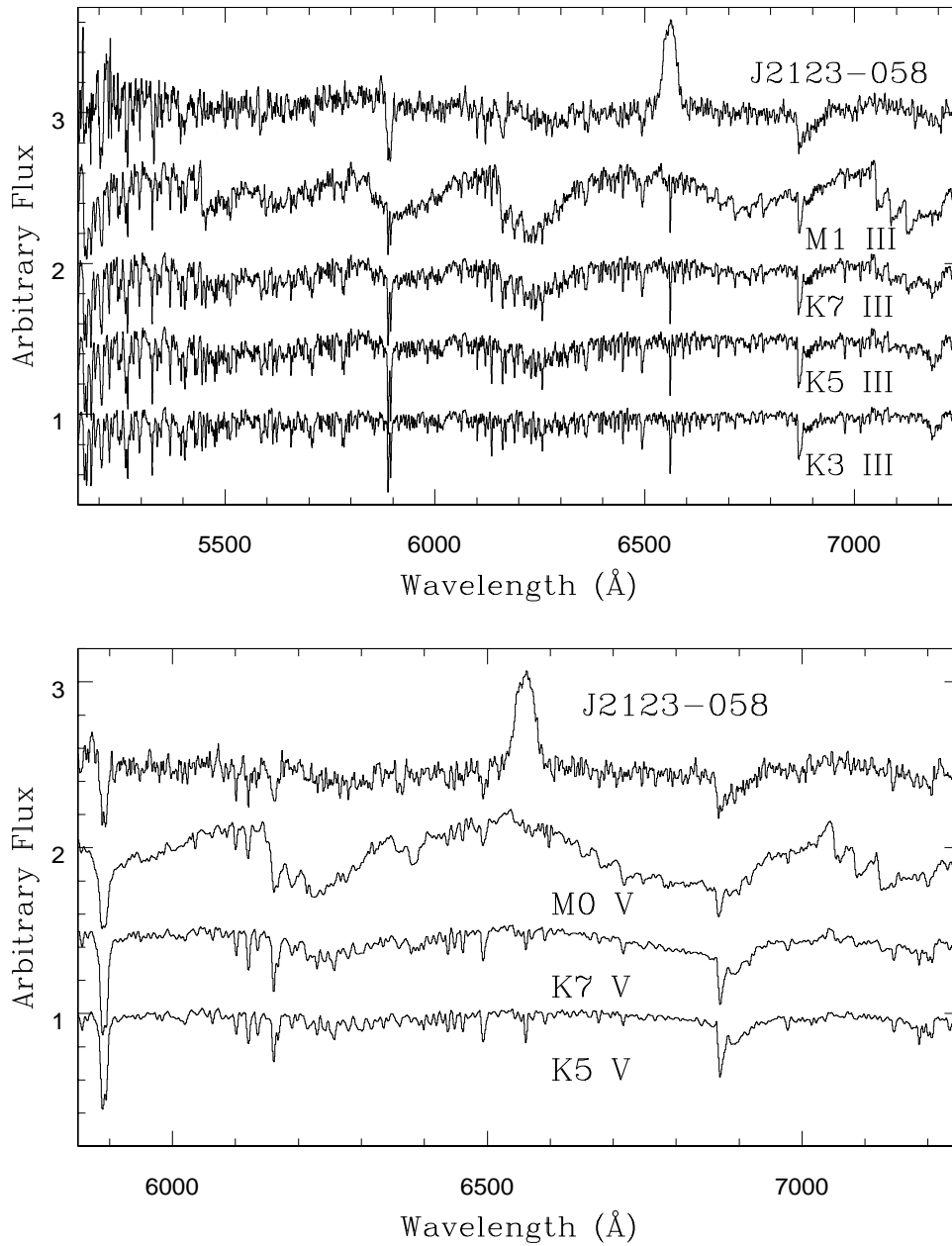


Figure 2. Doppler corrected average of J2123-058 in the rest frame of the secondary star together with some templates of luminosity classes III (upper panel) and V (lower panel). The spectrum of J2123-058 has been smoothed with a gaussian filter of $\sigma=2$ pixels.

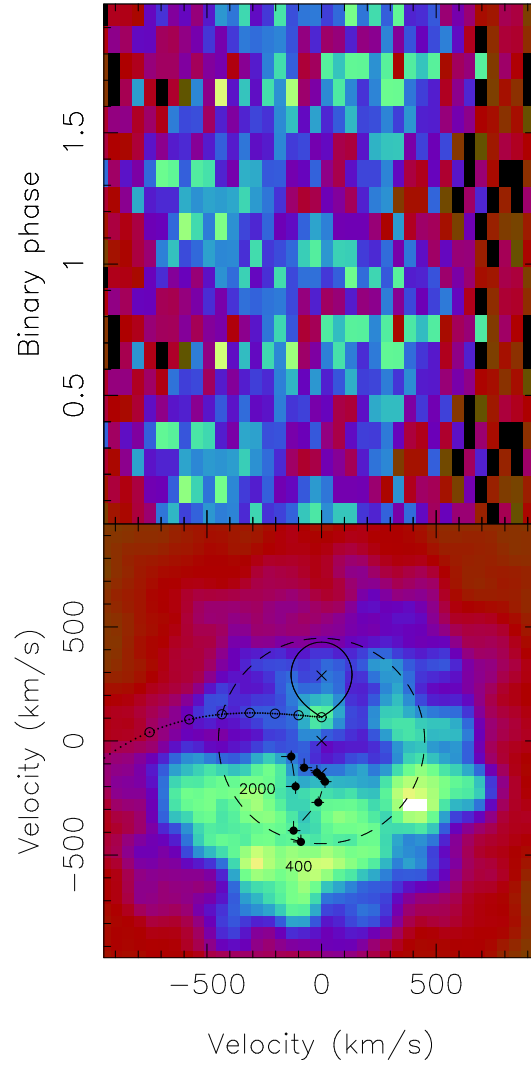


Figure 3. Trailed spectra of the $H\alpha$ profiles and the Doppler image in velocity space. The Roche lobe of the secondary star (for $q = 0.49$) and the gas stream trajectory are indicated. The dashed circle marks the outer disc velocity. We also plot the light centers obtained from the double-gaussian technique for a range of gaussian separations between 400 and 2000 km s^{-1} .