

# The 590 days long term periodicity of the microquasar GRS 1915+105

A. Rau<sup>1,2</sup>, J. Greiner<sup>1,2</sup>, M. L. McCollough<sup>3</sup>

## ABSTRACT

We report on the discovery of a 590 days long term periodicity in the hard X-ray component of the microquasar GRS 1915+105 found from a comprehensive study of more than four years of *RXTE* observations. The periodicity is also observed in the hard X-ray flux observed by BATSE, and in the radio flux as seen with the *Green Bank Interferometer* and the *Ryle Telescope*. We discuss various possible explanations, including the precession of a radiation induced warped accretion disk.

*Subject headings:* Physical data and processes: accretion, accretion disk — X-rays: binaries: — X-rays: individual (GRS 1915+105)

## 1. Introduction

The galactic X-ray binary system GRS 1915+105 is the most prominent microquasar showing dramatic variability in its light curve (Greiner et al. 1996), quasi-periodic oscillations, phase lags and coherence behavior (Morgan et al. 1997, Muno et al. 2001). Microquasars are thought to be down-scaled analogs to quasars harboring a stellar mass black hole which accretes matter from a companion star. They show superluminal ejections (Mirabel & Rodriguez 1994) making the sources potential laboratories for studying accretion and relativistic jets near black holes (Mirabel et al. 1992). GRS 1915+105 is the most energetic object known in our galaxy with a luminosity of  $\sim 5 \cdot 10^{39}$  erg/s in the high state and  $\sim 10^{38}$  erg/s in the low state. The binary system, located at a distance of  $\sim 12$  kpc, contains a  $1 M_{\odot}$  late type giant (Greiner et al. 2001a) in a 33.5 days orbit around a  $14 M_{\odot}$  black hole (Greiner et al. 2001b), making it the most massive stellar black hole known.

Originally discovered by GRANAT (Castro-Tirado et al. 1992) GRS 1915+105 has been extensively monitored by the *RXTE* satellite since 1996, and a number of investigations of these data have been published (e.g. Greiner et al. 1996, Morgan et al. 1997, Belloni et al. 1997 & 2000, Muno et al. 1999 & 2001, Rau & Greiner 2003; hereafter RG03).

In a recent paper (RG03) we presented a comprehensive study of the X-ray spectral behavior of GRS 1915+105 in the  $\chi$ -state (Belloni et al. 2000) for over nearly four years of observation with *RXTE*. Within this study, a remarkable long term periodicity was found which was mentioned briefly by Kuulkers et al. (1997). They found a 19 month long term variability comparing the X-ray outbursts observed with BASTE and *RXTE* data from August 1992, March 1994, October 1995 and May 1997. This is consistent with our presented result.

A number of X-ray binaries, including LMXB as well as HMXB, exhibit long term variability in their X-ray flux with periods remarkably longer than their orbital period. Tananbaum et al. (1972) found a 35 days period in Her X-1 which they explained by the precession of a warped accretion disk in the system. The same process is used to describe the long term variations in SMC X-1 (Wojdowski et al. 1998), LMC X-3 (Cowley et al. 1991)

<sup>1</sup>Astrophysical Institute Potsdam, An der Sternwarte 16, 14482 Potsdam, Germany

<sup>2</sup>Max-Planck-Institute for extraterrestrial Physics, Giessenbachstrasse, 85748 Garching, Germany; arau@mpe.mpg.de, jcg@mpe.mpg.de

<sup>3</sup>National Space Science and Technology Center, 320 Sparkman Drive, Huntsville, AL 35805; mcollml@head-cfa.harvard.edu

and LMC X-4 (Heemskerk & van Paradijs 1989).

In this letter we discuss the detection of a new long term periodicity in GRS 1915+105.

## 2. Data reduction and analysis

The analysis presented here is based on the data reduction described in full detail in RG03. We investigated public RXTE data from GRS 1915+105 from November 1996 to September 2000 obtained from the HEASARC. We analyzed data of the PCU0 detector of the Proportional Counter Array (PCA) from 3–25 keV and data of the High Energy X-ray Timing Experiment (HEXTE) cluster 0 from 20–190 keV for 139  $\chi$ -state observations from 89 different days.  $\chi$ -states correspond to the low/hard state of GRS 1915+105, exhibiting relatively low flux from the accretion disk and showing a hard power law tail. These states are characterized by the lack of obvious variations in light curve and spectrum and are connected by continuous radio emission of varying strength.

For the spectral fitting in XSPEC 11.0 (Arnaud 1996) we used a model consisting of (i) photoelectric absorption (WABS), (ii) a spectrum from an accretion disk consisting of multiple blackbody components (DISKBB) and (iii) a power law spectrum reflected from an ionized relativistic accretion disk (REFSCH; Fabian et al. 1989, Magdziarski & Zdziarski 1995).

The analysis of the X-ray model parameters for all  $\chi$ -state observations of GRS 1915+105 reveals a remarkably periodic behavior of the power law slope,  $\Gamma$ , which dominates the hard X-ray spectrum. It shows a nearly sinusoidal variation (Fig. 1, see also RG03) on a time scale much longer than the orbital period,  $P_{orb}$ . The recently found correlation of the power law slope and the radio flux,  $F_R$ , in the  $\chi$ -states (RG03) suggests that one should also search for a long term periodicity in the radio data of the *Green Bank Interferometer* (GBI; 2.25 and 8.3 GHz) and the *Ryle Telescope* (RT; 15 GHz).

For the determination of a cycle duration an analysis of variance for several model parameters and X-ray and radio fluxes was performed using the Fisher-Snedecor distribution function (Schwarzenberg-Czerny 1989). The results for  $\Gamma$ , the 20–200 keV X-ray *CGRO*/BATSE flux and the 8.3 GHz RT flux are given in the periodogram in

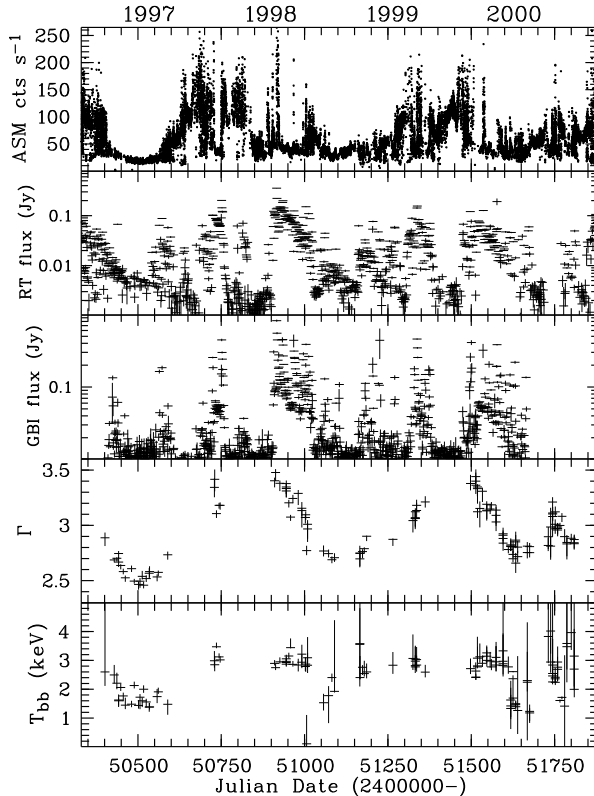


Fig. 1.—  $1.5\text{--}12\text{ keV}$  RXTE All Sky Monitor (ASM) count rate (top panel), 15 GHz RT (2nd from top) and 2.25 GHz GBI flux (3rd) from November 1996 to September 2000. (GBI was shutdown some time before JD  $\sim 2450400$  and following JD  $\sim 2451660$ .) The lower panels show the power law slope,  $\Gamma$ , (4rd) and the accretion disk temperature,  $T_{bb}$ , (5th) for all observed  $\chi$ -states of GRS 1915+105. Error bars are  $1\sigma$  for each parameter of interest.

Fig. 2. It shows a maximum at a period,  $P_{long}$ , of  $590 \pm 40$  (FWHM) days.  $\Gamma$  and  $F_R$  show several identical local maxima around 200, 300 and 400 days which are caused by the three major radio outbursts (see right panel of Fig. 3) during a 590 days period. This local maxima result from the time separation of the outbursts at phase  $\sim 0.6$  and  $\sim 0.85$  (200 days),  $\sim 0.2$  and  $\sim 0.6$  (300 days) and  $\sim 0.2$  and  $\sim 0.85$  (400 days). These local maxima in the analysis of the variance of Gamma arise from a combination of two factors. First the chi-states are usually connected with radio emission and second the chi-states have non-stochastic distribution within the RXTE observations. The later factor results in an uneven coverage of data points within the time period.

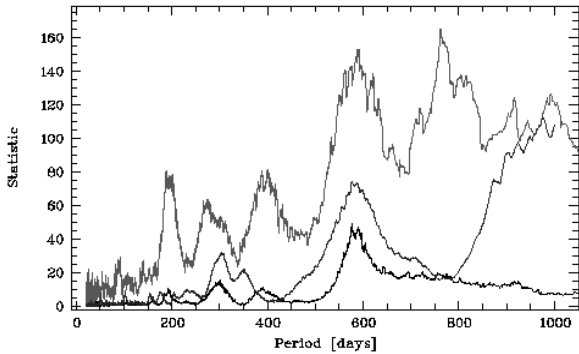


Fig. 2.— Analysis of variance of the 8.3 GHz GBI radio flux (top curve), the 20-200 keV BATSE X-ray flux (middle) and the power law slope (bottom) for JD 2450300-2451800. The y-axis is in units of the test statistic of the Fisher-Snedecor distribution function. The test statistic has larger values for the radio flux due to the higher number of GBI observations compared to BATSE and RXTE. A maximum at  $590 \pm 40$  days is clearly seen in each of the three graphs.

Fig. 3 shows the power law slope and the GBI radio flux at 2.25 GHz displayed in segments of 590 days each. These light curves demonstrate, that 590 days is the preferred period rather than 200, 300 or 400 days. Even though the coverage with GBI data is shorter than with RXTE observations the periodicity is clearly visible in the radio outbursts. Both the broad outburst with exponential cutoff at phase  $\sim 0.2$  and the shorter and steeper outbursts repeat periodically.

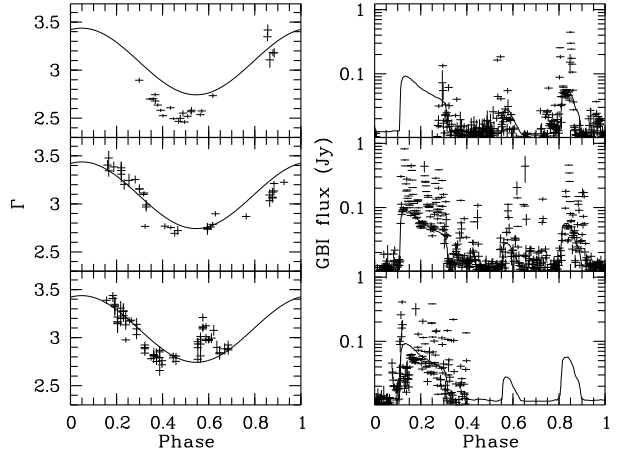


Fig. 3.— Power law slope,  $\Gamma$ , of all analyzed  $\chi$ -state observations (left) and of the 2.25 GHz radio flux from GBI (right) from JD 2450350–2450940, JD 2450940–2451530 and JD 2451530–2452120 (top to bottom panels). Each panel covers a 590 days period and JD=2450225 was chosen as the zero point for plotting reasons only. The solid lines visualize the best fitting sinusoidal function (left) and illustrate the repeating outbursts in the radio flux (right).

The soft X-ray component did not show any periodicity in the  $\chi$ -states. This is true for the ASM count rate and hardness ratio as well as for the fit parameters of the accretion disk, i.e. effective temperature and the inner disk radius.

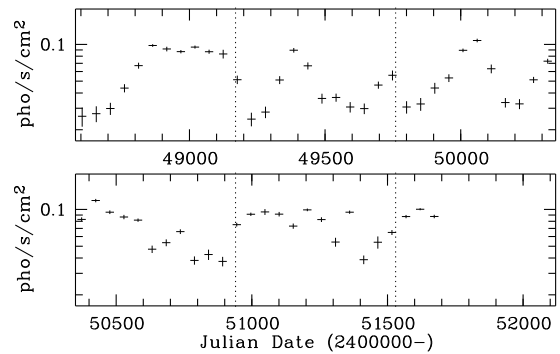


Fig. 4.— BATSE 20-200 keV flux from JD 2448580-2452120 with a time binning of 57 days. The dotted lines divide the light curve into 590 day segments.

The 590 days period in the hard X-rays is also seen in the 20–200 keV BATSE earth occultation fluxes (Tab.1). However, the long term periodicity seems to be variable on larger time scale. Fig. 4 shows the 20-200 keV light curve with a 52 day (orbital precession period of *CGRO*) binning. This binning ensures the removal of any periodicity arising from the precession of the satellite orbit. Although the 590 day period is also visible when analyzing the data from JD 2448300 to JD 2450300 (before *RXTE* observations where performed, Tab. 1) the structures in the light curve show remarkable differences and a somewhat shorter period of  $545 \pm 25$  days is found when analyzing all available BATSE data from JD 2448300 to JD 2451800 together. A first hint for this variation is seen when fitting the power law slope behavior with a simple sinusoidal function with a 590 days period (solid line in left panel of Fig. 3). The minimum in the power law slope of the long duration  $\chi$ -state from JD 2450400–2450600 lies outside the minimum of the sinusoidal function (Fig. 3 top). Also, an additional maximum is seen around phase=0.6, particularly in the bottom panel. The inpersistent behavior is not surprising, and probably reflects the known transient behavior of GRS 1915+105.

Table 1: *Results of the analysis of variance for several model parameters and energy ranges for the analysis over the time span of JD 2450300–2451800 with exceptions explicitly stated otherwise. (n.d. = periodicity not detected)*

data	days
$T_{bb}$	n.d.
$\Gamma$	$590 \pm 40$
$R$	$590 \pm 40$
2.25 GHz GBI flux	$600 \pm 40$
8.3 GHz GBI flux	$590 \pm 40$
15 GHz RT flux	$600 \pm 40$
GBI spectral index	$590 \pm 40$
1.5–12 keV ASM cts/s	n.d.
20–200 keV BATSE flux	$600 \pm 40$
20–200 keV BATSE flux (JD 2448300–2450300)	$590 \pm 40$
20–200 keV BATSE flux (JD 2448300–2451800)	$545 \pm 25$

### 3. Interpretation

The observation of the 590 days periodicity in GRS 1915+105 suggests a precessing warped accretion disk, analogous to what is seen in other X-ray binaries. However, in all previous sources it was the soft X-ray flux which showed the long-term modulation. In contrast, in the case of GRS 1915+105, it is the spectral slope of the power law and the radio flux. The radio flux is connected with the hard X-ray component and probably originates near the inner part of the disk. It is unlikely that the periodic behavior of  $F_R$  and  $\Gamma$  can be explained by a geometric effect of obscuration of the inner disk by the outer accretion disk.

It has long been known (Katz 1973), that a precession of a warped disk can be caused by tidal forces of the donor star. Assuming the accretion disk consists of small concentric rings which are tilted away from the orbital plane. Because of their fast rotation the rings behave gyroscopically. Without interaction of the various individual ring elements a retrograde precession around an axis perpendicular to the orbital plane will be excited by the tidal torque. The precession rate depends on the radius of the ring element which will lead to a tilted disk. In a fluid disk, an internal torque between the ring elements acts against the tilting. The resulting torque can enforce a precession of the disk. But the internal torque arises only if the disk is inclined with respect to the orbital plain and is connected with a dissipation of energy and a backward aligned movement of the disk into the orbital plane.

For tidally forced precession, a correlation of  $P_{long}/P_{orb}$  and  $q$  is theoretically expected but not found (Wijers & Pringle 1999). Neither the existence of a long term period nor the ratio  $P_{long}/P_{orb}$  are correlated with the mass ratios of the components of the binary systems, ruling out tidal forces as the generally dominant mechanism for the long term periodicities in these systems. Thus, another mechanism is required which provides continuous warping of the accretion disk. Radiation driven warping is one possible mechanism (Petterson 1977, Pringle 1996, Maloney et al. 1996, Ogilvie & Dubus 2001). The outer, tilted part of the accretion disk is irradiated by the central source. If the radiation is absorbed and re-emitted parallel to the local disk gradient a torque

due to gas pressure affects the disk. Therefore, a small warp grows exponentially if the luminosity is sufficient to depress the dissipative processes forcing the disk back into the orbital plane (Petterson 1977).

In principle, for every system a combination of viscosity and accretion efficiency can be found which makes the system stable, unstable or highly unstable against radiation driven warping. A deeper knowledge of the internal physics of accretion disk is therefore required to determine the cause of the warping. Recently, Ogilvie & Dubus (2001) found that radiation driven warping in LMXB becomes relevant when the orbital period is above  $\sim 1$  day, which makes it possibly important for GRS 1915+105.

Whether or not a warped accretion disk is the relevant cause of the long term periodicity in GRS 1915+105 remains uncertain, because the 590 days period is visible in the non-thermal part of the X-ray spectrum and in the radio flux, but not in the disk parameters. However, it is worth mentioning two issues: (i) a possibly existing long term variability in the soft X-ray flux and the disk parameters can easily be masked by the high short term variability in timing and spectral behavior of GRS 1915+105. (ii) The observed periodicity can originate due to variability of the mass accretion rate or the viscosity of the inner part of the disk. One can assume that the Roche lobe overflow of the donor star deposits its mass at different disk radii, depending on the mass transfer rate, thus differing mass density. The radial flow in the inner part of the accretion disk is therefore not constant, leading to a periodic variation of the amount of soft seed photons being Comptonized in the corona. Therefore, the electron temperature in the corona varies on the same time scale due to Compton cooling, as the power law slope. The amount of matter to be ejected in a jet changes with similar periodicity which explains the overall periodicity in the radio flux.

In the same way, periodic instabilities in the secondary affect the amount of accreted matter and may therefore cause or at least influence the observed periodicity. Wind-driven limit cycles (Shields et al. 1986) as discussed for LMC X-3 (Wilms et al. 2001) can also exist in GRS 1915+105. In order to drive a wind from the outer parts of the accretion disk the sound speed

for the inverse Compton temperature,  $kT_{IC}$ , has to exceed the escape velocity in the outer disk. With an orbital separation of  $a \sim 7.5 \cdot 10^{12}$  cm the outer disk radii is likely of the order of  $\sim 5 \cdot 10^{12}$  cm. Thus, GRS 1915+105 fulfills the criterion given in Equ.(3) of Wilms et al. (2001) for  $kT_{IC} > 1$  keV and may therefore be driving a substantial Compton-heated wind.

A warped accretion disk would temporarily shadow the irradiated donor star. A search for the 590 days periodicity in the IR flux of the donor would also help in the understanding of the origin and mechanism of the long term behavior of GRS 1915+105.

#### 4. Conclusion

We present the discovery of a 590 days long term periodicity in the power law slope of the hard X-ray spectrum, the hard X-ray flux and the radio flux (at several frequencies) of the microquasar GRS 1915+105. No such periodicity is seen in the soft X-ray component. We discussed the observed behavior in the context of a warped accretion disk and of wind-driven limit cycles. We have found, that a periodic mass density variation in the disk, produced by the warp and/or by periodic instabilities in the donor, can describe the observations, by producing a varying amount of soft seed photons for the Comptonization process and for the relativistic mass ejecta, very well. A wind-driven limit cycles is also a possible origin of the 590 days periodicity.

The authors thank E. H. Morgan (MIT) and G. G. Pooley (MRAO) for providing the ASM and *RT* data and W. A. Heindl (*RXTE*) and K. A. Arnaud (*XSPEC*) for their comments. We thank R. Schwarz (AIP) for the kind help with the analysis of variance. *The Ryle Telescope* is supported by PPARC. The *Green Bank Interferometer* is a facility of the National Science Foundation operated by the NRAO in support of NASA High Energy Astrophysics programs.

#### REFERENCES

- Arnaud K. A., 1996, in *Astronomical Data Analysis Software and Systems*, eds. Jacoby G. H., Barnes J., ASP Conf. Series 101, 17

- Belloni T., Mendez M., King A. R., van der Klis M., van Paradijs J., 1997, *ApJ* 488, L109
- Belloni T., Klein-Wolt M., Mendez M., van der Klis M., van Paradijs J., 2000, *A&A* 355, 271
- Castro-Tirado A.J., Brandt S., Lund N., 1992, *IAU Circ.*, 5590
- Cowley A. P., Schmidtke P. C., Ebisawa K., Makino F., Remillard R. A., Crampton D., Hutchings J. R., Kitamoto S., Treves A., 1991, *ApJ* 381, 526
- Fabian A. C., Rees M. J., Stella L., White N. E., 1989, *MN* 238, 729
- Greiner J., Morgan E. H., Remillard R. A., 1996, *ApJ* 473, L107
- Greiner J., Cuby J. G., McCaughrean M. J., Castro-Tirado A. J., Mennickent R. E., 2001a, *A&A* 373, 37
- Greiner J., Cuby J. G., McCaughrean M. J., 2001b, *Nature* 414, 522
- Heemskerk M. H. M., van Paradijs J., 1989, *A&A* 223, 154
- Katz J. I., 1973, *Nature Phys. Sci.*, 246, 87
- Kuulkers E., Parmar A. N., Kitamoto S., Cominsky L. R., Sood R. K., 1997, *MN* 291, 81
- Magdziarz P., Zdziarski A. A., 1995, *MN* 273, 837
- Maloney P. R., Begelman M. C., Pringle J. E., 1996, *ApJ* 472, 582
- Mirabel I. F., Rodriguez L. F., Cordier B., Paul J., Lebrun F., 1992, *Nature* 358, 215
- Mirabel I. F., Rodriguez L. F., 1994, *Nature* 371, 46
- Morgan E. H., Remillard R. A., Greiner J., 1997, *ApJ* 482, 993
- Morrison R., McCammon D., 1983, *ApJ* 270, 119
- Muno M. P., Morgan E. H., Remillard R. A., 1999, *ApJ* 527, 321
- Muno M. P., Remillard R. A., Morgan E. H., Waltman E. B., Dhawan V., Hjellming R. M., Pooley G., 2001, *ApJ* 556, 515
- Ogilvie G. I., Dubus G., 2001, *MN* 320, 485
- Petterson J.A., 1977, *ApJ* 216, 827
- Pringle J. E., 1996, *MN* 281, 357
- Rau A., Greiner J., 2003, *A&A* 397, 711
- Schwarzenberg-Czerny A., 1989, *MN* 241, 153
- Shields G. A., McKee C. F., Begelman M. C., 1986, 90
- Tananbaum H., Gursky H., Kellogg E., Levinson R., Schreier E., Giacconi R., 1972, *ApJ* 174, L143
- Wijers R. A. M. J., Pringle J. E., 1999, *MN* 308, 207
- Wojdowski P. S., Clark G. W., Levin A. M., Woo J. W., Zhang S. N., 1998, *ApJ* 502, 253
- Wilms J., Nowak M. A., Pottschmidt K., Heindl W. A., Dove J. B., Begelman M. C., 2001, *MN* 320, 327

---

This 2-column preprint was prepared with the AAS L<sup>A</sup>T<sub>E</sub>X macros v5.0.