

DECI HERTZ LASER INTERFEROMETER CAN DETERMINE THE POSITION OF THE COALESCING BINARY NEUTRON STARS WITHIN AN ARC MINUTE A WEEK BEFORE THE FINAL MERGING EVENT TO BLACK HOLE

RYUICHI TAKAHASHI AND TAKASHI NAKAMURA
 Department of Physics, Kyoto University, Kyoto 606-8502, Japan
Draft version September 3, 2018

ABSTRACT

It may be possible to construct a laser interferometer gravitational wave antenna in space with $h_{rms} \sim 10^{-23}$ at $f \sim 0.1\text{Hz}$ in ~ 2020 . This deci hertz antenna may be called DECIGO/BBO, which stand for DECi hertz Interferometer Gravitational wave Observatory and Big Bang Observer, respectively. The analysis of 1-10 years observational data of the coalescing binary neutron stars or black holes at the distance of $\sim 300\text{Mpc}$ will give us the spatial position within \sim an arc minute and the time of the coalescence within ~ 0.1 sec beforehand. With the knowledge of the accurate position and the time of final merging event, the follow up simultaneous observation using high frequency ($f \sim 100\text{Hz}$) gravitational wave antennae as well as electro-magnetic wave antennae from the radio frequency to the ultra high energy gamma ray will reveal the physics in the enigmatic event of the coalescence and the formation of the black hole.

Subject headings: binaries:general – gravitation – gravitational waves

1. INTRODUCTION

There are at least four frequency bands where active or planned gravitational wave antennae exist. The resonant bars as well as ground laser interferometers such as TAMA300, LIGO I, VIRGO, and GEO600 are covering the frequency band of 10Hz–kHz while the timing analysis of pulsars is covering $\sim 10^{-8}\text{Hz}$ band. Laser Interferometer Space Antenna¹ (LISA) will cover $10^{-4} - 10^{-2}\text{Hz}$ from ~ 2010 . Very recently the space antenna in the deci Hertz band ($10^{-2} - 10\text{Hz}$) comes into the group. According to Seto, Kawamura and Nakamura (2001) it might be possible to construct a laser interferometer gravitational wave antenna in space with $h_{rms} \sim 10^{-27}$ at $f \sim 0.1\text{Hz}$ in this century. Using this antenna they show that 1) $\sim 10^5$ chirp signals of coalescing binary neutron stars per year may be detected with $S/N \sim 10^4$. 2) The time variation of the Hubble parameter of our universe may be determined for ten years observation of binary neutron stars at $z \sim 1$ so that we can directly measure the acceleration of the universe. 3) the stochastic gravitational wave which is predicted by the inflationary universe paradigm, may be detected.

Seto *et al.* (2001) call the deci Hertz antenna DECIGO (DECi hertz Interferometer Gravitational wave Observatory) while recently in the NASA SEU 2003 Roadmap “Beyond Einstein” the deci Hertz antenna is called as BBO (Big Bang Observer)² to stress the detection of the stochastic gravitational waves from inflation. Since DECIGO and BBO are similar antennae, in this Letter we call the deci hertz antenna as DECIGO/BBO. In DECIGO, $h_{rms} \sim 10^{-27}$ around 0.1 Hz is the ultimate goal in the far future, assuming the quantum limit sensitivity for a 100 kg mass.

Let us consider more realistic parameters which might be achieved in ~ 2020 such as 300W laser power, 3.5m mirrors, $5 \times 10^4\text{km}$ arm length and 0.01 LISA accelera-

tion noise, which will give $h_{rms} \sim 10^{-23}$ around 0.1 Hz (e.g. Larson, Hiscock & Hellings 2000). In this sensitivity, S/N of the chirp signal from the coalescing binary neutron stars at $z \sim 1$ will be ~ 1 while that of $10M_{\odot}$ black hole binary will be ~ 10 so that we may directly measure the acceleration of the universe similar to the ultimate DECIGO. After subtracting the signals from neutron star binaries and black hole binaries³ we may detect the stochastic gravitational waves from inflation if $\Omega_{GW} \gtrsim 10^{-15}$ which is the upper bound from CMB quadrupole anisotropies measured by COBE (Gorski *et al.* 1996).

One of the main targets of the ground laser interferometer gravitational wave antennae is the chirp signal from the coalescing binary neutron stars or black holes at the distance of 200 – 400Mpc with the expected event rate of ~ 1 per year (e.g. Phinney 1991). Since the event rate is ~ 1 per year, the same binary is in the band of DECIGO/BBO, 1 ~ 10 years before the ground laser interferometers and bar detectors detect the gravitational waves from the final merging event. This means that in practice we may observe the evolution of the coalescing binary from 10^{-2}Hz band to $\sim\text{kHz}$ band. The duration in the band of the ground laser interferometer is three minutes or so while the duration in DECIGO/BBO band is 1-10 years so that we may extract the information of the binary from the DECIGO/BBO band observation first. The point here is that we may know the accurate position and the distance to the binary beforehand so that we can prepare various detectors for the observation of the final merging phase, that is, we can point electro-magnetic antennae from radio to ultra high energy gamma rays and cosmic rays to the direction of the coalescing binary at the expected final merging time. We may also tune the gravitational wave antennae to various sensitivity bands to detect the characteristics of the merging event such as the frequency at the inner most

¹ LISA web page <http://lisa.jpl.nasa.gov/index.html>

² See <http://universe.gsfc.nasa.gov/be/roadmap.html>

³ There may be other sources that we do not know about at this point.

stable circular orbit and the quasi-normal mode of the final black hole.

In this Letter using the practical DECIGO/BBO in ~ 2020 we show how accurately we can determine the spatial position and the distance to the coalescing binary neutron stars or black holes. Since the angular resolution of LISA was calculated in (Cutler 1998; Hughes 2002; Seto 2002; Vecchio 2003), we apply these methods to the case of DECIGO/BBO. We adopt the Hubble parameter $h \equiv H_0/100\text{km/s/Mpc}=0.7$ and the units of $c = G = 1$.

2. GRAVITATIONAL WAVEFORM AND PARAMETER ESTIMATION

2.1. Sensitivity of DECIGO/BBO

DECIGO/BBO would consist of three spacecrafts separated by 5×10^4 km which is $1/100$ times smaller than the size of LISA (see Bender *et al.* 2000). They would be spaced in an equilateral triangle and be orbiting around the Sun. The change of the detector's orientation and the position enables us to obtain the source position in the following two ways; (i) DECIGO/BBO's orientation rotates with a period of one-year, which imposes the modulation on the measured signal. (ii) DECIGO/BBO's orbital motion around the Sun imposes the periodic Doppler shift on the signal frequency (see also Cutler 1998 in the case of LISA). For the monochromatic signal of the frequency f , (i) the rotational modulation changes the frequency f to $f \pm 2/T$, where $T = 1$ yr ($2/T \sim 10^{-7}$ Hz), (ii) the Doppler modulation changes f to $f(1 \pm v)$, where $v \sim 10^{-4}$. Then for the frequency higher than $\sim 10^{-3}$ Hz like in DECIGO/BBO, the effect of the Doppler modulation is more important for the determination of the source position than the rotational modulation so that we only consider the former effect in the measured signal. The observed waveform h in the frequency domain $\tilde{h}_D(f)$ is given by,

$$\tilde{h}_D(f) = \tilde{h}(f) e^{i\phi_D(f)} \quad (1)$$

where $\tilde{h}(f)$ is the waveform at the solar system barycenter. $\phi_D(f)$ is the Doppler phase, which is the difference of the phase between the detector and the Sun; $\phi_D = 2\pi f R \sin\theta_S \cos(2\pi t/T - \phi_S)$, where $R = 1$ AU, $T = 1$ yr and (θ_S, ϕ_S) is the direction to the source. These angular coordinates are defined in a fixed barycenter frame of the solar system (see Cutler 1998).

The strain sensitivity of DECIGO/BBO is about 1000 times better than that of LISA (i.e. 10^{-23} Hz $^{-1/2}$ at $f = 0.1 - 1$ Hz), and the acceleration noise is 100 times lower than that of LISA (i.e. 3×10^{-17} m/s 2 /Hz $^{1/2}$). Adopting these parameters, we show the sensitivity of DECIGO/BBO as compared with LISA and LIGO II in Fig.1 (Larson *et al.* 2000). Note that we are using a smooth curve and neglecting the wavy behavior of the transfer function for simplicity.

2.2. Gravitational Waveform

We consider the equal mass neutron star and black hole binaries as sources of DECIGO/BBO. We only consider a circular orbit since the expected eccentricity is $\sim 10^{-3}$ for the neutron star binary. We use the restricted 1.5 post-Newtonian approximation as the in-spiral waveform (Cutler & Flanagan 1994) for simplicity. The waveform

in the frequency domain is given by,

$$\tilde{h}(f) = \mathcal{A} f^{-7/6} e^{i\Psi(f)}, \quad (2)$$

where \mathcal{A} is the amplitude and $\Psi(f)$ is the phase. They depend on six parameters; the red-shifted chirp mass $\mathcal{M}_z = (M_1 M_2)^{3/5} (M_1 + M_2)^{-1/5} (1 + z_S)$, the reduced mass $\mu_z = M_1 M_2 (1 + z_S) / (M_1 + M_2)$, the spin-orbit coupling constant β , the coalescence time t_c and the phase ϕ_c and the luminosity distance to the source D_S . The amplitude is given by $\mathcal{A} = K \sqrt{5/96} \mathcal{M}_z^{5/6} / (\pi^{2/3} D_S)$, where K is the constant determined by the inclination of the source, the relative orientation of the source and the detector. Since the average value of K is about unity (Finn & Chernoff 1993), we assume $K = 1$ for the following calculation. The phase $\Psi(f)$ in Eq.(2) is a rather complicated function of \mathcal{M}_z , μ_z , β , ϕ_c and t_c which is given in Eq.(3.24) of Cutler & Flanagan (1994).

2.3. Parameter Estimation

The signal observed by DECIGO/BBO, $\tilde{h}_D(f)$, can be obtained inserting Eq.(2) to Eq.(1). The signal $\tilde{h}_D(f)$ is characterized by eight parameters (\mathcal{M}_z , μ_z , β , ϕ_c , t_c , D_S , θ_S , ϕ_S). In the matched filter analysis with the template, these parameters can be determined. We compute the errors in the estimation of these parameters using the Fisher matrix formalism (Finn 1992; Cutler & Flanagan 1994). The variance-covariance matrix of the parameter estimation error $\Delta\gamma_i$ is given by the inverse of the Fisher information matrix Γ_{ij} as $\langle \Delta\gamma_i \Delta\gamma_j \rangle = (\Gamma^{-1})_{ij}$. The Fisher matrix becomes

$$\Gamma_{ij} = 4\text{Re} \int \frac{df}{Sn(f)} \frac{\partial \tilde{h}_D^*(f)}{\partial \gamma_i} \frac{\partial \tilde{h}_D(f)}{\partial \gamma_j}, \quad (3)$$

where $Sn(f)$ is the noise spectrum. We regard $Sn(f)$ as the instrumental noise in Fig.1, neglecting the binary confusion noise since there are no or little confusion noise for $f \gtrsim 0.1$ Hz (Seto *et al.* 2001). The signal to noise ratio (S/N) is given by

$$(S/N)^2 = 4 \int \frac{df}{Sn(f)} \left| \tilde{h}_D(f) \right|^2. \quad (4)$$

We integrate the gravitational waveform in Eq.(3) and Eq.(4) from 1 or 10 yr before the final merging to the cut-off frequency f_{cut} when the binary separation becomes $r = 6(M_1 + M_2)$.

The initial frequency is given by $f_{init} = 0.23(\mathcal{M}_z/M_\odot)^{-5/8} (T_{obs}/1\text{yr})^{-3/8}$ Hz where $T_{obs} = 1$ or 10 yr, and the cut-off frequency is $f_{cut} = 4.4 \times 10^3 [(M_{1z} + M_{2z})/M_\odot]^{-1}$ Hz. The result does not depend on the value of f_{cut} so much, since $Sn(f)$ is large at f_{cut} .

3. RESULTS

We consider the neutron star binaries ($1.4M_\odot + 1.4M_\odot$) and the stellar mass BH binaries ($10M_\odot + 10M_\odot$) at $D_S = 200h^{-1}$ Mpc and the intermediate mass BH binaries of mass ($10^2M_\odot + 10^2M_\odot$) as well as ($10^3M_\odot + 10^3M_\odot$) at $D_S = 3000h^{-1}$ Mpc (Hubble distance) as the sources. Note here that we adopt $h = 0.7$. For each mass case we randomly distribute 10^4 binaries on the celestial sphere at D_S , and we show the probability distribution of the angular resolution for these sources.

In Fig.2, we show the relative probability distribution of the angular resolution for the various binary masses $M_{1,2z} = 1.4M_{\odot}, 10^{1-3}M_{\odot}$ in the case of 1 yr observation. The solid lines and the dashed lines show $\Delta\theta_S$ and $\Delta\phi_S$, respectively. We also show the signal to noise ratio S/N and the estimation error in the coalescence time Δt_c assuming the template is accurate enough. S/N is independent of θ_S and ϕ_S since the phase factor $e^{i\phi_D(f)}$ becomes unity in Eq.(4) while Δt_c is found to depend on θ_S and ϕ_S very weakly. In general, the errors ($\Delta\theta_S, \Delta\phi_S, \Delta t_c$) simply scale as $(S/N)^{-1}$. As shown in Fig.2, the angular resolutions are typically $\sim 0.1 - 10$ arc minutes for the neutron star binaries and the black hole binaries. This is about $10 - 1000$ times better than that of LISA (~ 1 deg). The Doppler modulation ($\phi_D \propto f$ in Eq.(1)) effect is larger than the rotational modulation for the high frequency band like DECIGO/BBO. It is shown (Cutler & Vecchio 1998; Moore & Hellings 2002; Takahashi & Seto 2002), that the angular resolution scales as $\propto f^{-1}(S/N)^{-1}$ for the monochromatic sources. Thus the angular resolution of DECIGO/BBO should be about 100 times better than that of LISA if the S/N is equal. This explains the accuracy of $\sim 0.1 - 10$ arc minute.

We comment the results for 10 yr observation. In this case, the angular resolution is 2–4 times better than the case for 1 yr observation in Fig.2.

In Table.1, we show the S/N and the estimation errors of the chirp mass \mathcal{M}_z , the reduced mass μ_z , the coalescence time t_c and the distance to the source D_S . The results are presented for the various binary masses ($1.4, 10^{1-3}M_{\odot}$) for 1yr (the upper line) and 10 yr (the lower line) observation. The errors simply scale as $(S/N)^{-1}$ for the change of the distance to the source. For the accuracy of the chirp mass $\Delta\mathcal{M}_z \sim 10^{-7}$ and the reduced mass $\Delta\mu_z \sim 10^{-4}$, each mass of the binary is determined within $\sim 10^{-4}$. The distance to the binary is determined by $\simeq (S/N)^{-1}$.

4. DISCUSSIONS

The distance to gamma ray bursts (GRBs) was not determined before 1997. The minimum possible distance was ~ 100 AU and the maximum one was the Hubble distance (Fishman and Meegan 1995) so that many theoretical models were equally possible. The main reason why the distance to GRBs was not determined is that the accuracy of the spatial position of GRBs using the gamma ray observation was at most $\sim \text{deg}$ so that many possible host galaxies exist in an error box of GRBs. To

⁴ The situation for GRBs is a little different from that for coalescing compact binaries. For compact binaries, we can determine the distance without identification of a host galaxy. But there are

find the host galaxy of GRB was akin to searching a needle in a haystack. In 1997 Italian-Dutch satellite Beppo-Sax succeeded in obtaining the high resolution (~ 2 arc minutes) X-ray images of GRBs which led to the determination of redshifts and host galaxies of GRBs (Costa et al 1997). This clearly demonstrates that the accuracy of an arc minute or so is indispensable to study the objects in full details.

In this Letter we showed that spatial position of coalescing binary neutron stars or black holes of mass $\sim 10M_{\odot}$ at the distance of ~ 300 Mpc can be determined within an arc minute from one year observation. This accuracy is comparable or better than that of Beppo-SAX so that we may expect the rapid progress of research like in GRBs after 1997. ⁴ In Beppo-SAX case the accurate position of GRBs was obtained a few hours after the GRB event. In our case the observation period is 1–10 year before the final merging to black hole so that we would distribute the alert of the event beforehand.

Let us consider the observation from 1 yr before the merging up to a day before the merging. In Fig.4, we show the angular resolution $\Delta\phi_S$ for the neutron star binary ($1.4 + 1.4M_{\odot}$) at $200h^{-1}$ Mpc at each time. We integrate the waveform in Eq.(3) from 1 yr before the final merging to three months (the dotted line), a month (the short dashed line), a week (the long dashed line) and a day (the dot-dashed line) before the merging. The solid line shows for the case of full one year observation up to the cut-off frequency. We see that the accuracy is ~ 10 arc minutes at three months before the final merging while ~ 0.4 arc minute at a day before so that the accuracy of the position depends on the time before the final merging.

In conclusion DECIGO/BBO in ~ 2020 can determine the angular position of the neutron star binary and the black hole binary at ~ 300 Mpc within an arc minute before the final merging to the black hole. In a sense DECIGO/BBO will truly open gravitational wave astronomy since the positional accuracy is comparable to X-ray telescope on Beppo-SAX.

We would like to thank T. Tanaka and N. Seto for useful comments and discussions. This work was supported in part by Grant-in-Aid for Scientific Research of the Japanese Ministry of Education, Culture, Sports, Science and Technology, No.14047212 and No.14204024.

$\sim 10^4$ galaxies in one square degree, and it would be difficult to identify the host galaxy even if the distance is determined.

REFERENCES

- Bender, P.L. *et al.*, 2000, LISA: A Cornerstone Mission for the Observation of Gravitational Waves, System and Technology Study Report ESA-SCI(2000) 11
- Costa, E. et al Nature, 1997, 387, 783
- Cutler, C., 1998, Phys. Rev. D, 57, 7089
- Cutler, C. & Flanagan, E.F., 1994, Phys. Rev. D, 49, 2658
- Cutler, C. & Vecchio, A., 1998, in Folkner, W.M., editor, *Laser Interferometer Space Antenna, Second International LISA Symposium on the Detection and Observation of Gravitational Waves in Space*, AIP Conference Proceedings, Vol.456, p95
- Finn, L.S., 1992, Phys. Rev. D, 46, 5236
- Finn, L.S. & Chernoff, D.F., 1993, Phys. Rev. D, 47, 2198
- Fishman, G.J. & Meegan, C.A., 1995, Ann. Rev. A& Ap, 33, 415
- Gorski, K., *et al.*, 1996, Astrophys. J. 464, L11
- Hughes, S. A., 2002, MNRAS, 331, 805
- Larson, S.L., Hiscock, W.A. and Hellings, R.W., 2000, Phys. Rev. D, 62, 062001
- Moore, T.A. & Hellings, R.W., 2002, Phys. Rev. D, 65, 062001
- Phinney, E.S., 1991, Astrophys. J. 380, L17
- Seto, N., Kawamura, S. & Nakamura, T., 2001, Phys. Rev. Lett., 87, 221103
- Seto, N., 2002, Phys. Rev. D, 66, 122001
- Takahashi, R. & Seto, N., 2002, Astrophys. J. 575, 1030
- Vecchio, A., 2003, astro-ph/0304051

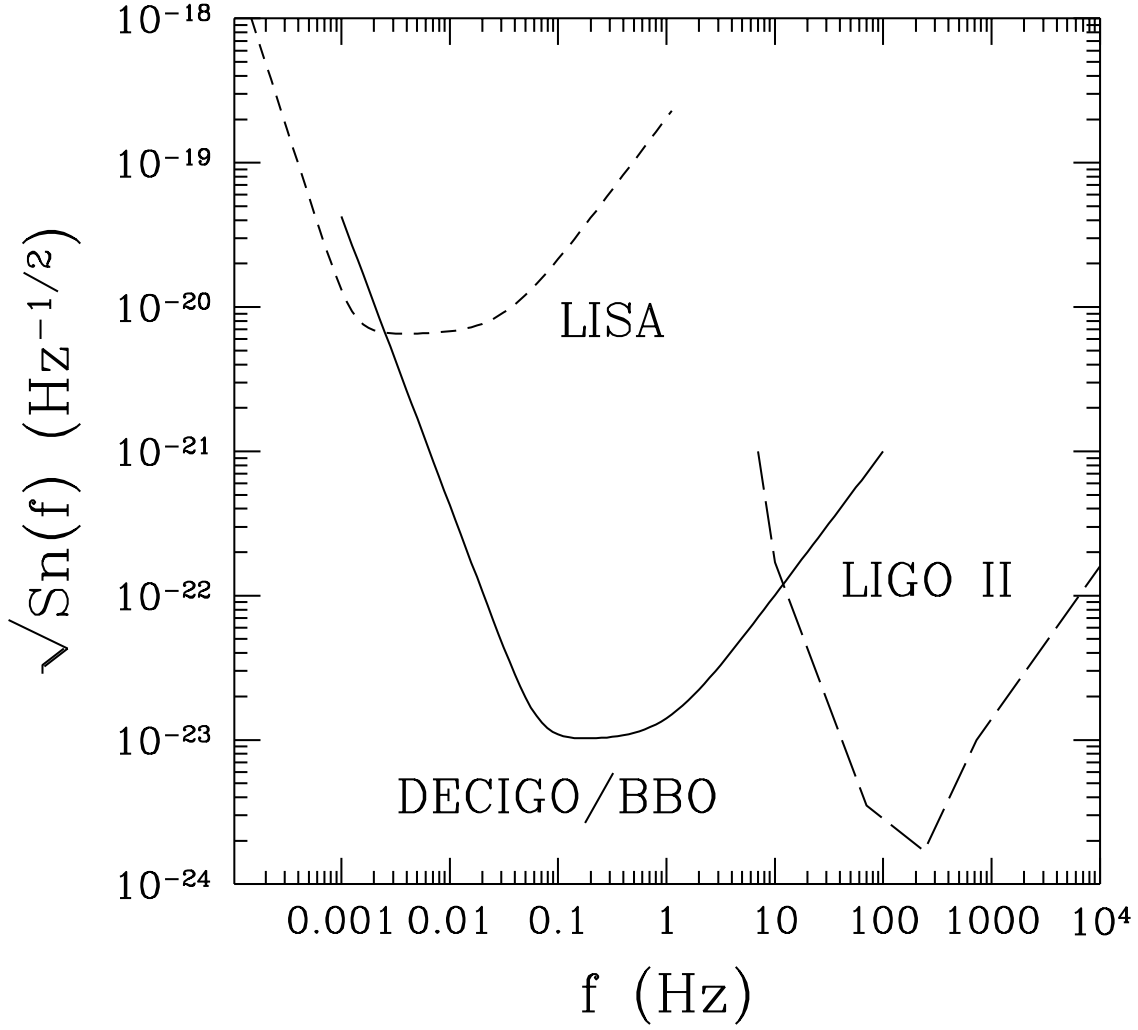


FIG. 1.— The strain sensitivity of DECIGO/BBO. We are using a smooth curve and neglecting the wavy behavior of the transfer function for simplicity.

Binary Masses (M_{\odot})	S/N	$\Delta\mathcal{M}_z / \mathcal{M}_z$	$\Delta\mu_z / \mu_z$	Δt_c (sec)	$\Delta D_S / D_S$
1.4 + 1.4	62	2.0×10^{-7}	7.4×10^{-4}	6.6×10^{-2}	1.6×10^{-2}
	114	8.3×10^{-9}	7.1×10^{-5}	2.1×10^{-2}	8.8×10^{-3}
10 + 10	702	3.4×10^{-8}	8.4×10^{-5}	1.3×10^{-2}	1.4×10^{-3}
	812	3.5×10^{-9}	1.5×10^{-5}	4.9×10^{-3}	1.2×10^{-3}
$10^2 + 10^2$	374	2.7×10^{-7}	2.8×10^{-4}	0.18	2.7×10^{-3}
	375	5.9×10^{-8}	9.3×10^{-5}	0.15	2.7×10^{-3}
$10^3 + 10^3$	2557	3.3×10^{-7}	1.4×10^{-4}	0.71	3.9×10^{-4}
	2557	1.2×10^{-7}	7.5×10^{-5}	0.47	3.9×10^{-4}

TABLE 1

S/N AND THE ESTIMATION ERRORS OF THE CHIRP MASS \mathcal{M}_z , THE REDUCED MASS μ_z , THE COALESCENCE TIME t_c AND THE DISTANCE TO THE SOURCE D_S . THE RESULTS ARE PRESENTED FOR THE VARIOUS BINARY MASSES ($1.4, 10^{1-3} M_{\odot}$) FOR 1YR (THE UPPER LINE) AND 10 YR (THE LOWER LINE) OBSERVATION.

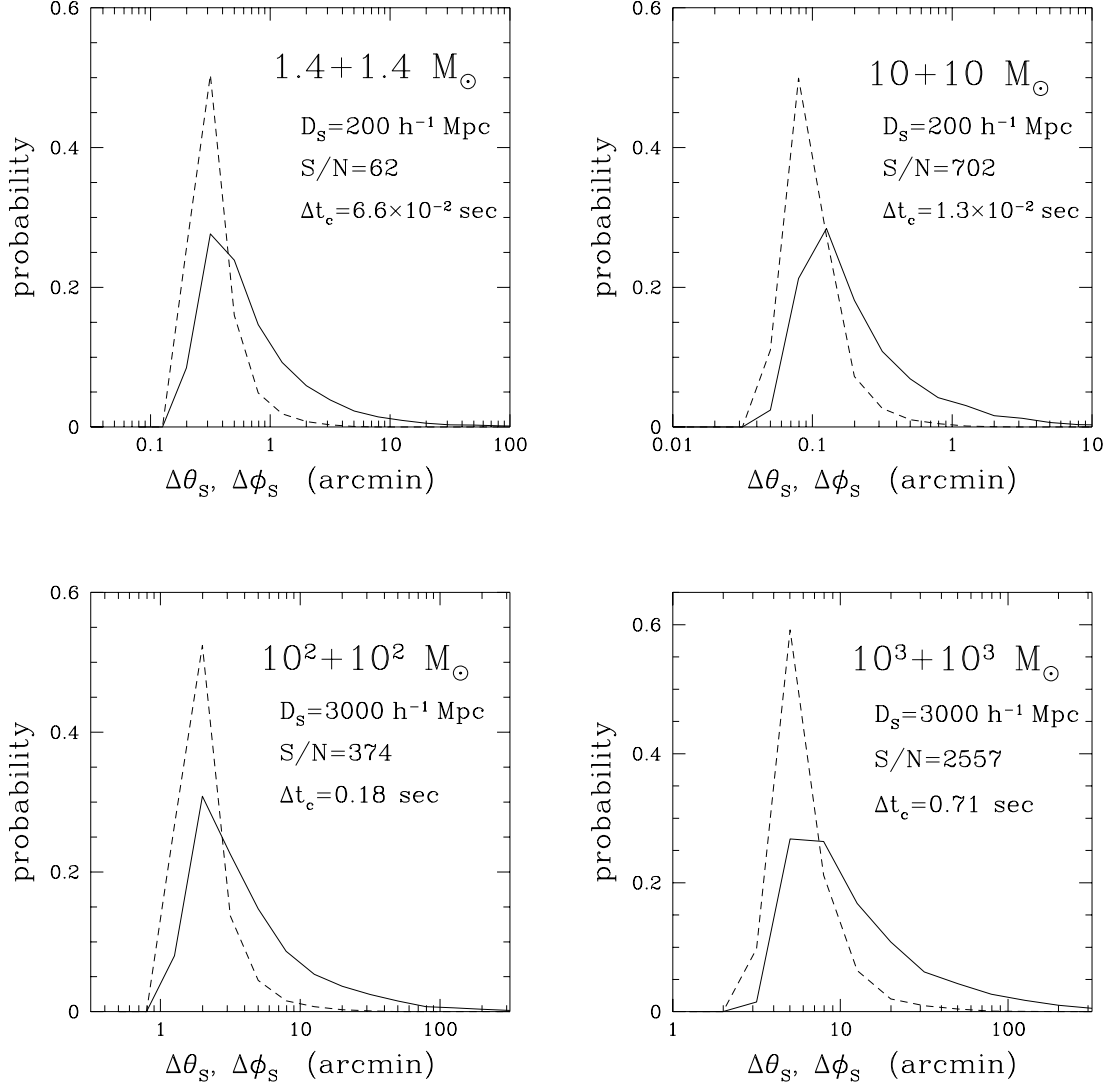


FIG. 2.— The relative probability distribution of the angular resolution of DECIGO/BBO in the case of 1 yr observation. For each mass case we randomly distribute 10^4 binaries on the celestial sphere at D_S (the Hubble parameter $h = 0.7$), and we show the probability distribution of the angular resolution for these sources. The solid lines and the dashed lines show $\Delta\theta_S$ and $\Delta\phi_S$, respectively. The signal to noise ratio S/N and the estimation error in the coalescence time Δt_c are also shown. S/N is independent of θ_S and ϕ_S since the phase factor $e^{i\phi_D(f)}$ becomes unity in Eq.(4) while Δt_c is found to depend on θ_S and ϕ_S very weakly.

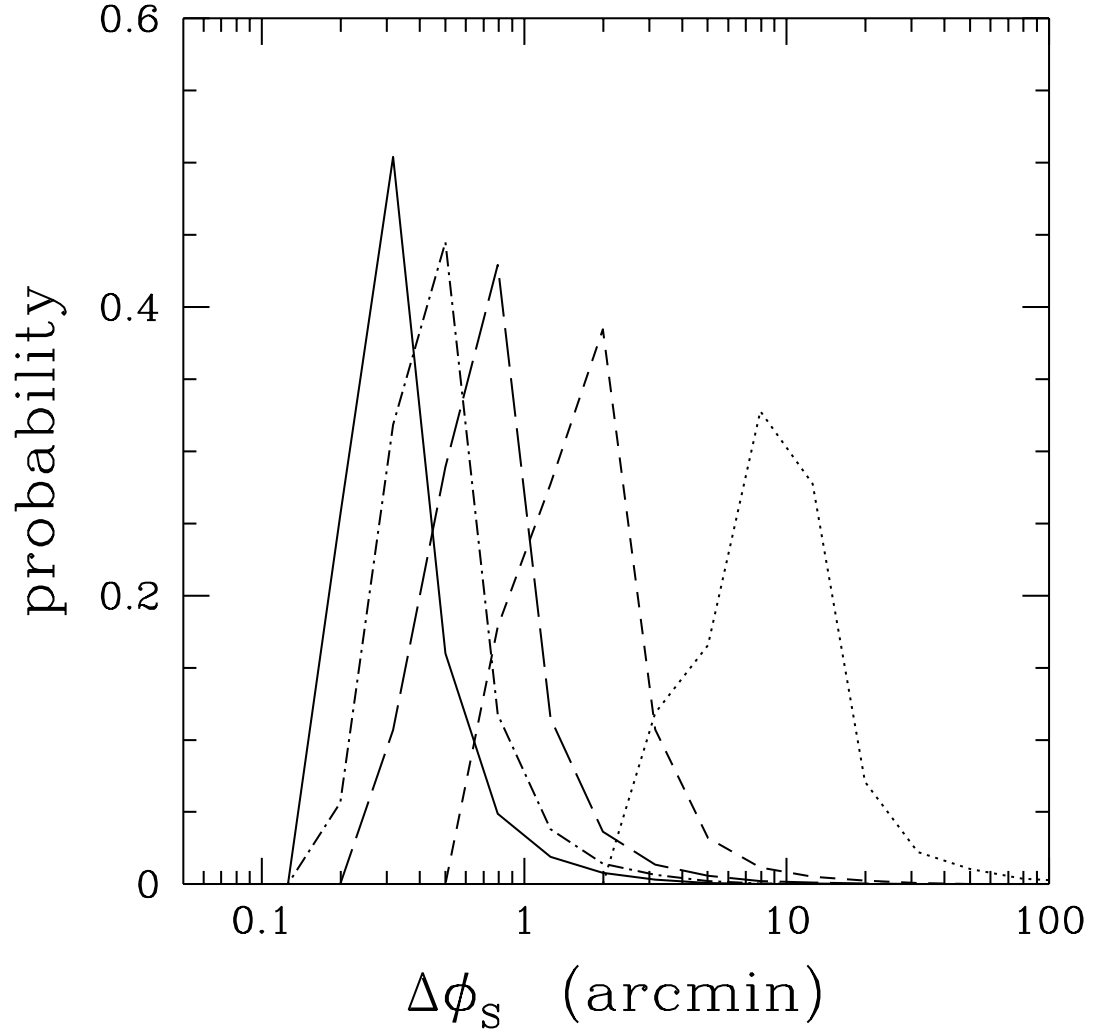


FIG. 3.— The angular resolution $\Delta\phi_S$ for the neutron star binary ($1.4 + 1.4M_\odot$) at $200h^{-1}$ Mpc ($h = 0.7$). The observational period is from 1 yr before the final merging to three months (the dotted line), a month (the short dashed line), a week (the long dashed line) and a day (the dot-dashed line) before the merging. The solid line shows for the case of full one year observation up to the cut-off frequency.