

SDSS J161033.64–010223.3: A second Cataclysmic Variable with a Non-radially Pulsating Primary

Patrick A. Woudt[★] and Brian Warner[†]

Department of Astronomy, University of Cape Town, Private Bag, Rondebosch 7700, South Africa

18 June 2003

ABSTRACT

We find from high speed photometry of the Sloan Digital Survey cataclysmic variable candidate SDSS J161033.64–010223.3 that it has a double humped modulation, which is probably orbital, with a period of 80.52 minutes, and shows strong ZZ Cet type pulsations. The largest amplitude oscillations have periods near 607, 345, 304 and 221 s. The amplitudes of some of the oscillations are seen to vary on time scales of hours, indicating modes with unresolved multiplets in which the splittings are $\sim 1 \text{ d}^{-1}$. This is only the second dwarf nova found to have non-radial pulsations of its white dwarf primary.

Key words: techniques: photometric – binaries: close – stars: individual: SDSS J161033.64–010223.3, cataclysmic variables

1 INTRODUCTION

The white dwarf accretors in cataclysmic variable (CV) stars have outer layers that differ from those of isolated white dwarfs. Not only is there an accumulation of hydrogen-rich material, leading ultimately to a nova explosion, the accretion process itself results in heating, mixing and compression which change the thermal structure and composition profile (Townley & Bildsten 2003). Observations that contribute towards probing these structures are not easy to interpret – the chemical compositions of the outer layers of the primaries of CVs are complicated by the rapid settling rate of the heavier elements (Sion 1999), the chemical abundances in nova ejecta are the end product of a mixture of dredge-up from the core and nuclear reactions during the explosion, embedded in shock-driven hydrodynamic processes. It would be of greater value to probe the outer layers by more direct means, as is possible through the application of asteroseismology to single white dwarfs (e.g., Clemens 1993).

A start in this direction was made by the discovery of the first CV to show non-radial pulsations (i.e. a CV whose primary is a ZZ Cet star) – namely the dwarf nova GW Lib (Warner & van Zyl 1998). GW Lib is a low mass transfer (\dot{M}) system that has only had one observed outburst (in 1983) of very large amplitude. Its oscillation spectrum is complicated and has yet to be fully unravelled (van Zyl et al. 2000), and as such it remains to make a quantitative contribution to the determination of outer structure of an accreting white

dwarf. Its predominant oscillation modes have periods that lie near 236, 376 and 650 s, with amplitudes in the range 5 – 15 mmag, and evidence for other modes, including sum and difference frequencies, and some possible periods around 1000 s and 5000 s. As with large amplitude ZZ Cet stars, the oscillation spectra are not stationary, individual modes (which may in many cases be unresolved multiplets) varying greatly in amplitude on time scales of days, months and years.

Nevertheless, the discovery of further examples of this class of CV will surely be welcomed, and that is what we present here – a second CV in which large amplitude non-radial oscillations of the primary can be studied by the brightness modulations that they cause. In Section 2 we describe what was previously known about the star, in Section 3 we present our photometric observations and their Fourier transforms and in Section 4 we add some general comments.

2 THE STAR SDSS J161033.64–010223.3

The Sloan Digital Sky Survey has released an initial tranche of newly discovered CVs, found as candidates from their colours and then selected on the basis of spectroscopic appearance (Szkody et al. 2002). Among the multitude of spectra one in particular caught our attention. The nineteenth magnitude SDSS J161033.64–010223.3 (which we will abbreviate to SDSS1610) shows a blue continuum with broad hydrogen absorption lines containing narrow emission cores, and He I 5876 Å weakly in emission. It is typical of a dwarf nova in quiescence. The depth of the H β absorption, when compared with that for isolated white dwarfs (Wesemael et

[★] E-mail: pwoudt@circinus.ast.uct.ac.za

[†] E-mail: warner@physci.uct.ac.za

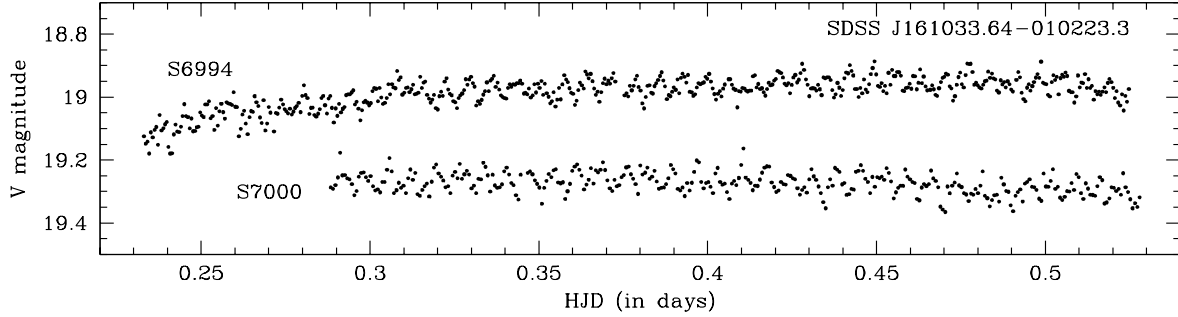


Figure 1. The light curves of SDSS1610 on 2003 June 7 and 9. Run S7000 has been displaced downwards by 0.3 mag for display purposes only.

Table 1. Observing log.

Run No.	Date of obs. (start of night)	HJD of first obs. (+2452000.0)	Length (h)	t_{in} (s)	Tel.	V (mag)
S6998	2003 Jun 03	794.29592	1.92	60	74-in	18.9
S6991	2003 Jun 06	797.26242	6.32	60	74-in	18.9
S6994	2003 Jun 07	798.23303	7.00	45	74-in	19.0
S6998	2003 Jun 08	799.47233	1.08	60	74-in	18.9
S7000	2003 Jun 09	800.28837	5.75	60	74-in	19.0

Note: t_{in} is the integration time.

al. 1993), shows that there can be little overlying emission continuum from an accretion disc. The system is therefore in a very low state of mass transfer, a requirement if the heating effect of accretion is not to move the white dwarf out of the ZZ Cet instability strip (which for isolated DA white dwarfs is $\sim 11000 - 12000$ K (Bergeron et al. 1995)).

3 PHOTOMETRIC OBSERVATIONS

We have carried out high speed photometric observations of SDSS1610 with the 74-inch Radcliffe reflector at the Sutherland site of the South African Astronomical Observatory, using the University of Cape Town CCD Photometer (O’Donoghue 1995) with no photometric filter (i.e., in ‘white light’). Our observing log is given in Table 1.

Variations of brightness on time scales ~ 100 s of seconds were evident even on the first night of observation, which was of poor photometric quality. In Fig. 1 we show the light curves obtained on later nights, of better quality. The slow variation is caused by differential extinction relative to the (redder) comparison star. The presence of continuous oscillations with a range ~ 0.10 mag is obvious. Fourier transforms (FTs) of the three long runs (S6991, S6994 and S7000) with first and second order trends removed, are shown separately in Fig. 2. The dominant regions of oscillation power, in order of decreasing amplitude, are at ~ 607 s, 2488 s (or its alias at 2419 s), 304 s (the first harmonic of 607 s), 220 s and 345 s, with amplitudes in the range 5 – 25 mmag. The frequencies are listed in Table 2. The fact that these periods bear no simple relationship to each other (as could be the case if the star was an intermediate polar in a low state) and their time scales show that SDSS1610 is a second example of a CV with a non-radially oscillating primary. The absence of much overlying emission from the accretion disc implies

that the observed amplitudes are not greatly reduced from those originating in the primary.

There are low frequency peaks in the FTs of individual nights in the vicinity of $200 \mu\text{Hz}$ and its first and second harmonics. In the FT of the three long runs combined (Fig. 3) there is a choice of aliases, the best-fitting being $207.0 (\pm 0.4)$, $413.7 (\pm 0.2)$ and $625.1 (\pm 0.6) \mu\text{Hz}$. This is equivalent to a period of 80.52 min and its harmonics. The alternate choice is equivalent to 85.08 min. We suggest that these features are produced by orbital modulation. As has been pointed out by Thorstensen et al. (2002), the dwarf novae with orbital periods in the vicinity of 80 mins are a particularly interesting group, of which GW Lib ($P_{orb} = 76.78$ min from spectroscopic observations) is a member. The orbital signal is strongest in run S6994. We have prewhitened the light curve at the principal oscillation frequencies and produced a light curve folded on the 80.52 period, which is shown in Fig. 4. It is a double humped light curve, very similar to that of WZ Sge (Patterson 1980) and WX Cet (Rogoziński & Schwarzenberg-Czerny 2001), both of which are very low \dot{M} dwarf novae where it is proposed that the reason for two humps per orbit is because the bright spot on the disc is visible from behind through the low optical thickness disc (Robinson, Nather & Patterson 1978a).

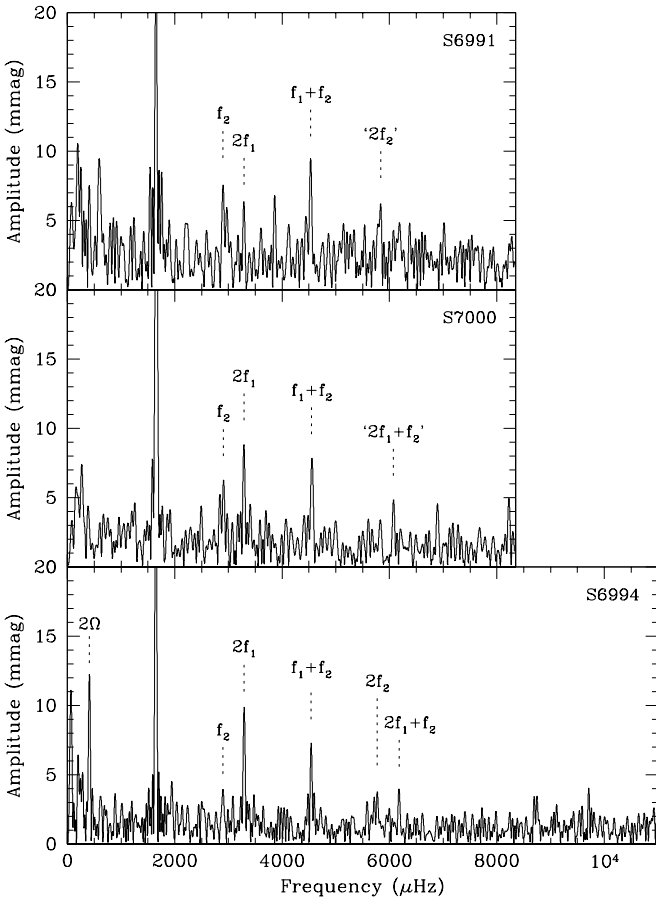
The FTs of SDSS1610 bear a strong resemblance to that of the ZZ Cet star VY Hor (O’Donoghue, Warner & Cropper 1992), where the principal frequency is $1626 \mu\text{Hz}$ at an amplitude of 60 mmag. In VY Hor and GD 154 (Robinson et al. 1978b), the eigenfrequencies are completely described by the sequences pf and $(q + \frac{1}{2} + \epsilon)f$, where $p = 1, 2, \dots$ and $q = 0, 1, 2, \dots$. For VY Hor $\epsilon = 0.037$ and for GD 154 $\epsilon = -0.03$. A similar situation obtains in PG 1351+489, where $\epsilon = -0.03$ (Winget, Nather & Hill 1987).

In the case of SDSS1610, where the amount of observa-

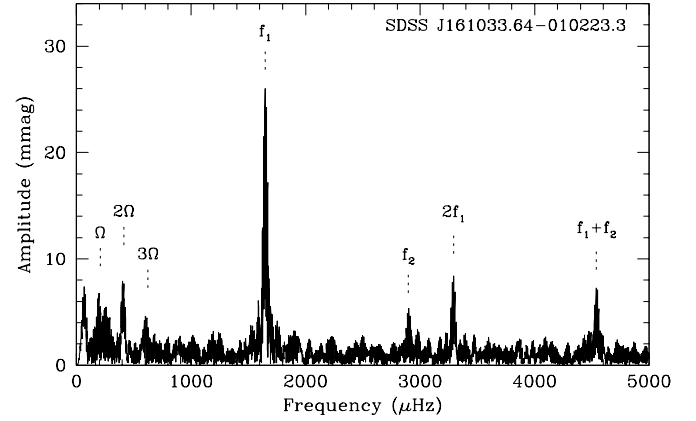
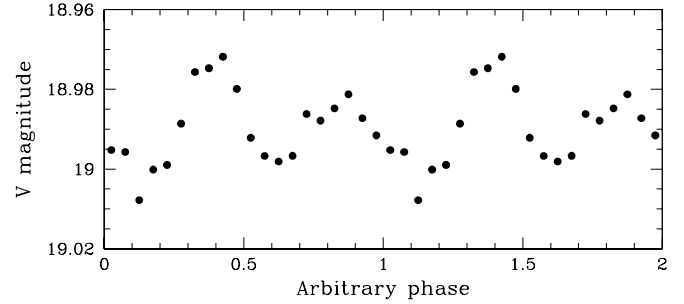
Table 2. The suite of frequencies observed in SDSS J161033.64–010223.3.

ID	S6991			S6994			S7000			Ratio
	Frequency μHz	Period s	Ampl. mmag	Frequency μHz	Period s	Ampl. mmag	Frequency μHz	Period s	Ampl. mmag	
f_1	1648.9 ± 2.1	606.5 ± 0.8	23.4	1646.3 ± 1.2	607.4 ± 0.4	25.9	1651.0 ± 1.3	605.7 ± 0.5	30.0	1.000
$2f_1$	3286.4 ± 9.1	304.3 ± 0.8	6.3	3292.3 ± 2.9	303.7 ± 0.3	10.0	3290.6 ± 3.9	303.9 ± 0.4	9.7	1.995
f_2	2899.0 ± 7.7	344.9 ± 0.9	7.5	2896.0 ± 7.5	345.3 ± 0.9	4.0	2907.3 ± 6.8	344.0 ± 0.8	6.3	1.759
$f_1 + f_2$	4530.7 ± 6.1	220.7 ± 0.3	9.4	4540.0 ± 4.1	220.3 ± 0.2	7.2	4547.3 ± 4.6	219.9 ± 0.2	8.2	2.753
$2f_1 + f_2$				6177.6 ± 7.6	161.9 ± 0.2	4.0	6075.2 ± 8.6	164.6 ± 0.2	5.0	3.747
$2f_2$	5834.7 ± 9.3	171.4 ± 0.3	6.2	5771.6 ± 8.0	173.3 ± 0.2	3.7				
Ω	190.5 ± 4.0	5249 ± 110	11.0	$198.7 \pm 11.$	5033 ± 279	10.1				
2Ω	406.9 ± 6.1	2458 ± 37	7.5	410.2 ± 2.2	2437 ± 13	11.9				

Note: ‘:’ indicates an uncertain identification.


Figure 2. The Fourier transform of SDSS1610 for run S6991 (upper panel), run S7000 (middle panel) and run S6994 (lower panel). The frequencies listed in Table 2 are marked here by label and dotted vertical bars.

tional material is much less than was available for these ZZ Cet star studies, we can fit the few observed eigenfrequencies with $\epsilon \approx 0.25$. In Table 2 the final column gives the ratio of the average with respect to the mean f_1 of the frequencies measured on the three nights (for the mean of ‘ $2f_1 + f_2$ ’ we use only run S6994, in run S7000 the identification of this mode is uncertain). It should be remembered that the peak frequencies quoted in Table 2 are those of unresolved multiplets and therefore would be expected to vary slightly


Figure 3. The Fourier transform of the three long runs combined, showing the low frequency range.

Figure 4. The average light curve of SDSS1610 (run S6994) folded on the 80.52 min period, after the light curve had been prewhitened at f_1 , $2f_1$ and $f_1 + f_2$.

from one run to the next. For this reason, we have not given frequencies determined from the FT of the combined runs, which in addition introduces the problem of aliasing. If the proximity to values of $(q + \frac{1}{2})f$ in GD 154, VY Hor and PG 1351+489 is a sign of non-linear resonant coupling between modes (O’Donoghue et al. 1992), it would appear that in SDSS1610 we are seeing resonances close to another commensurability, viz $(q + \frac{3}{4})f$. In GW Lib, a similar structure is seen in the FT with the presence of $q = 0, 1$ and 2 peaks, and $p = 1$ peaks, where $f = 1545 \mu\text{Hz}$ and $(q + \frac{3}{4} + \epsilon)f$ with $\epsilon \approx -0.03$.

The amplitudes of the various eigenmodes vary from

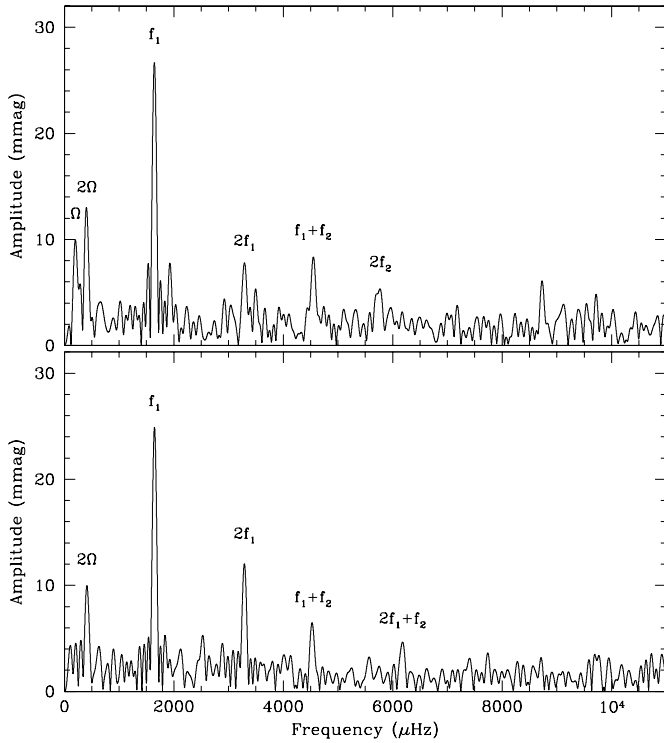


Figure 5. The Fourier transform of the first 3.5 h of run S6994 (upper panel) and the last 3.5 h of run S6994 (lower panel). Ω is the orbital frequency ($1/P_{orb} = 207 \mu\text{Hz}$).

night to night and even within a run. In Fig. 5 we show FTs of the first and second halves of run S6994 which illustrate that the first harmonic of the principal eigenfrequency is varying in strength. As with other ZZ Cet stars, this simply means that there is unresolved multiplet structure in these FTs.

A few unidentified low amplitude peaks ($\sim 4-5$ mmag) present in the FTs are not listed in Table 2; they occur in individual runs only. These are: $3860.1 \mu\text{Hz}$ in run S6991; $8731.1 \mu\text{Hz}$ and $9712.3 \mu\text{Hz}$ in run S6994; $6893.6 \mu\text{Hz}$ and $8225.4 \mu\text{Hz}$ in run S7000.

4 DISCUSSION

Clemens (1993) partitioned ZZ Ceti into a ‘hot’ group and a ‘cool’ group and shows that the distribution and range of periods is different in the two groups. A decade later, with far more ZZ Cet stars known, this division is less convincing; there are many stars that combine oscillation modes from both groups, as do GW Lib and SDSS1610. Clemens also pointed out that similarities in the ZZ Ceti, at least among the hotter ones, probably arise because all have a similar amount of hydrogen, $\sim 10^{-4} M_{\odot}$ in their envelopes. The primary of a CV could have any amount of hydrogen, from zero to $\sim 10^{-4} M_{\odot}$, depending on when it last had a nova eruption.

SDSS1610 probably has rare dwarf nova outbursts of amplitude similar to WZ Sge and would therefore reach $m_V \sim 11$ at maximum. A search through archived sky patrol plates is therefore recommended, and a watch should be

kept for future outbursts. The value of following the heating effects of an outburst on the eigenfrequencies of the primary has already been pointed out (Warner & van Zyl 1998).

ACKNOWLEDGEMENTS

PAW is supported by funds made available from the National Research Foundation and by strategic funds made available to BW from the University of Cape Town. BW’s research is supported by the University.

REFERENCES

- Bergeron P., Wesemael F., Lamontagne R., Fontaine G., Saffer R.A., Allard N.F., 1995, *ApJ*, 449, 258
 Clemens J.C., 1993, *Baltic Astr*, 2, 407
 O’Donoghue D., 1995, *Baltic Astr*, 4, 519
 O’Donoghue D., Warner B., Cropper M., 1992, *MNRAS*, 258, 415
 Patterson J., 1980, *ApJ*, 241, 235
 Robinson E.L., Nather R.E., Patterson J., 1978a, *ApJ*, 219, 168
 Robinson E.L., Stover R.J., Nather R.E., McGraw J.T., 1978b, *ApJ*, 220, 614
 Rogoziecki P., Schwarzenberg-Czerny A., 2001, *MNRAS*, 323, 850
 Sion E.M., 1999, *PASP*, 111, 532
 Szkody P., Anderson S.F., Agüeros M., Covarrubias R., Bentz M., et al., 2002, *AJ*, 123, 430
 Thorstensen J.R., Patterson J., Kemp J., Vennes S., 2002, *PASP*, 114, 1108
 Townley D.M., Bildsten L., 2003, *ApJ*, in press
 van Zyl L., Warner B., O’Donoghue D., Sullivan D., Pritchard J., Kemp J., 2000, *Baltic Astr*, 9, 231
 Warner B., van Zyl L., 1998, *IAU Symp.*, 185, 321
 Wesemael F., Greenstein J.L., Liebert J., Lamontagne R., Fontaine G., Bergeron P., Glaspey J.W., 1993, *PASP*, 105, 761
 Winget D.E., Nather R.E., Hill J.A., 1987, *ApJ*, 316, 305