

What is the Origin of the Baldwin Effect in the BLR and the NLR?

Alexei Baskin & Ari Laor

Physics Department, Technion, Haifa 32000, Israel;
alexei@physics.technion.ac.il; laor@physics.technion.ac.il

Abstract.

The origin of the luminosity dependence of the strength of broad and narrow emission lines in AGN (i.e. the Baldwin effect) is not firmly established yet. We explore this question using the Boroson & Green sample of the 87 $z \leq 0.5$ PG quasars. UV spectra of the C IV region with a sufficient S/N are available for 81 of the objects. We use these spectra to explore the dependence of the C IV EW on M_{BH} and L/L_{Edd} , as deduced from optical spectra of the H β region. We find a strong correlation of the C IV EW with L/L_{Edd} . This may be the primary correlation which drives the Baldwin effect for C IV. A similar correlation analysis using the C IV FWHM instead of the H β FWHM, yields an insignificant correlation. This suggests that the C IV FWHM provides a significantly less accurate estimate of M_{BH} compared to the H β FWHM. We also measured the [O III] $\lambda 4363$ /[O III] $\lambda 5007$ line ratio for 72 objects in this sample, and use it to determine whether density or covering factor control the large range in [O III] $\lambda 5007$ strength in AGN.

1. Introduction

The inverse correlation of emission line equivalent width (EW) with luminosity, discovered by Baldwin (1977) for C IV, was intensively explored over the past 20 years (see a comprehensive review by Osmer & Shields 1999; and more recent studies by Green et al. 2001; Croom et al. 2002; Dietrich et al. 2002; Richards et al. 2002; and Shang et al. 2003). The physical origin for this effect is not clearly established, but plausible explanations include changes with luminosity of the ionizing continuum shape, of the broad line region (BLR) covering factor, of the mean BLR ionization level, or possibly inclination effects. Recent studies established that reasonably accurate estimates of the black hole mass (M_{BH}) can be obtained in AGN based on the continuum luminosity and H β FWHM (e.g. Laor 1998). This opens up the possibility to explore whether the Baldwin effect is related to M_{BH} , and L/L_{Edd} . We address this question in this paper, together with a related side question on whether the C IV FWHM can be used instead of the H β FWHM as a comparably accurate measure of M_{BH} .

The narrow forbidden lines in AGN show a larger range in EW compared to the broad lines, and they also show a Baldwin effect. For example, the [O III] $\lambda 5007$ EW ranges from $> 150 \text{ \AA}$ to undetectable ($< 0.5 \text{ \AA}$) in the Boroson & Green (1992) sample, while the C IV EW ranges from $\sim 5 \text{ \AA}$, to $\sim 300 \text{ \AA}$

in the same sample (see below). What physical parameter controls the [O III] EW? Is it mostly density or is it the covering factor of the illuminated narrow line region (NLR) gas? If it is controlled by covering factor variations, then the [O III] $\lambda 4363$ /[O III] $\lambda 5007$ ratio should be independent of the [O III] $\lambda 5007$ EW. However, if it is controlled by density variations in the NLR, then the [O III] $\lambda 4363$ /[O III] $\lambda 5007$ ratio should increase with decreasing [O III] $\lambda 5007$ EW. We explore these two possibilities below.

2. The C IV EW

To explore the relation of the Baldwin effect with M_{BH} and L/L_{Edd} one needs high quality spectra of both the $\text{H}\beta$ and the C IV regions. We use the Boroson & Green (1992) optical spectra of a complete and well defined sample of 87 $z \leq 0.5$ AGN from the BQS sample. This data set provides us with uniform and systematic estimates of M_{BH} , and L/L_{Edd} . Archival UV spectra are available for 85 of the objects (47 HST, 38 IUE), of which 81 have sufficient S/N to measure the C IV EW, which we measured by fitting each spectrum with 3 gaussian components in the range of 1470 Å to 1620 Å. The $\text{H}\beta$ FWHM and L_{bol} were used for estimating M_{BH} and L/L_{Edd} for each object (e.g. Laor 1998).

The relations of the C IV EW with L_{bol} and L/L_{Edd} , together with the corresponding Spearman rank-order correlation coefficients, are plotted in Fig. 1. The C IV EW has a significantly tighter relation with L/L_{Edd} than with L_{bol} (Rs increases from -0.154 to -0.592). The correlation with M_{BH} is low (Rs= 0.222 , Pr= 0.047). We try to further reduce the scatter by including a third parameter describing the optical emission from Boroson & Green. The parameter which most significantly improves the correlation with L/L_{Edd} is the [OIII] EW (Fig. 2, left panel), which yields Rs= -0.733 . Other parameters which produce a comparably significant improvement are α_{ox} and the FeII/ $\text{H}\beta$ flux ratio.

Recent studies have used the C IV FWHM, instead of the $\text{H}\beta$ FWHM, to estimate M_{BH} and L/L_{Edd} (Vestergaard 2002; Warner et al. 2003). Since the $\text{H}\beta$ FWHM and C IV FWHM are rather poorly correlated, it is not clear whether the C IV FWHM is a useful substitute to the $\text{H}\beta$ FWHM (when using L_{bol} to estimate the size of the C IV emitting region). We repeated the correlation analysis above using the C IV FWHM for a revised L/L_{Edd} estimate (Fig. 2, right panel). The revised L/L_{Edd} yields a low correlation (Rs= -0.192), i.e. no significant improvement over the correlation of the C IV EW with L_{bol} . This suggests that the C IV FWHM does not provide an M_{BH} estimate of comparable accuracy to the estimate based on the $\text{H}\beta$ FWHM.

3. The [O III] EW

To determine whether the near absence of narrow line emission, in particular of the [O III] $\lambda 5007$ line, is due to NLR densities above critical, or to a low NLR covering factor, we measure the amount of [O III] $\lambda 4363$ emission from the same gas which emits the [O III] $\lambda 5007$ line. The critical density of [O III] $\lambda 4363$ is $3 \times 10^7 \text{ cm}^{-3}$ while the critical density of [O III] $\lambda 5007$ is $7 \times 10^5 \text{ cm}^{-3}$. Thus, the [O III] $\lambda 4363$ /[O III] $\lambda 5007$ flux ratio should increase with increasing density

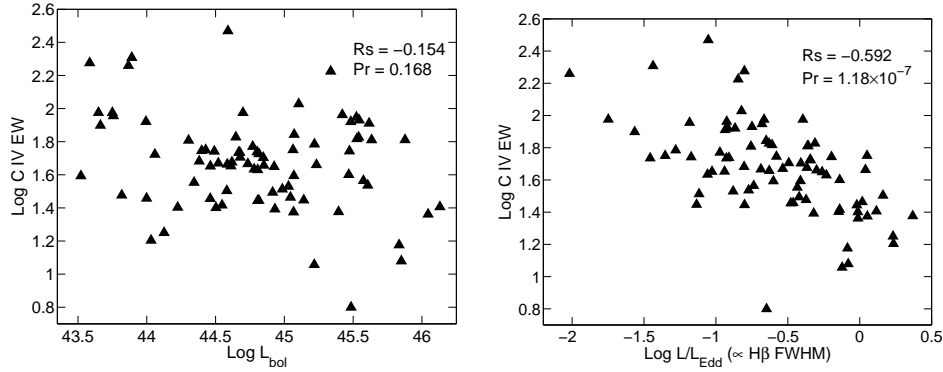


Figure 1. Left: the Baldwin relation for the 81 BQS quasars. Right: the dependence of C IV EW on L/L_{Edd} .

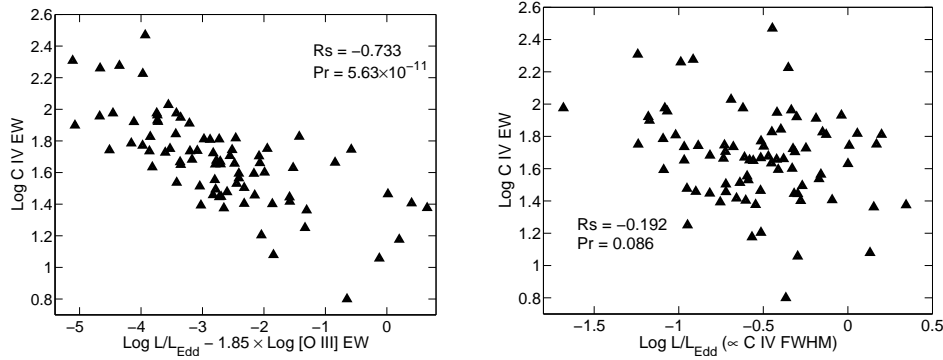


Figure 2. Left: the scatter is further reduced when the [O III] EW is included. Right: the C IV EW relation with L/L_{Edd} which is estimated using the C IV FWHM.

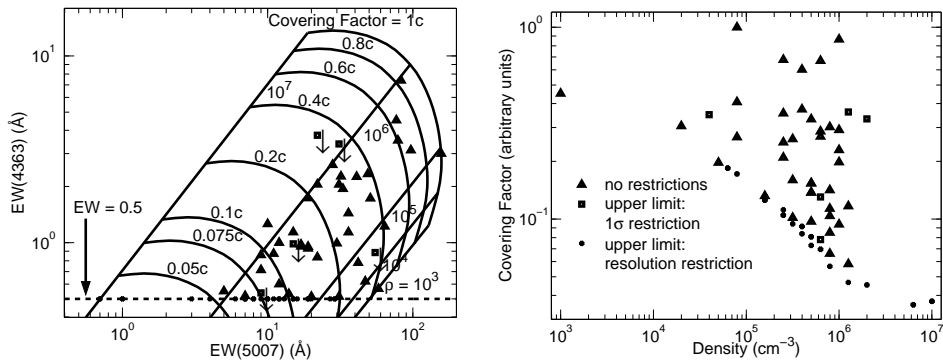


Figure 3. Left: the theoretical relations (solid curves) vs. the observed positions of the 72 BQS quasars with a measurable [O III] λ 5007 and [O III] λ 4363 lines. Note that $\text{EW}(4363) = 0.5 \text{ \AA}$ is our adopted lower detection limit. Right: the covering factor vs. the inferred density. Note that the two parameters display a comparable spread.

in the above range. If the NLR is suppressed by a low covering factor then both [O III] lines should vary together.

We measure the [O III] $\lambda 4363$ flux using the [O III] $\lambda 5007$ profile as a template for the 72 objects where the 4363 \AA region was observed and where [O III] $\lambda 5007$ is measureable. Thus, we measure the [O III] $\lambda 4363$ line from gas which has the same velocity distribution as that of the [O III] $\lambda 5007$ emitting gas. The measurements are plotted in Figure 3 (left panel) together with the theoretical curves of the [O III] $\lambda 5007$ EW vs. the [O III] $\lambda 4363$ EW as a function of density as calculated using CLOUDY (assuming $\log U = -2$ and $\Sigma = 10^{23} \text{ cm}^{-2}$ which optimizes the [O III] emissivity). These calculations allow us to infer the density and relative covering factor of each object (Fig.3, right panel). Both the density and covering factor appear to have a significant effect on the large range in [O III] $\lambda 5007$ EW.

Note that the absence of objects at low density and low covering factor is due to the [O III] $\lambda 4363$ detection limit, while the lack of object at $n > 10^6 \text{ cm}^{-3}$ most likely results from the range of NLR densities coupled with the [O III] $\lambda 5007$ line emissivity drop above the critical density.

4. Conclusions

We find the following: 1. The C IV EW correlation with luminosity (the Baldwin relation) appears to be driven mostly by the significantly stronger correlation of the C IV EW with L/L_{Edd} . The C IV EW is also related to the [O III] EW, α_{ox} , and the Fe II/H β flux ratio. 2. Using the C IV FWHM instead of the H β FWHM to estimate L/L_{Edd} yields only a weak correlation of L/L_{Edd} with the C IV EW. This suggests that the C IV FWHM provides a significantly less accurate measure of L/L_{Edd} , compared to the H β FWHM. 3. Both the density and the covering factor appear to contribute significantly to the large range in the [O III] $\lambda 5007$ EW in AGN.

References

- Baldwin, J. A. 1977, ApJ, 214, 679
 Boroson, A. T., & Green, R. F. 1992, ApJS, 80, 109
 Croom, S. M. et al. 2002, MNRAS, 337, 275
 Dietrich, M. et al. 2002, ApJ, 581, 912
 Green, P. J., Forster, K., & Kuraszekiewicz, J. 2001, ApJ, 556, 727
 Laor, A. 1998, ApJ, 505, L83
 Osmer, P. S. & Shields, J. C. 1999, ASP Conf. Ser. 162: Quasars and Cosmology, 235
 Richards, G. T. et al. 2002, AJ, 124, 1
 Shang, Z., Wills, B. J., Robinson, E. L., Wills, D., Laor, A., Xie, B., & Yuan, J. 2003, ApJ, 586, 52
 Vestergaard, M. 2002, ApJ, 571, 733
 Warner, C., Hamann, F., & Dietrich, M. 2003, ApJ, in press