

Multiperiodic RR Lyrae stars in the center of the Galaxy

Tomasz Mizerski

31st October 2018

Warsaw University Observatory, Aleje Ujazdowskie 4, 00-478 Warszawa, Poland

e-mail: mizerski@astrouw.edu.pl

Abstract

This paper presents results of a fully automated search for multiperiodic RR Lyrae stars in the center of the Galaxy. The search was carried out on OGLE-II database created by means of image subtraction method. I found more than 2700 RR Lyrae stars with about 600 showing various kinds of multiperiodic behavior. Previous OGLE-I database contained only about 200 RR Lyrae stars in the Galactic Bulge, that is twelve times less than the current sample. There are two most interesting outcomes for Bulge: very high percentage of Blazhko stars and very low percentage of RRd stars. Blazhko effect was confirmed in about 25 percent of all RRab stars. This incidence rate is almost 2.5 times greater than in the Large Magellanic Cloud. On the other hand I discovered only 3 RRd stars, which implies that the incidence rate of this type of variables is much smaller in Bulge than in the Magellanic Clouds.

Key words: pulsating stars: RR Lyr stars, stellar pulsation: Blazhko effect, radial and nonradial modes.

1 Introduction

It is well known that RR Lyrae stars play very important role in modern astrophysics. They are used as distance indicators, their spatial distribution can provide us with useful information about the structure of the Galaxy and they help us understand stellar evolution and pulsation. Especially pulsation theory benefits from investigation of large number of RR Lyrae stars after the discovery of nonradial oscillations in these stars. Bulge catalog presented in this paper contains over 700 RR Lyrae stars showing multiperiodic behavior. In many cases such behavior can only be explained by excitation of nonradial pulsation modes.

2 Observational data

In the years 1997 - 1999, during the second phase of the Optical Gravitational Lensing Experiment - OGLE-II, 49 fields in the center of the Galaxy were monitored. The fields covered approximately 11 squared degrees with most of them being located in regions of high stellar density. With the aid of Warsaw 1.3-m telescope at Las Campanas Observatory of the Carnegie Institution of Washington about 200 observations in the I band were made for each field, mostly in driftscan mode. Technical details of the telescope are given in Udalski, Kubiak & Szymański (1997). The photometry was obtained using Difference Image Analysis software written by Woźniak (2000).

3 Data analysis

Image subtraction method preclassified as variable stars about 4500 objects per field. Since there are 49 fields in OGLE-II database, selection of RR Lyrae stars had to be automated. There are approximately 200 measurements from three observational seasons for each star and the time span is about 1000 days. Observations are sampled unevenly. As the first step Lomb-Scargle periodograms, with frequency resolution (5×10^{-4} c/d) for all stars were computed. Such a resolution is high enough to classify a star as a periodic variable and to examine if it is a RR Lyr star. At later stages periodograms for all selected RR Lyr stars were computed with much higher resolution. After a periodogram was calculated for every star, the most probable period was selected out of 25 periods corresponding to the highest peaks in its periodogram. For all of those 25 periods my algorithm fitted the data with a Fourier series with various number of harmonic terms. This number ran from 1 to 6 for each period which was done because of the diversity of RR Lyrae light curve shapes. Strongly skewed curves of RRab stars require more harmonic terms than sinusoidal curves of RRc stars. The criterion of selection was the smallest value of χ^2 per degree of freedom. The program always chose the pair (*period, number of harmonics*) that minimized that quantity. As expected in the case of RRc stars selected number of harmonic terms was mainly 1 or 2, but for RRab stars it was typically 4 or 5 in most cases.

3.1 Identification of RR Lyrae stars

When the most probable period and the best number of harmonic terms were found for every star the algorithm shifted the zero point of every light curve in the time domain to the maximum of the curve. The maximum was estimated from the Fourier fit. To separate RR Lyrae stars from all other variables the code computed the following parameters:

$$A_{ij} = \frac{A_i}{A_j} \quad (1)$$

$$\Phi_{ij} = j \cdot \phi_i - i \cdot \phi_j \quad (2)$$

Quantities A_i and ϕ_i are respectively the amplitude and the phase of a cosine term with $\omega = i \cdot \omega_0$ where ω_0 is the frequency of variability. Parameters defined above, when

combined with the value of the period, allow not only to distinguish RR Lyrae stars from other variables, but also to separate RRab and RRC classes. In the search for RRabs my code used parameters A_{21} , A_{32} , A_{43} and Φ_{21} . For RRCs only A_{21} , A_{32} and Φ_{21} were used. Output RRab and RRC samples were contaminated by small amount of variables of different types, most frequently High Amplitude δ Sct stars. These were eliminated with the aid of color-magnitude diagrams and by inspection of all the light curves by eye. This method of selecting RR Lyrae stars was also used by Mizerski and Bejger (2001).

3.2 Detection of additional periodicities

After RR Lyrae stars were separated from all other variables by the algorithm described in subsection 3.1, the search for multiperiodic behavior was performed. The whole process was fully automated and for each RR Lyrae star consisted of three main phases:

- Calculation of Lomb-Scargle periodogram with high resolution in frequency (5×10^{-6} c/d) and determination of the most probable period of variability.
- Prewhitening of the light curve with the determined period with dynamically adjustable number of harmonic terms.
- Calculation of Lomb-Scargle periodogram of the prewhitened light curve.

In the first phase my code calculated Lomb-Scargle periodogram of the original light curve. This method of periodogram calculation works well for unevenly sampled data. Setting frequency resolution to 5×10^{-6} c/d allowed me to determine the first, main period with high accuracy, considering that the time span of the observations was about 1000 days. Out of the periodogram 25 frequencies corresponding to the highest peaks were selected. For all those frequencies my code fitted the data by means of least squares method with a Fourier series. Number of harmonic terms was adjusted dynamically in a range between 1 and 6. The program searched for a pair (frequency, number of harmonics) which minimized the value of χ^2 of the fit. After such a pair was found the inverse of the selected frequency was taken for the primary period of pulsation. The light curve was prewhitened with this model, which means that the Fourier series with frequency and number of harmonics that minimized χ^2 was subtracted from the data. Then periodogram was calculated for the prewhitened data. If the periodogram of the prewhitened light curve showed presence of peaks 15 times greater than the median of the peaks the star was considered a multiperiodic candidate. The most probable value of the second period of variability was then determined in exactly the same way as in the case of the primary period. In a case of a star with two detected periods a two period model was fitted to the original light curve. The formula for such a fit is given in equation 3. During this phase not only the amplitudes and phases were computed. Both periods were adjusted as well. The values of two periods of pulsation found in the earlier phases were the input values for the procedure. In the last step the model with two periods was subtracted from the data and search for additional periodicities was performed.

$$F(t_k) = A_{00} + \sum_{j=1}^m A_{0j} \cos(j\omega_2 t_k + \phi_{0j}) + \sum_{i=1}^m \sum_{j=i-m}^{i-1} A_{ij} \cos[|i\omega_1 + j\omega_2| t_k + \phi_{ij}] \quad (3)$$

Number m is the rank of the fit. In a case where $m=2$ the series includes the constant term and the terms with frequencies ω_1 , ω_2 , $2\omega_1$, $2\omega_2$, $\omega_1 + \omega_2$, $|\omega_1 - \omega_2|$. Amplitude errors are computed as well, and only the terms with amplitudes 3 times greater than their errors are included in the final fit. Value of χ^2 of a two period model strongly depends on the rank of the fit. As an example Table 1 demonstrates how χ^2 values change with m for a two period model of an RRd star. In this star a model with two periods of variability is satisfactory, and fits the data very well for $m \geq 4$. In the case shown in Table 1 setting $m > 4$ does not reduce χ^2 , as the high order terms do not improve the fit, while consuming additional degrees of freedom.

m	1	2	3	4	5	6
χ^2	30.154	5.342	2.249	1.505	1.661	1.641

Table 1: χ^2 values as a function of the rank of the fit.

4 Results. Statistics of multiperiodic variables.

As the result I obtained an RRab sample containing 1942 stars and an RRc sample of 771 stars. This gives the total number of RR Lyraes equal to 2713, which is much larger than 215 stars in OGLE-I RR Lyrae database. Although my current sample is not as numerous as LMC sample of Alcock et al. (1996) it reveals a larger diversity of pulsation behaviors. Both RRab and RRc stars cover a wide range of periods with $P_{ab} \in [0.340, 0.922]d$ and $P_c \in [0.201, 0.446]d$. Average values of pulsation periods in both classes are respectively $P_{ab}^{avr} = 0.554d$ and $P_c^{avr} = 0.308d$. Figure 1 shows period histogram for all RR Lyrae stars. Presence of two peaks reflects the fact of existence of two distinct populations of RR Lyrae stars. These populations are fundamental mode pulsators RRabs and first overtone pulsators RRcs.

Another interesting observation is a very high number of RR Lyrae stars that exhibit multiperiodic behavior. I discovered about 800 such stars. Most of them are Blazhko stars but there are also a few RRd stars, that is double mode pulsators oscillating simultaneously in fundamental mode and first overtone. Multiperiodic RR Lyrae stars will be discussed more thoroughly in the next subsections.

4.1 Double mode pulsators

RRd stars are very important in astrophysics because they provide us with one additional observable, that is the second period of variability. A widely known and intriguing fact concerning these variables is that they are very numerous in some stellar systems while almost completely absent in others. This fact is not understood. So far there is no clear evidence that any specific physical quantity is responsible for this difference. Moskalik (2000) suggests that different incidences of RRd stars in stellar systems could result from different metallicities in those systems. Many RRd

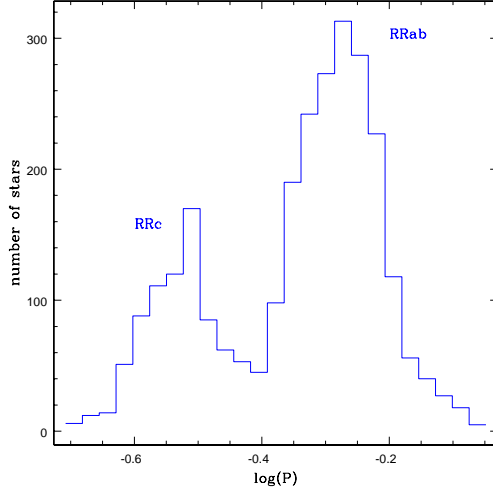


Figure 1: *Period distribution of RR Lyrae stars in the Galactic Bulge. Two populations are seen: RRab and RRc stars.*

variables were discovered in the Galactic disk and in some globular clusters in the Galaxy. Magellanic Clouds are also known to have quite numerous populations of RRd stars. Alcock et al. (2000) report 181 such variables in their LMC database. The fundamental question which arises from the analysis of OGLE data is why do we observe so very few RRd stars in the Galactic bulge. Previous investigations of OGLE-I database performed by Moskalik (2000) and Pigulski et al. (2003) resulted in only two RRd variables found. Those were the only RRd stars known in this system until now. Analysis of OGLE-II database, which includes the fields of OGLE-I, led to the discovery of three additional RRd stars in the center of the Galaxy. Total number of only 5 known RRd variables in the Galactic bulge is in sharp contrast to the large number of objects of this kind observed in globular clusters and in the Magellanic Clouds. Incidence rate, defined as the ratio of the number of RRd to the number of RRc variables, is ≈ 0.007 for the bulge whereas for the LMC Alcock et al. (2000) give the value of 0.134. This is obviously a striking difference: there are proportionally 20 times more RRd stars in the LMC than in the Galactic bulge. Unfortunately we still do not know why RRds are so rare in the center of the Galaxy.

Two of three RRd stars in OGLE-II database are very typical representatives of their class. The ratio of the periods of the first overtone and the fundamental mode, hereafter referred to as ζ , is ≈ 0.745 in both cases. The ratio of the amplitudes of the second periodicity to the dominant periodicity, although substantially different for both stars, is in good agreement with the statistics given by Alcock et al. (2000). This ratio is denoted as ξ . Table 2 gives the basic characteristics of the three RRd stars I discovered, that is both periods P_0 and P_1 , values of parameters ζ and ξ and two values of χ^2 . The first value χ_1^2 corresponds to a single period model with only the dominant period present. The second value χ_2^2 is the χ^2 of a double period model with both periods of variability. These numbers are given for comparison to demonstrate that taking into account the second periodicity significantly reduces χ^2 of the fit. As it can be seen in table 2, the last star, namely *bul_sc39.1568*, differs from the first two objects. It has a shorter period and a greater ξ value than the two other stars. It means

that this star is separated from the other two on the Petersen diagram, and therefore, according to Popielski et al. (2000), has a different metallicity.

<i>star</i>	P_0	P_1	ζ	ξ	χ_1^2	χ_2^2
bul_sc7.1529	0.487192	0.362842	0.744761	0.464	109.652	1.712
bul_sc21.7133	0.503068	0.374970	0.745366	0.176	55.805	3.384
bul_sc39.1568	0.461390	0.344906	0.747537	0.336	10.397	4.953

Table 2: RRd stars.

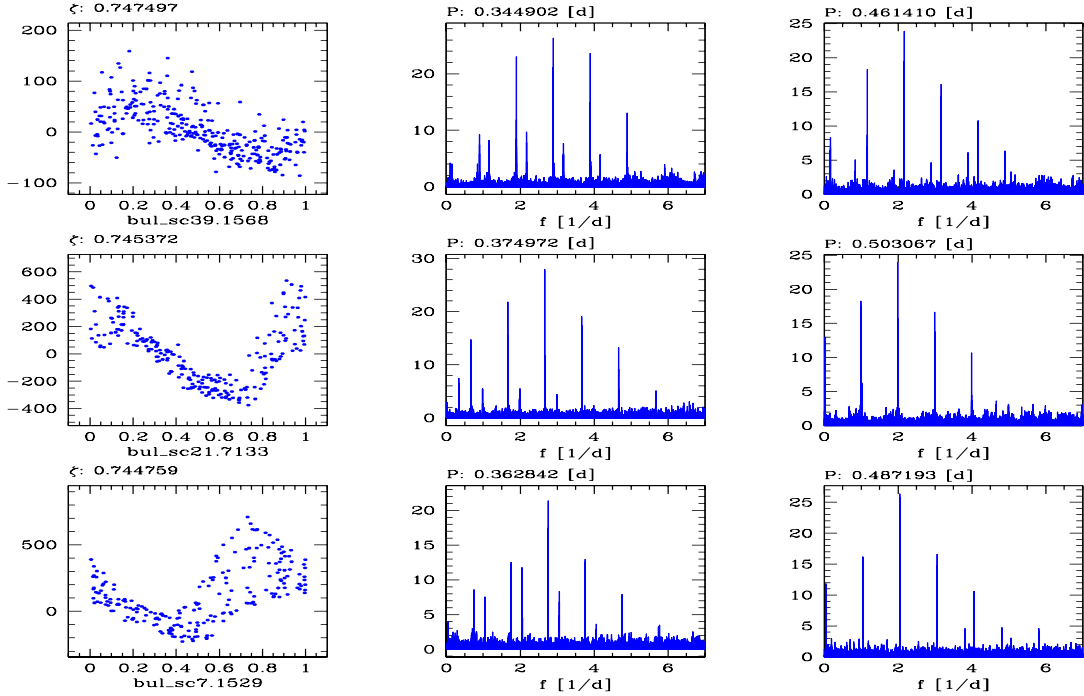


Figure 2: RRd stars, placed in rows. The plots show respectively: original light curve phased with the primary period (first overtone), periodogram before and periodogram after prewhitening.

4.2 Blazhko stars

Blazhko effect manifests itself in two different ways. Prewhitened periodograms show either one or two peaks in the close vicinity of the primary period of pulsation. As for now it is thought that these two behaviors divide Blazhko stars into two classes: BL1 class with frequency doublet and BL2 class with frequency triplet. Members of BL1 class have their additional frequency very close to the frequency of the radial mode, typically closer than 0.01 [c/d]. In the case of BL2s the dominant frequency and the two additional frequencies create an equidistant triplet centered on the dominant frequency. This triplet is typically asymmetric, that is the heights of the additional peaks are different. So far we do not have a satisfactory and complete explanation of Blazhko effect. Most widely accepted theoretical approach explains the presence

of additional peaks by excitation of nonradial modes. Those modes are very close in the frequency domain to the frequency of the radial mode. Existence of equidistant, almost symmetric frequency triplets could be explained by other means but presence of strongly asymmetric triplets and especially doublets seem to require some kind of nonradial oscillations.

It was thought for a long time that Blazhko effect exists only among RRab stars. Recent studies indicate that it also concerns RRc variables. Moskalik & Poretti (2002) report the discovery of two RRc Blazhko stars. My research confirms that Blazhko effect is present in some RRc stars, although is not as frequent as in the RRab class. Two next subsections cover consecutively RRab and RRc Blazhko stars found in the OGLE-II database.

4.2.1 RRab stars

My code identified 243 BL1 and 143 BL2 type stars among RRab stars. BL1s constitute 12.5% of all RRab in the OGLE-II database, while BL2s only 7.4%. Figure 4 shows two examples of such variables, one for BL1 and one for BL2 classes. A purely radial pulsator, with no additional frequencies, was included in the figure for comparison. Average frequency separation between the additional peak and the radial mode is $|\Delta f| = 0.01$. In the case of BL2s, that is stars with equidistant triplets, Δf is understood as the difference between the frequency of the higher of the two subsidiary peaks and the frequency of the radial mode. In the literature one can also find a quantity called modulation period, which is the inverse of the frequency separation: $P^m = \frac{1}{|\Delta f|}$.

Basic properties of RRab Blazhko stars are as follows:

- BL1

- $P_{min}=0.370d$ $P_{max}=0.779d$ $P_a=0.543d$
- $P_{min}^m=5d$ $P_{max}^m=968d$ $P_a^m=91d$
- $\Psi_{min}=0.039$ $\Psi_{max}=0.537$ $\Psi_a=0.160$
- $\Delta f > 0$ in 81% cases

- BL2

- $P_{min}=0.362d$ $P_{max}=0.680d$ $P_a=0.521d$
- $P_{min}^m=15d$ $P_{max}^m=977d$ $P_a^m=96d$
- $\Psi_{min}=0.067$ $\Psi_{max}=0.595$ $\Psi_a=0.174$
- $\psi_{min}=0.429$ $\psi_{max}=0.996$ $\psi_a=0.795$
- $\Delta f > 0$ in 73% cases

where P represents radial pulsation period, Ψ is the amplitude ratio of the additional peak to the peak representing the radial mode, and ψ is the amplitude ratio of the two additional peaks in the case of BL2 stars. Subscripts *min*, *max*, *a* denote minimal, maximal and average values respectively. It can be seen that the amplitudes of additional peaks can be comparable with the amplitude of the dominant peak, and that the triplets range from highly symmetric to highly asymmetric. The fact that Δf is

positive in most cases means that the additional peak in BL1s, or higher of the two additional peaks in BL2s, corresponds to a higher frequency than the frequency of the radial mode. This finding is in agreement with the results of Moskalik & Poretti (2002). As it will be shown in the next paragraph, RRc Blazhko stars behave differently.

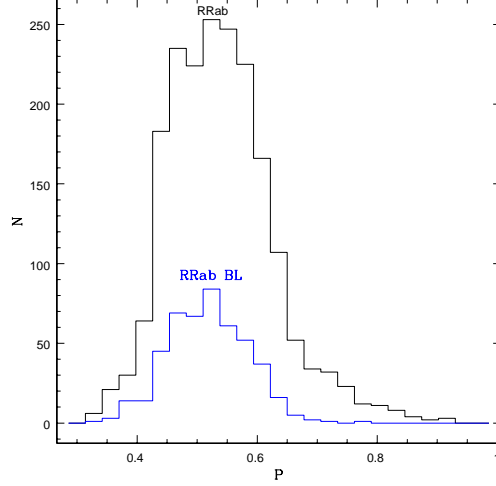


Figure 3: *Period distributions for all R Rab and R Rab Blazhko stars.*

Period distribution of R Rab Blazhko stars is consistent with period distribution of all R Rab stars. Figure 3 demonstrates period distributions of all R Rab and R Rab BL stars.

4.2.2 RRc stars

RRc Blazhko stars are less numerous than R Rab Blazhko stars. I detected 22 BL1 and 30 BL2 RRc stars, and it is easy to see that the proportions are different than those for RRabs. R Rab Blazhko stars seem to prefer BL1 subclass, such effect is not observable among RRc stars. The statistical properties of RRc Blazhko stars differ from those of RRabs and are as follows:

- BL1
 - $P_{min}=0.246d$ $P_{max}=0.390d$ $P_a=0.288d$
 - $P_{min}^m=7d$ $P_{max}^m=986d$ $P_a^m=247d$
 - $\Psi_{min}=0.049$ $\Psi_{max}=0.820$ $\Psi_a=0.279$
 - $\Delta f > 0$ in 54% cases
- BL2
 - $P_{min}=0.256d$ $P_{max}=0.439d$ $P_a=0.316d$
 - $P_{min}^m=2d$ $P_{max}^m=913d$ $P_a^m=397d$
 - $\Psi_{min}=0.054$ $\Psi_{max}=0.494$ $\Psi_a=0.178$
 - $\psi_{min}=0.426$ $\psi_{max}=0.999$ $\psi_a=0.844$

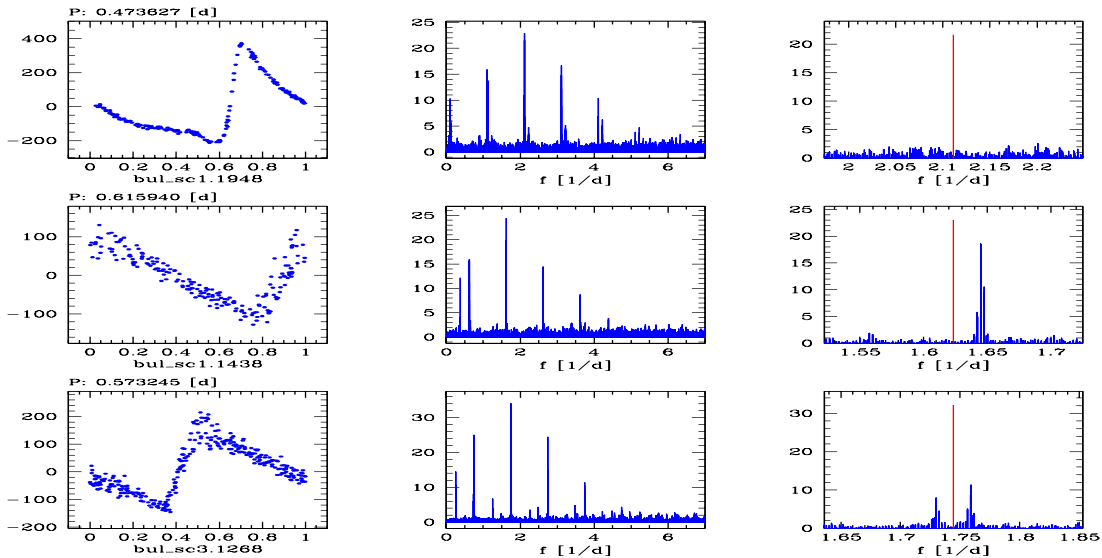


Figure 4: *RRab* Blazhko stars. Convention is the same as on figure 2. The line in the center of the prewhitened periodogram shows the location of the primary period. From the top: star without additional peaks, *BL1*, *BL2*.

– $\Delta f > 0$ in 33% cases

with the symbols having exactly the same meaning as in the case of *RRab* stars. As one can see there are substantial differences between *RRab* and *RRc* Blazhko stars. Average modulation periods of *RRc* BLs are much longer and there is no strong preference for $\Delta f > 0$ among *RRc* BL1s. In fact for *RRc* BL2s we can observe an opposite preference, Δf is mostly negative, which means that the higher of the additional peaks corresponds to a lower frequency than the radial mode. Also the value of $\Psi_{max} = 0.820$ for *RRc* BL1s seems to be an interesting result, as it shows, that in the case of *RRc* Blazhko stars the nonradial mode can have almost the same amplitude as the radial mode. Examples of *RRc* BL1s and BL2s are shown in figure 5.

4.3 Stars with multiple periods

My sample of multiperiodic *RR* Lyrae stars contains some objects that can not be classified as either Blazhko type 1 stars BL1s or type 2 BL2s on the grounds of current definitions of these classes. Although their light curves look very similar to light curves of Blazhko stars, with the characteristic scatter around maximum and minimum of brightness, prewhitened periodograms of these objects reveal presence of more than two additional peaks. There are also a few objects with frequency triplets, but unlike in the case of BL2 stars, those triplets are not equidistant. Existence of *RR* Lyr stars with such signatures in the prewhitened spectra was reported by Moskalik & Poretti (2002), who found a few stars of this type in OGLE-I database. OGLE-II database contains much more examples. I found 86 such objects among *RRab* stars and 41 among *RRc* stars. This gives respectively 4.4% and 5.3% incidence rates in both classes. Examples are shown in figure 6.

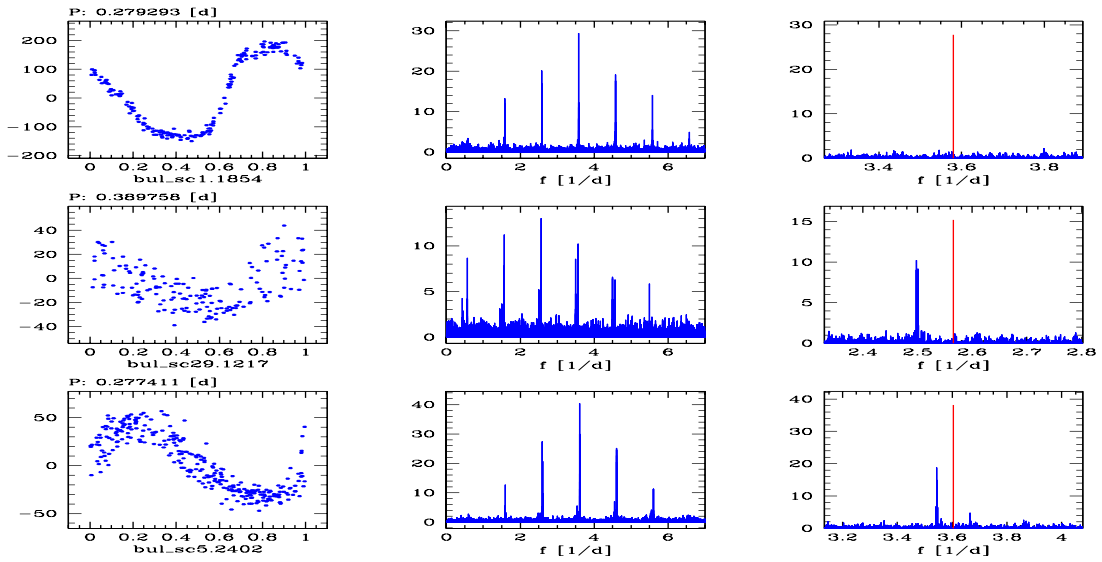


Figure 5: *RRc Blazhko stars. Convention is the same as on figure 4.*

It is not clear yet if these types of objects could also be referred to as Blazhko stars. It is possible that in the future they will be called BL3 stars. They certainly share some features with Blazhko stars, but on the other hand constitute a distinct group. Their nature is uncertain, but they seem to be another strong evidence for excitation of nonradial modes.

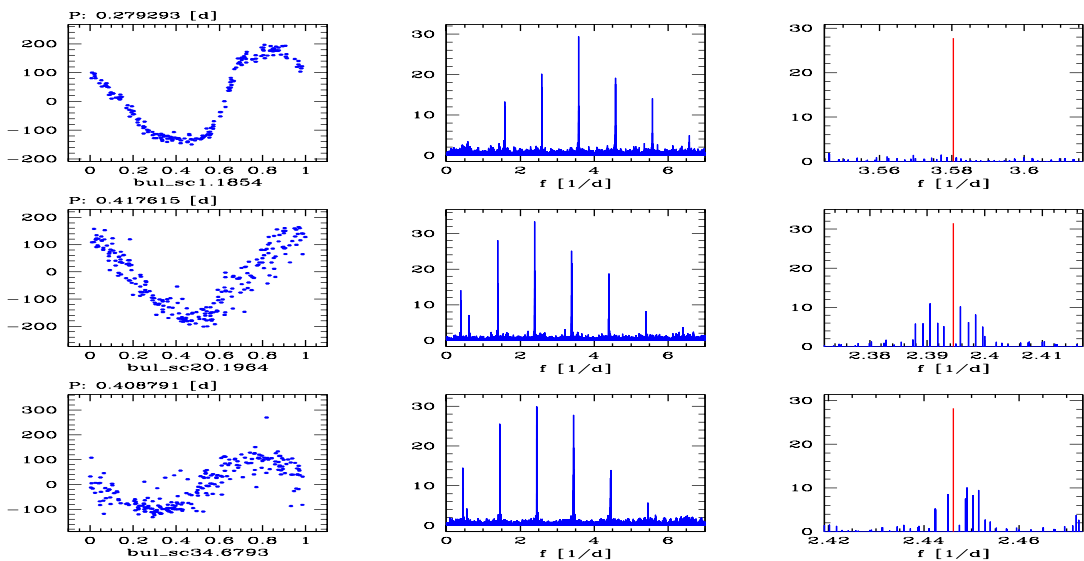


Figure 6: *Stars with multiple additional peaks. Convention is the same as on figure 4.*

4.4 Objects of uncertain nature

The last class of my multiperiodic RR Lyrae catalog consists of objects that could not be classified reliably as members of any of the classes described above. Most of these objects are probably BL1 or BL2 stars, but computed modulation periods are longer than the time span of the data. Additional observations in the future are needed to verify the hypothesis that these objects are BL1 or BL2 stars with very long modulation periods. My catalog contains 14 such objects in the RRab class and 2 objects in the RRC class.

5 Summary

I presented the results of an automated search and analysis of RR Lyrae stars in the Galactic Bulge. My RR Lyrae samples are very numerous, about 12 times richer than OGLE-I RR Lyrae catalogs, and are therefore well suitable for statistical analysis. Out of more than 2700 RR Lyrae stars, that I identified in the OGLE-II database, about 600 proved to be multiperiodic. Most of the multiperiodic RR Lyrae stars are Blazhko stars. They show a large variety of pulsation periods and frequency patterns. The incidence rate of Blazhko stars in the Galactic Bulge, determined from my analysis, is very high comparing to some other systems like the LMC and the SMC. With about 25% in RRab and 10% in RRC classes, incidence rates are almost 2.5 times greater than those for the LMC found by Soszynski et al. (2003). Nature of this phenomenon is unknown and is yet to be understood. High number of about 100 RRC Blazhko stars is especially interesting because until now not many variables of this kind were known. They are very different from RRab Blazhko stars in certain aspects.

On the other hand I have found only 3 RRD stars in addition to the 2 previously known. This means that their incidence rate, with respect to RRC stars, is ≈ 0.007 , and is about 20 smaller than their incidence rate in the LMC given by Alcock et al. (2000).

As for now we still do not understand why there are so many more Blazhko stars and so many less RRD stars in the Galactic Bulge comparing to the Magellanic Clouds. These striking differences call for an explanation.

6 Acknowledgments

I would like to thank Dr. Wojciech Dziembowski and Dr. Andrzej Udalski for their helpful comments on the script and valuable discussions. This work was supported by Polish KBN grant 5 P03D 030 20.

References

- [1] Alcock, C. et al. 1996, *Astrophys. J.*, Vol. 111, p. 1146
- [2] Alcock, C. et al. 2000, *Astrophys. J.*, Vol. 542, p. 257
- [3] Mizerski, T., Bejger, M. 2002, *Acta Astron.*, Vol. 52, p. 61

- [4] Moskalik, P. 2000, ASP Conf. Ser., Vol. 203, p. 315
- [5] Moskalik, P., Poretti, E. 2002, ASP Conf. Ser., Vol. 259, p. 392
- [6] Pigulski, A., Kołaczkowski, Z., Kopacki, G. 2003, Acta Astron., Vol. 53, p. 27
- [7] Popielski, B, Dziembowski W., Cassisi, S. 2000, Acta Astron., Vol. 50, p. 491
- [8] Soszynski, I. et al. 2003, Acta Astron., Vol. 53, p. 93
- [9] Udalski, A., Kubiak, M., Szymański, M. 1997, Acta Astron., Vol. 47, p. 319
- [10] Udalski, A., Olech, A., Szymański, Kałużny, J., M., Kubiak, M., Mateo, M., Krzemiński, W., Stanek, K. 1997, Acta Astr., Vol. 49, s. 201
- [11] Woźniak, P. 2000, Acta Astron., Vol. 50, p. 421
- [12] Woźniak, P., Udalski, A., Szymański, M., Kubiak M., Pietrzyński G., Soszyński I., Żebruń, K. 2002, Acta Astron., Vol. 52, p. 129