

## UNCONVENTIONAL AGN FROM THE SDSS

P. B. HALL, G. R. KNAPP, G. T. RICHARDS, M. A. STRAUSS  
*Princeton University Observatory, Princeton, NJ 08544*

S. F. ANDERSON  
*Astronomy Department, University of Washington, Seattle, WA 98195*

D. P. SCHNEIDER, D. A. VANDEN BERK  
*Dept. Astronomy & Astrophysics, Penn State Univ., University Park, PA 16802*

D. G. YORK  
*Astronomy Dept. & Enrico Fermi Institute, Univ. of Chicago, Chicago, IL 60637*

K. S. J. ANDERSON, J. BRINKMANN, S. A. SNEDDEN  
*Apache Point Observatory, P.O. Box 59, Sunspot, NM 88349*

We discuss some of the most unusual active galactic nuclei (AGN) discovered to date by the Sloan Digital Sky Survey (SDSS): the first broad absorption line quasar seen to exhibit He II absorption, several quasars with extremely strong, narrow UV Fe II emission, and an AGN with an unexplained and very strange continuum shape.

### 1. Introduction

The Sloan Digital Sky Survey (York et al. 2000; Fukugita et al. 1996; Gunn et al. 1998; Hogg et al. 2001; Stoughton et al. 2002; Smith et al. 2002; Pier et al. 2003) is obtaining optical spectra for  $\sim 10^5$  quasars over  $\sim \frac{1}{4}$  of the entire sky. Through careful target selection (Richards et al. 2002) and sheer size, the SDSS includes numerous AGN with unconventional properties. The high-quality, moderate-resolution SDSS spectra can be used to set the stage for the detailed multiwavelength studies often needed to understand interesting quasar subclasses. We illustrate this fact using several unusual AGN included in the SDSS Second Data Release (Abazajian et al. 2004).

## 2. The first He II $\lambda 1640$ broad absorption line quasar

Although broad absorption line (BAL) quasar outflows are known to include highly ionized gas (e.g., Telfer et al. 1998), He II absorption had not been detected in them until this meeting (see Maiolino et al. 2004 for the second case). Figure 1 shows SDSS J162805.81+474415.6, a  $z=1.597$  quasar with an outflow at  $v=8000 \text{ km s}^{-1}$  seen in C IV and He II  $\lambda 1640$ . He II  $\lambda 1640$  is analogous to H I  $\lambda 6563$  ( $H\alpha$ ) since it is the  $n=2\leftrightarrow 3$  transition. The agreement between the velocity profiles of the C IV and the putative He II absorption is not exact, but is within the range of variation seen between troughs of different ions in BAL quasars (e.g., Arav et al. 2001). There is also a narrow system at  $z=1.4967$  ( $v=11800 \text{ km s}^{-1}$ ) seen in C IV, Al II, Fe II and Mg II and an intervening, narrow Fe II+Mg II system at  $z = 0.9402$ .

There are two other possible explanations for this trough. First, it could be due to Al III at  $v=46000 \text{ km s}^{-1}$ ; the lack of accompanying Mg II absorption would not be unprecedented (Hall et al. 2002). Detection of C IV absorption at  $3450 \text{ \AA}$  would confirm this hypothesis. Second, two SDSS quasars have Mg II absorption extending  $\simeq 1500 \text{ km s}^{-1}$  redward of the systemic redshift (Hall et al. 2002); by analogy, this trough could be C IV redshifted by  $\simeq 7000 \text{ km s}^{-1}$  (without accompanying Mg II). That is an implausibly large velocity in terms of the redshifted absorption models discussed in Hall et al. (2002), but definitively ruling out this possibility

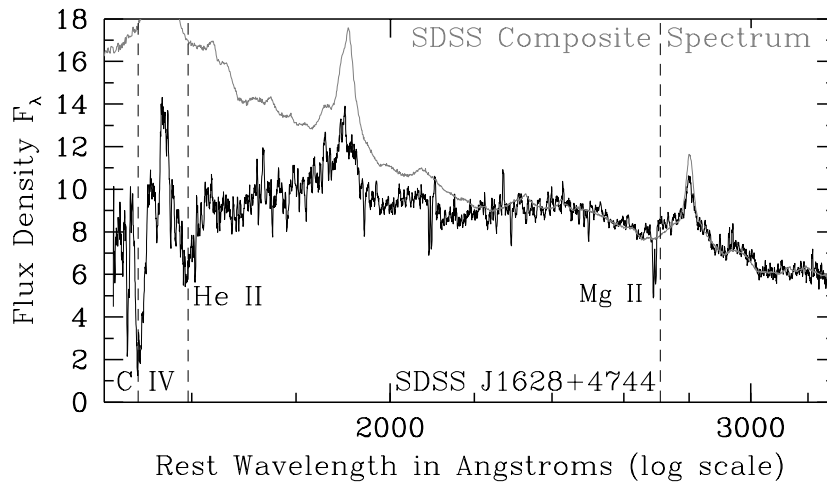


Figure 1. The first He II BAL quasar, SDSS J1628+4744. The ordinate in this and all subsequent figures is flux density  $F_\lambda$  in units of  $10^{-17} \text{ ergs cm}^{-2} \text{ s}^{-1} \text{ \AA}^{-1}$ .

requires spectroscopy at  $<3800 \text{ \AA}$  to search for redshifted Si IV and N V.

BAL quasars are thought to have large columns of highly ionized gas which absorb X-ray but not UV photons (e.g., Chartas et al. 2002). If the absorbing gas is modeled as a slab whose illuminated face has ionization parameter  $U$  (photon to H I+H II density ratio), then the front of the slab is a He III zone of equivalent column  $N_H \simeq 10^{21.8} U$ , followed by a He II zone of column  $N_H \simeq 10^{22.7} U$  and a He I+H II zone of column  $N_H \simeq 10^{23} U$  (Wampler et al. 1995). In this object we measure  $N_{\text{HeII},n=2} \geq 10^{15} \text{ cm}^{-2}$  (the lower limit applies if the trough is saturated). In the He II zone,  $N_{\text{HeII}} \simeq 0.1 N_H$ , so as few as 1 in  $10^{6.7} U$  He II ions in the  $n=2$  state would explain the observed He II  $\lambda 1640$  absorption. But normal BAL quasar outflows do not show such absorption, and so must have an even smaller He II  $n=2$  population. The two candidate He II BAL quasars known could differ from the norm either by having extremely high ionization parameters  $U \gg 10$  (from gas at exceptionally small distances) or, more probably, high densities  $n_e \gg 10^{10}$  throughout the He II region, such that collisional excitation of the  $n=2$  state is non-negligible (Wampler et al. 1995). Densities of at least  $10^{10.5} \text{ cm}^{-3}$  are known to exist in BAL outflows (Hall & Hutsemékers 2003).

A full understanding of He II BALs will require photoionization modeling, preferably in conjunction with wider wavelength coverage spectroscopy.

### 3. Quasars with very strong and narrow UV Fe II emission

Fe II emission is very important to the energy balance of AGN broad emission line regions (BELRs), but theoretical models have difficulty reproducing the strength and shape of the observed Fe II complexes. Bright objects with strong, narrow Fe II are thus extremely useful for refining models and defining the areas of parameter space occupied by BELRs. Figure 2 shows two such objects from the SDSS. The very weak optical Fe II emission in SDSS J1408+5152 confirms that the UV and optical emission strengths of Fe II can be highly anticorrelated in individual objects (Shang et al. 2003).

Even more interesting is SDSS J091103.49+444630.4 (Figure 3). It shows Fe II emission and self-absorption only in transitions involving lower energy levels  $\leq 1 \text{ eV}$  above ground (UV78 at  $\lambda \simeq 3000 \text{ \AA}$  has its lower level at 1.7 eV, and is at best very weak). The spectrum can be explained as a reddened continuum plus indirect (scattered) light from a low-temperature BAL outflow (Figure 3c). Normally, such scattered emission is swamped by the direct spectrum, but it is entirely plausible that the direct spectrum could be obscured in 1 out of 10,000 quasars. Alternatively, it may

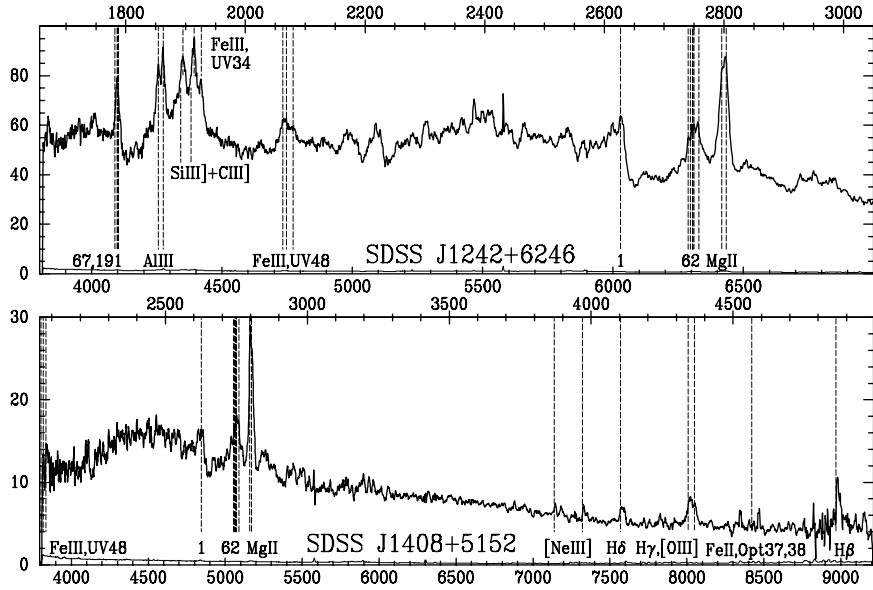
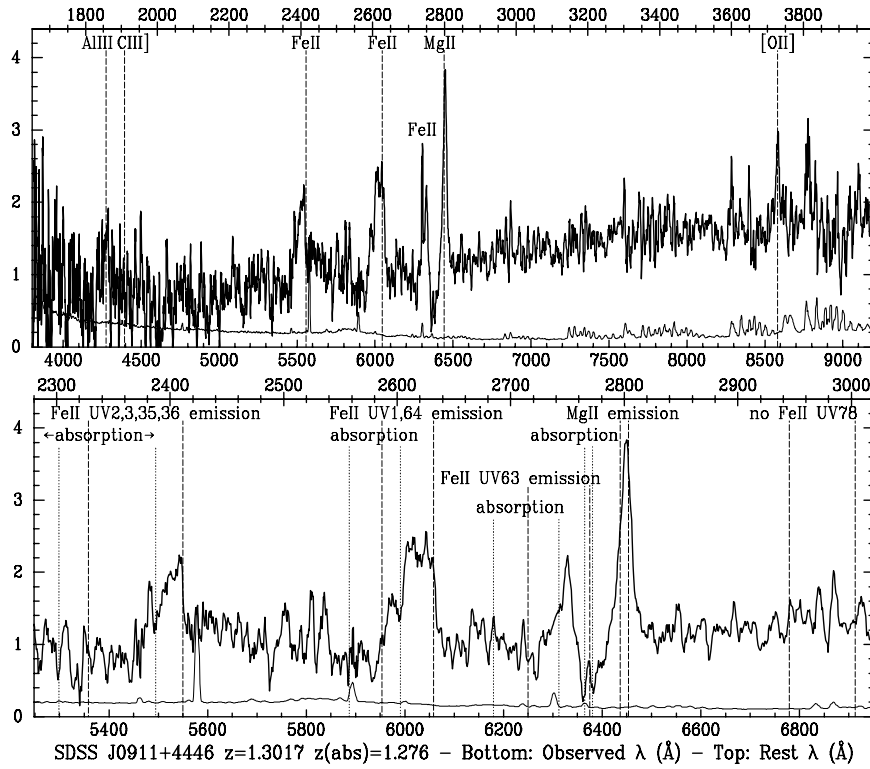


Figure 2. SDSS spectra of quasars with extremely strong, narrow UV Fe II emission: a) SDSS J124244.37+624659.2; b) SDSS J140851.67+515217.4. Numbers indicate the ultraviolet Fe II multiplets responsible for the emission at the wavelengths plotted.

be a quasar where the Fe II emission is powered only by photoionization, and thus closely matches theoretical expectations (Baldwin et al. 2004). Improved spectra are needed to discriminate between these hypotheses.

#### 4. A REAL mystery object

Lastly, we present SDSS J073816.91+314437.2 (Figure 4). This object is optically unresolved and was targeted only as a faint radio source. Its redshift is probably  $z=2.0127$ , from narrow C IV and Si IV absorption, with similar absorption systems at  $z=2.0097$  and  $z=1.9575$  (insets), and must be  $z \leq 2.4$ , from the observed lack of Ly $\alpha$  forest absorption. But even though we know its redshift, we have no clear understanding of the spectrum of SDSS J0738+3144. Our best guess is that the spectrum contains broad, blueshifted emission in Mg II, Fe III  $\lambda\lambda 2080$  (UV48), C III]+Fe III  $\lambda\lambda 1915$  (UV34), and possibly C IV, plus BAL troughs of C IV, Al III and Mg II outflowing at  $37,000 \text{ km s}^{-1}$  to explain the dips observed at 4100, 4900 and  $7400 \text{ \AA}$ . UV and NIR spectroscopy are needed to determine if idea is correct, but the universe clearly contains some very unconventional AGN!



SDSS J0911+4446  $z=1.3017$   $z(\text{abs})=1.276$  – Bottom: Observed  $\lambda$  ( $\text{\AA}$ ) – Top: Rest  $\lambda$  ( $\text{\AA}$ )

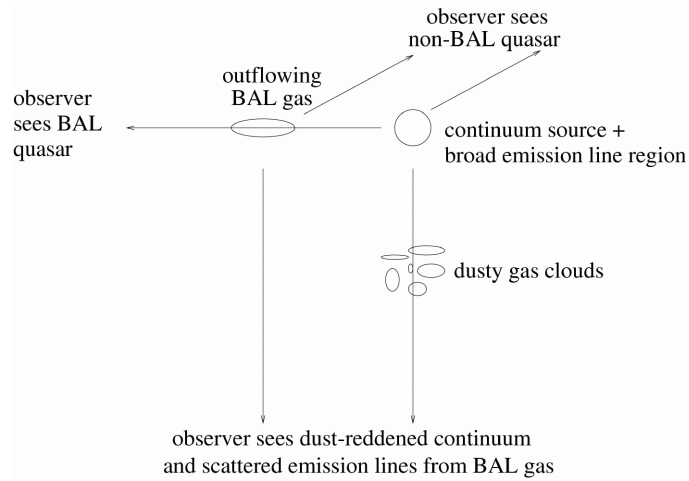


Figure 3. Top: the unusual Fe II emitter SDSS J0911+4446. Middle: closeup of its spectrum shows Fe II multiplet emission at  $z=1.3017$  (between dashed lines) and absorption at  $z=1.276$  (between dotted lines). Bottom: a possible explanation wherein a strongly reddened continuum allows Fe II emission scattered from a BAL outflow to be detected.

6

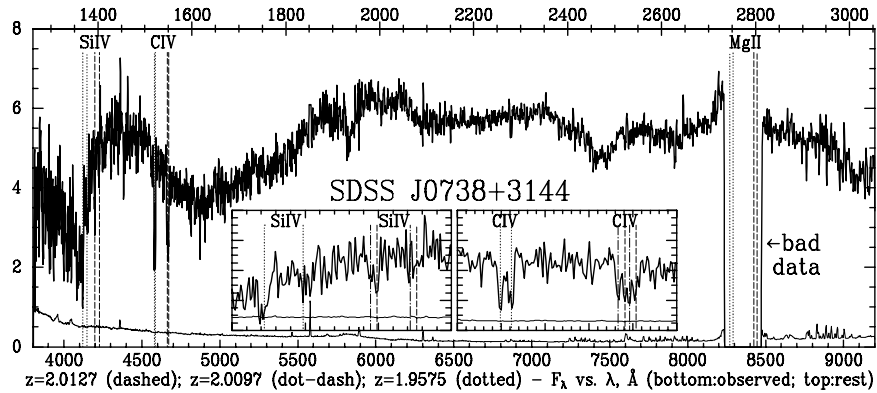


Figure 4. SDSS spectrum of SDSS J0738+3144, smoothed by a 3-pixel-wide boxcar. The insets show regions of Si IV and C IV absorption near the presumed redshift of  $z \approx 2$ .

## Acknowledgments

Funding for the SDSS (<http://www.sdss.org/>) has been provided by the Alfred P. Sloan Foundation, NASA, the NSF, the U.S. DOE, the Japanese Monbukagakusho, the Max Planck Society & the Participating Institutions (for whom the Astrophysical Research Consortium manages the SDSS): U. Chicago, Fermilab, Institute for Advanced Study, Japan Participation Group, Johns Hopkins U., Los Alamos National Laboratory, Max-Planck-Institute for Astronomy, Max-Planck-Institute for Astrophysics, New Mexico State U., U. Pittsburgh, Princeton U., U.S. Naval Observatory & U. Washington.

## References

1. K. Abazajian *et al.*, 2004, *AJ*, submitted (astro-ph/0403325)
2. N. Arav *et al.*, 2001, *ApJ*, 561, 118
3. J. Baldwin *et al.*, 2004, to appear in *AGN Physics with the Sloan Digital Sky Survey* (ASP: San Francisco), ed. G. Richards & P. Hall
4. M. Fukugita *et al.*, 1996, *AJ*, 111, 1748
5. J. Gunn *et al.*, 1998, *AJ*, 116, 3040
6. P. Hall *et al.*, 2002, *ApJS*, 141, 267
7. P. Hall & D. Hutsemékers 2003, in *Active Galactic Nuclei from Central Engine to Host Galaxy* (ASP: San Francisco), ed. S. Collin *et al.*, 209
8. D. Hogg *et al.*, 2001, *AJ*, 122, 2129
9. R. Maiolino *et al.*, 2004, *A&A*, in press (astro-ph/0312402)
10. J. Pier *et al.*, 2003, *AJ*, 125, 1559
11. G. Richards *et al.*, 2002, *AJ*, 123, 2945
12. Z. Shang *et al.*, 2003, *ApJ*, 586, 52
13. J. Smith *et al.*, 2002, *AJ*, 123, 2121
14. C. Stoughton *et al.*, 2002, *AJ*, 123, 485
15. E. Wampler, N. Chugai & P. Petitjean, 1995, *ApJ*, 443, 586
16. D. York *et al.*, 2000, *AJ*, 120, 1579