

INTEGRAL OBSERVATIONS OF THE LARGE MAGELLANIC CLOUD REGION

S.Mereghetti¹, D.Götz¹, A.Paizis¹, A.Pellizzoni¹, S.Vercellone¹, N.J.Westergaard², O.Vilhu³,
T.Belloni⁴, R.Walter⁵, T.Courvoisier⁵, K.Ebisawa⁵, P.Kretschmar⁵, L.Stella⁶, J.-P.Swings⁷,
J.Knödseder⁸, A.Dean⁹, A.Strong¹⁰, P.Hakala¹¹, and A.Zdziarski¹²

¹ Istituto di Astrofisica Spaziale e Fisica Cosmica, Sezione di Milano G.Occhialini, CNR, Italy

² Danish Space Research Institute Copenhagen, Denmark

³ Observatory University of Helsinki, Finland

⁴ INAF - Osserv. Astronomico di Brera, Italy

⁵ INTEGRAL Science Data Center, Versoix, Switzerland

⁶ INAF - Osserv. Astronomico di Roma, Monteporzio, Italy

⁷ Institut d'Astrophysique et de Geophysique, Liege, Belgium

⁸ CESR, Toulouse, France

⁹ Southampton University, United Kingdom

¹⁰ MPE, Garching, Germany

¹¹ Tuorla Observatory, Turku, Finland

¹² N.Copernicus Astronomical Ctr., Warsaw, Poland

ABSTRACT

We present the preliminary results of the INTEGRAL survey of the Large Magellanic Cloud. The observations have been carried out in January 2003 (about 10^6 s) and January 2004 (about 4×10^5 s). Here we concentrate on the bright sources LMC X-1, LMC X-2, LMC X-3 located in our satellite galaxy, and on the serendipitous detections of the Galactic Low Mass X-ray Binary EXO 0748–676 and of the Seyfert 2 galaxy IRAS 04575–7537.

Key words: Black hole candidates, Seyfert 2 galaxies, Magellanic Clouds.

1. INTRODUCTION

The Large Magellanic Cloud (LMC), with an angular extent of $\sim 10^\circ \times 5^\circ$ well matched to the fields of view of the IBIS (Ubertini et al., 2003) and SPI (Vedrenne et al., 2003) instruments, is an ideal target to exploit the multiplexing capabilities of INTEGRAL.

Being the closest galaxy ($d \sim 54$ kpc), the LMC has always been a primary target for all X-ray and γ -ray missions. It contains a few luminous X-ray binaries, that have been extensively studied in X-rays, but for which little information has been obtained above ~ 20 -30 keV. Besides giving information on the brightest sources, an INTEGRAL survey of the LMC should allow studies of diffuse emission, and to discover new fainter hard X-ray sources.

INTEGRAL observed the LMC for about 1 Msec in January 2003 and for about 400 ksec in January 2004. Fig.1 shows the images of the LMC field obtained with the JEM-X instrument (Lund et al., 2003) in the energy ranges 3-5 keV and 5-10 keV.

Here we present the preliminary results on the brightest sources detected in this field with IBIS: the black hole candidate LMC X-1, the Low Mass X-ray Binary EXO 0748–676, and the AGN IRAS 04575–7537. The two latter sources do not belong to the LMC, but were serendipitously detected in the large IBIS field of view. As can be seen in Fig.1, also LMC X-2, LMC X-3 and LMC X-4¹ were clearly detected. LMC X-2 is a Low Mass X-ray Binary containing a neutron star, and the only Z-type source known out of our Galaxy (Smale et al., 2003). LMC X-3 is a persistent black hole candidate (Cowley et al., 1983) which spends most of the time in a soft spectral state, with a very faint power law tail at high energies. Due to their soft spectrum and relatively low flux, LMC X-2 and LMC X-3 were not detected in the preliminary analysis of the IBIS data carried out to date.

2. LMC X-1

LMC X-1 is a persistent black hole candidate (BHC) with an accurately measured mass function ($0.14 M_{sun}$, Hutchings et al. (1987)). The most likely mass for the compact object is $\sim 4 M_{sun}$. To

¹we will not report on LMC X-4 since the data rights for this source belong to a different group

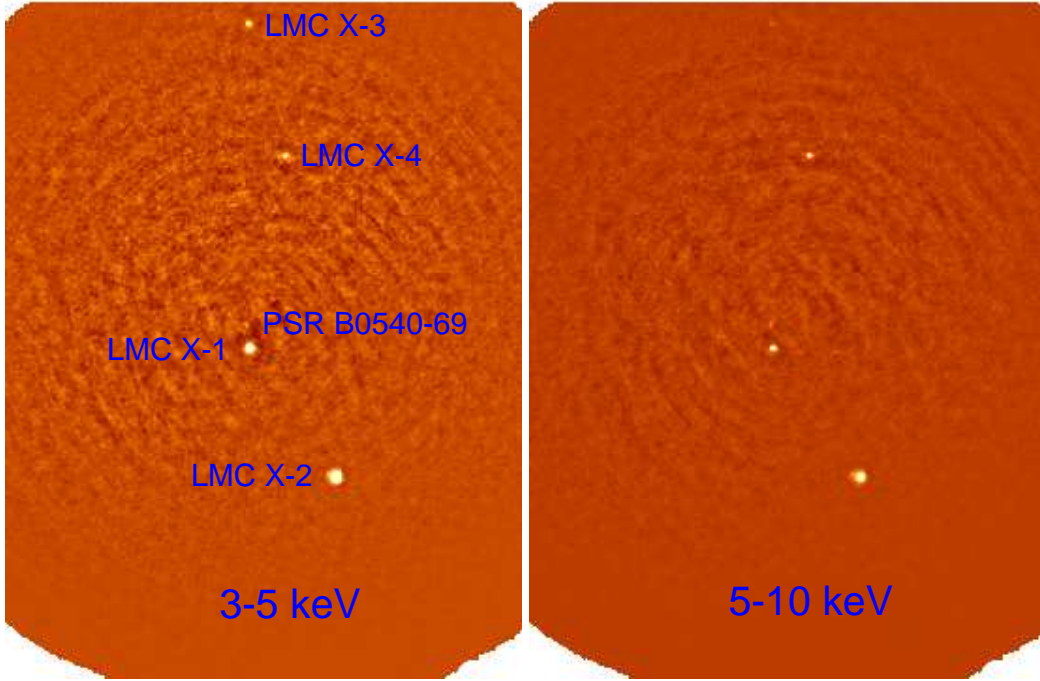


Figure 1. Mosaics of the JEM-X observations of the LMC field performed in January 2003.

date, this BHC has always been found in a typical high/soft state with luminosity $L_X \sim 2 \cdot 10^{38} \text{ erg s}^{-1}$ and a spectrum well described by a disk-blackbody component with rather constant temperature $\sim 0.9 \text{ keV}$ plus a variable, steep power-law tail with photon index $\Gamma \sim 2.5\text{--}3$ (Ebisawa et al., 1989; Haardt et al., 2001).

Previous high-energy observations detected LMC X-1 up to $\sim 60 \text{ keV}$, but they were carried out with non-imaging instruments and might have suffered from confusion problems, in particular due to the nearby radio pulsar PSR 0540–69, which lies at an angular distance of $\sim 25 \text{ arcmin}$. With ISGRI we obtained the first images of LMC X-1 above 20 keV (see Fig.2).

We performed a joint spectral analysis of the 2003 data from ISGRI and JEM-X. The resulting spectrum is shown in Fig.3. The best fit parameters for a model composed by a disk blackbody (Mitsuda et al., 1984) plus a power-law ($kT_{in} = 1.9 \pm 0.5 \text{ keV}$, photon index = 2.7 ± 0.4) are quite different from those found in previous observations of this source. This might simply reflect systematics in the low energy calibration currently available for JEM-X.

3. EXO 0748–676

EXO 0784–676 is a dipping Low Mass X-ray Binary containing a neutron star. It has been extensively studied at low energies ($< 10 \text{ keV}$), where it shows all types of variability typical of the different kinds of LMXRB: eclipses, dips, flares and Type I bursts

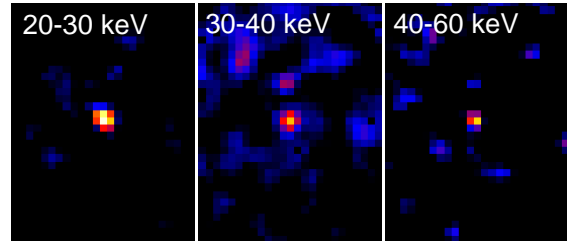


Figure 2. Images of the region of LMC X-1 obtained with ISGRI in different energy ranges. Each image has a size of $\sim 5^\circ \times 5^\circ$

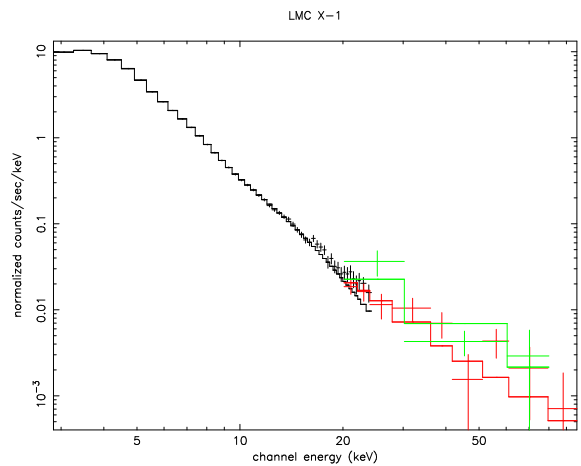


Figure 3. Combined JEM-X, IBIS/ISGRI and SPI energy spectrum of LMC X-1. The best fit parameters are $kT_{in} = 1.9 \pm 0.5 \text{ keV}$ and photon index 2.7 ± 0.4




Figure 4. ISGRI images of EXO 0748–676 in different energy ranges. Each image has a size of $\sim 5^\circ \times 5^\circ$.

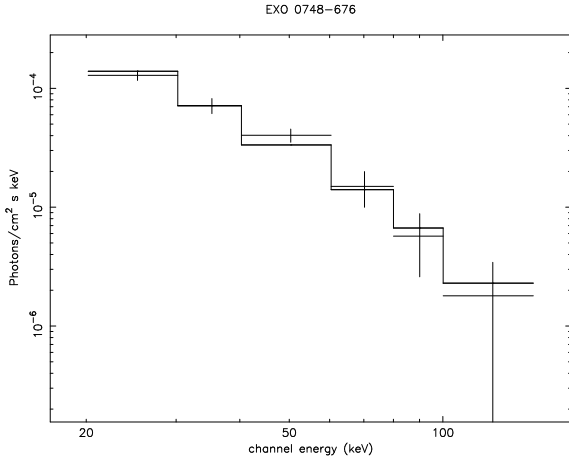


Figure 5. IBIS/ISGRI energy spectrum of EXO 0748–676.

(Homan et al., 2003). This source is not located in the LMC, but falls serendipitously in the IBIS field of view of our observations, and, despite its rather large off-axis angle it has been detected in all the energy bands of our ISGRI mosaic (see Fig.4).

Fig.5 shows its spectrum as measured with ISGRI. It is well fit by a cut-off power law with photon index ~ 1.4 and $E_c=50$ keV. The time averaged flux in the 20-100 keV range was 2×10^{-10} erg cm^{-2} s^{-1} , about 40% lower than that measured by the BeppoSAX PDS instrument in November 2000 (Sidoli et al., 2004).

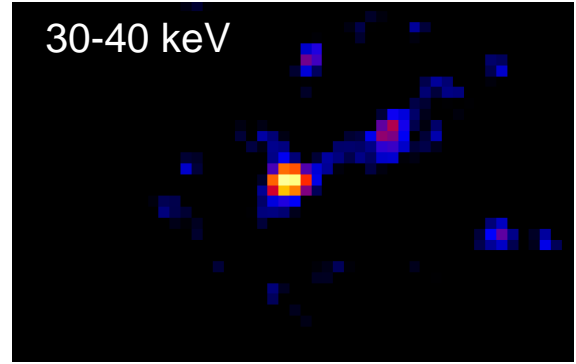


Figure 6. ISGRI image of the Seyfert 2 galaxy IRAS 04575–7537.

4. IRAS 04575–7537

IRAS 04575–7537 is a background AGN falling in the LMC field. It is associated with a rather bright barred spiral Galaxy at redshift $z=0.0184$ and showing a strong infrared emission (Hewitt & Burbidge, 1991). IRAS 04575–7537 was first detected in the X-ray range with HEAO-1, and later observed with ROSAT, GINGA and ASCA (Vignali et al., 1998). It is classified as a Seyfert 2 galaxy.

In our observations it was quite faint (~ 3 mCrab) and detected with a signal to noise of 7 in the two lower energy bands of the ISGRI mosaic. We have derived two spectral points and an upper limit, which represent the first measurement of this AGN at these energies. The flux is about 1.1×10^{-11} erg cm^{-2} s^{-1} (20-40 keV). Extrapolating the observed spectrum to higher energies would imply a 20-100 keV luminos-

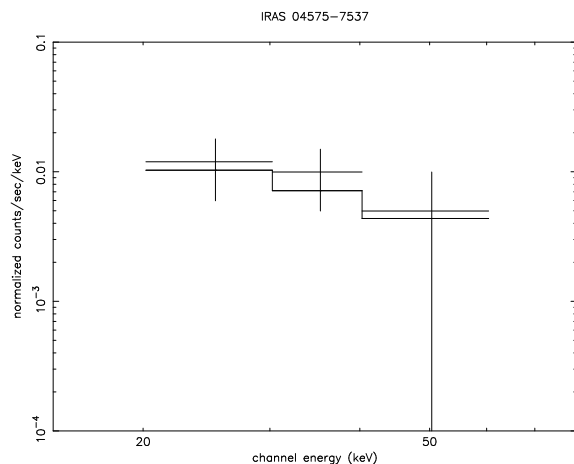


Figure 7. ISGRI energy spectrum of IRAS 04575-7537. It can be fit by a power law with photon index ~ 1.5 .

ity of 5×10^{43} erg s^{-1} , comparable to that in the far infrared band (Ward & Morris, 1984).

ACKNOWLEDGMENTS

This work has been partly funded by ASI.

REFERENCES

- Cowley et al., 1983, ApJ 272, 118
 Ebisawa et al., 1989, PASJ 41, 519
 Haardt F. et al., 2001, ApJSuppl 133, 187
 Hewitt A. & Burbidge G. 1991, ApJSS 75, 297
 Homan J. et al. 2003, A&A 412, 799
 Hutchings J.B. et al., 1987, AJ 94, 340
 Lund N., Budtz-Jorgensen C., Westergaard N.J., et al. 2003, A&A 411, L231
 Mitsuda K. et al. 1984, PASJ 36, 741
 Sidoli L. et al. 2004, these proceedings
 Smale A.P. et al. 2003, ApJ 590, 1035
 Ubertini P., Lebrun F., Di Cocco G., et al. 2003, A&A 411, L131
 Vedrenne G., Roques J.-P., Schönfelder V., et al. 2003, A&A 411, L63
 Vignali C. et al. 1998, A&A 333, 411
 Ward M.J. & Morris S.L. 1984, MNRAS 207, 867