

THE NON-RELATIVISTIC EVOLUTION OF GRBS 980703 AND 970508: BEAMING-INDEPENDENT CALORIMETRY

E. BERGER & S. R. KULKARNI

Division of Physics, Mathematics, and Astronomy, California Institute of Technology 105-24, Pasadena, CA 91125

D. A. FRAIL

National Radio Astronomy Observatory, P. O. Box O, Socorro, NM 87801

Draft version July 19, 2018

ABSTRACT

We use the Sedov-Taylor self-similar solution to model the radio emission from the γ -ray bursts (GRBs) 980703 and 970508, when the blastwave has decelerated to non-relativistic velocities. This approach allows us to infer the energy independent of jet collimation. We find that for GRB 980703 the kinetic energy at the time of the transition to non-relativistic evolution, $t_{\text{NR}} \approx 40$ d, is $E_{\text{ST}} \approx (1-6) \times 10^{51}$ erg. For GRB 970508 we find $E_{\text{ST}} \approx 3 \times 10^{51}$ erg at $t_{\text{NR}} \approx 100$ d, nearly an order of magnitude higher than the energy derived in Frail, Waxman & Kulkarni (2000). This is due primarily to revised cosmological parameters and partly to the maximum likelihood fit we use here. Taking into account radiative losses prior to t_{NR} , the inferred energies agree well with those derived from the early, relativistic evolution of the afterglow. Thus, the analysis presented here provides a robust, geometry-independent confirmation that the energy scale of cosmological GRBs is about 5×10^{51} erg, and additionally shows that the central engine in these two bursts did not produce a significant amount of energy in mildly relativistic ejecta at late time. Furthermore, a comparison to the prompt energy release reveals a wide dispersion in the γ -ray efficiency, strengthening our growing understanding that E_{γ} is not a reliable proxy for the total energy.

Subject headings: gamma-rays:bursts — radiation mechanisms:nonthermal — shock waves

1. INTRODUCTION

The two fundamental quantities in explosive phenomena are the kinetic energy, E_K , and the mass of the explosion ejecta, M_{ej} , or equivalently the expansion velocity, $\beta \equiv v/c$, or Lorentz factor, $\Gamma = (1 - \beta^2)^{-1/2}$. Together, these gross parameters determine the appearance and evolution of the resulting explosion. Gamma-ray bursts (GRBs) are distinguished by a highly relativistic initial velocity, $\Gamma_0 \gtrsim 100$, as inferred from their non-thermal prompt emission (Goodman 1986; Paczynski 1986). For the range of γ -ray isotropic-equivalent energies observed in GRBs, $E_{\gamma, \text{iso}} \sim 10^{51} - 10^{54}$ erg (Bloom, Frail & Sari 2001), this indicates $M_{\text{ej}} \sim 10^{-5} - 10^{-3} M_{\odot}$, compared to several M_{\odot} in supernovae (SNe).

The true energy release of GRBs depends sensitively on the geometry of the explosion. For a collimated outflow (“jet”) with a half-opening angle θ_j , it is $E = f_b E_{\text{iso}}$, where $f_b \equiv [1 - \cos(\theta_j)]$ is the beaming fraction; the true ejecta mass is also a factor of f_b lower. Over the past several years there has been growing evidence for such collimated outflows coming mainly from achromatic breaks in the afterglow light curves (e.g., Kulkarni *et al.* 1999; Stanek *et al.* 1999). The epoch at which the break occurs, t_j , corresponds to the time at which the ejecta bulk Lorentz factor decreases below θ_j^{-1} (Rhoads 1999; Sari, Piran & Halpern 1999).

In this context, several studies have shown that the beaming-corrected energies of most GRBs, in both the prompt γ -rays and afterglow phase, are of the order of 10^{51} erg (Frail *et al.* 2001; Panaitescu & Kumar 2002; Berger, Kulkarni & Frail 2003; Bloom, Frail & Kulkarni 2003; Yost *et al.* 2003). The various analyses are sensitive to the energy contained in ejecta with different velocities, $\Gamma \gtrsim 100$ in the γ -rays, $\Gamma \gtrsim 10$ in the

early X-rays, and $\Gamma \gtrsim \text{few}$ in the broad-band afterglow. However, *none* are capable of tracing the existence and energy of non-relativistic ejecta.

Frail, Waxman & Kulkarni (2000) overcame this problem in the case of GRB 970508 by modeling the afterglow radio emission in the non-relativistic phase, thus inferring $E_K \approx 5 \times 10^{50}$ erg. This analysis has two significant advantages. First and foremost it is independent of jet collimation since the blastwave approaches spherical symmetry on the same timescale that it becomes non-relativistic (Livio & Waxman 2000). Second, this analysis relies on the simple and well-understood Sedov-Taylor dynamics of spherical blastwaves, as opposed to the hydrodynamics of spreading relativistic jets. In addition, the peak of the synchrotron spectrum on the relevant timescale lies in the radio band where the afterglow is observable for several hundred days.

Two recent developments make similar analyses crucial. We now recognize that some GRBs are dominated by mildly relativistic ejecta (Berger *et al.* 2003b). For example, for GRB 030329 the kinetic energy inferred from the afterglow emission, $E_K(\Gamma \sim \text{few}) \approx 5 \times 10^{50}$ erg (Berger *et al.* 2003b), was an order of magnitude higher than the γ -ray energy release (Price *et al.* 2003). Similarly, for GRB 980425 $E_{\gamma} \approx 8 \times 10^{47}$ erg (Galama *et al.* 1998; Pian *et al.* 2000) was about 1% of the relativistic kinetic energy of the associated SN 1998bw, $E_K \approx 10^{50}$ erg (Kulkarni *et al.* 1998; Li & Chevalier 1999). This begs the question, is there even more energy emerging from the engine, either at the time of the burst or later on, at non-relativistic velocities?

Second, there is a growing interest in “unification models” for GRBs, X-ray flashes (XRFs) and core-collapse SNe of type Ib/c, relying primarily on energetics arguments. For example,

Lamb, Donaghy & Graziani (2004) argue that GRBs and XRFs share an energy scale of $\sim 10^{49}$ erg, and that all type Ib/c SNe give rise to GRBs or XRFs. Both conclusions result from significantly smaller values of θ_j compared to those inferred in the past, such that the energy scale, $\propto \theta_j^2$, is lower by a factor of ~ 100 and the true GRB rate, $\propto \theta_j^{-2}$, matches locally the type Ib/c SN rate. Given the important ramifications of the GRB energy scale for progenitor scenarios we would like to independently address the question: Is the energy scale of cosmic explosions 10^{49} erg, implicating all type Ib/c SNe in the production of GRBs, or does it cluster on $\sim 10^{51}$ erg?

The answer will also provide an independent confirmation of the jet paradigm by comparison to the isotropic-equivalent energies. This is crucial since other explanations for the light curve breaks have been suggested, including changes in the density of the circumburst medium, a transition to a non-relativistic evolution on the timescale of a few days (due to a high circumburst density), and changes in the energy spectrum of the radiating electrons (Dai & Lu 2001; Panaitescu 2001; Wei & Lu 2002).

Here we address the possibility of significant contribution from non-relativistic ejecta and robustly determine the energy scale of GRBs independent of geometrical assumptions, using Very Large Array¹ radio observations of the afterglows of GRBs 970508 and 980703 in the non-relativistic phase. We generally follow the treatment of Frail, Waxman & Kulkarni (2000), but unlike these authors we carry out a full least-squares fit to the data.

2. THE NON-RELATIVISTIC BLASTWAVE AND FIREBALL CALORIMETRY

The dynamical evolution of an ultra-relativistic blastwave expanding in a uniform medium (hereafter, *ISM*) is described in terms of its Lorentz factor, $\Gamma = (17E_{\text{iso}}/8\pi n m_p c^2 r^3)^{1/2}$, where r is the radius of the blastwave and n is the number density of the circumburst medium (Blandford & McKee 1976). This, along with the relation for the observer time, which for the line of sight to the center of the blastwave is $t \approx r/8\Gamma^2 c$ (e.g., Sari 1997), determines the evolution of the radius and Lorentz factor. For a spherical blastwave the expansion will eventually become non-relativistic on a timescale², $t_{\text{NR}} \approx 65(E_{\text{iso},52}/n_0)^{1/3}$ d, determined by the condition that the mass swept up by the blastwave, $M_{\text{sw}} \approx E_{\text{iso}}/c^2$, where M_{sw} .

An initially collimated outflow becomes non-relativistic at $t_{\text{NR}} \approx 40(E_{\text{iso},52}/n_0)^{1/4} t_{j,d}^{1/4}$ d (Livio & Waxman 2000). Moreover, as the jet expands sideways (at $t \gtrsim t_j$) the outflow approaches spherical symmetry on a timescale, $t_s \approx 150(E_{\text{iso},52}/n_0)^{1/4} t_{j,d}^{1/4}$ d, similar to t_{NR} . Thus, regardless of the initial geometry of the outflow the non-relativistic expansion is well-approximated as a spherical outflow. We note that this discussion can be generalized to a range of radial density profiles. Here, in addition to the *ISM* model, we focus on a density profile, $\rho = Ar^{-2}$ (hereafter, *Wind*), appropriate for mass loss with a constant rate, \dot{M}_w , and speed, v_w (Chevalier & Li 2000).

Following the transition to non-relativistic expansion, the dy-

namical evolution of the blastwave is described by the Sedov-Taylor self-similar solution (Sedov 1946; von Neumann 1947; Taylor 1950). In this case the radius of the shock is given by $r \propto (E_{\text{ST}} t^2/A)^{1/(5-s)}$, with $\rho = Ar^{-s}$. Thus, in the *ISM* case $r \propto (E_{\text{ST}} t^2/nm_p)^{1/5}$, while in the *Wind* case $r \propto (E_{\text{ST}} t^2/A)^{1/3}$. The constant of proportionality, $\xi(\hat{\gamma})$, depends on the adiabatic index of the gas, $\hat{\gamma}$, and is equal to 1.05 in the *ISM* case and 0.65 in the *Wind* case for $\hat{\gamma} = 13/9$. The latter is appropriate for pressure equilibrium between relativistic electrons and non-relativistic protons³ (Frail, Waxman & Kulkarni 2000). The circumburst material shocked by the blastwave is confined downstream to a thin shell of width r/η , with $\eta \approx 10$.

To calculate the synchrotron emission emerging from this shock-heated material we make the usual assumptions. First, the relativistic electrons are assumed to obey a power-law distribution, $N(\gamma) \propto \gamma^{-p}$ for $\gamma \geq \gamma_m$. Second, the energy densities in the magnetic field and electrons are assumed to be a non-varying fraction (ϵ_B and ϵ_e , respectively) of the shock energy density. Coupled with the synchrotron emissivity and taking into account self-absorption, the flux received by an observer at frequency ν and time t is given by (e.g., Frail, Waxman & Kulkarni 2000):

$$F_\nu = F_0(t/t_0)^{\alpha_F} [(1+z)\nu]^{5/2} (1-e^{-\tau}) f_3(\nu/\nu_m) f_2^{-1}(\nu/\nu_m), \quad (1)$$

the optical depth is given by:

$$\tau_\nu = \tau_0(t/t_0)^{\alpha_\tau} [(1+z)\nu]^{-(p+4)/2} f_2(\nu/\nu_m), \quad (2)$$

and the function

$$f_l(x) = \int_0^x F(y) y^{(p-l)/2} dy. \quad (3)$$

Here, $\nu_m = \nu_0(t/t_0)^{\alpha_m} / (1+z)$ is the synchrotron peak frequency corresponding to electrons with $\gamma = \gamma_m$, $F(y)$ is given in e.g., Rybicki & Lightman (1979), and the temporal indices α_F , α_τ and α_m are determined by the density profile of the circumburst medium. In the *ISM* case $\alpha_F = 11/10$, $\alpha_\tau = 1 - 3p/2$, and $\alpha_m = -3$, while in the *Wind* case $\alpha_F = 11/6$, $\alpha_\tau = -1 - 7p/6$, and $\alpha_m = -7/3$ (Waxman 2004a). Equations 1–3 include the appropriate redshift transformations to the rest-frame of the burst.

Based on the temporal scalings the synchrotron flux in the optically-thin regime ($\nu \gg \nu_m, \nu_a$) evolves as $F_\nu \propto t^{(21-15p)/10}$ (*ISM*) or $F_\nu \propto t^{(5-7p)/6}$ (*Wind*); here the synchrotron self-absorption frequency, ν_a , is defined by the condition $\tau_\nu(\nu_a) = 1$. Thus, for $\nu \gg \nu_m, \nu_a$ the transition to non-relativistic expansion is manifested as a steepening of the light curves at t_{NR} if the outflow is spherical (Sari, Piran & Narayan 1998; Chevalier & Li 2000), or a flattening if the outflow was initially collimated (Sari, Piran & Halpern 1999). Below, we use this behavior to estimate t_{NR} for GRBs 980703 and 970508/

In §3 and §4 we use the temporal decay indices and Equations 1–3 to carry out a least-squares fit to the data at $t > t_{\text{NR}}$ with the free parameters F_0 , τ_0 , ν_0 and p . These parameters are in turn used to calculate the physical parameters of interest,

¹The VLA is operated by the National Radio Astronomy Observatory, a facility of the National Science Foundation operated under cooperative agreement by Associated Universities, Inc.

²Here and throughout the paper we use the notation $q = 10^q q_x$.

³The relative pressure between the protons and relativistic electrons depends on the fraction of energy in relativistic electrons, ϵ_e . If this fraction is low, the pressure may be dominated by the non-relativistic protons in which case $\hat{\gamma} = 5/3$. As we show below, ϵ_e for both GRB 980703 and GRB 970508 is in the range ~ 0.1 to 0.5 and thus $\hat{\gamma} = 13/9$ is applicable.

namely r , n_e , γ_m and B ; $n_e \approx (\eta/3)n$ is the shocked electron density (Frail, Waxman & Kulkarni 2000). Since only three spectral parameters are available, this leaves the radius unconstrained and thus,

$$B = 11.7(p+2)^{-2} F_{0,-52}^{-2} (r_{17}/d_{28})^4 \text{ G}, \quad (4)$$

$$\gamma_m = 6.7(p+2) F_{0,-52} \nu_{0,9}^{1/2} (r_{17}/d_{28})^{-2}, \quad (5)$$

$$n_e = 3.6 \times 10^{10} c_n \eta_1 F_{0,-52}^3 \nu_{0,9}^{(1-p)/2} \tau_{0,32} r_{17}^{-1} (r_{17}/d_{28})^{-6} \text{ cm}^{-3}, \quad (6)$$

$$c_n = (1.67 \times 10^3)^{-p} (5.4 \times 10^2)^{(1-p)/2} (p+2)^2/(p-1). \quad (7)$$

In the *Wind* model, the density is appropriate at $r_{\text{ST}} \equiv r(t_{\text{NR}})$, i.e., $\rho(r) = nm_p(r/r_{\text{NR}})^{-2}$.

To determine the radius of the blastwave a further constraint is needed. We note that the energy contained in the electrons and magnetic field cannot exceed the thermal energy of the Sedov-Taylor blastwave, which accounts for about half of the total energy (Frail, Waxman & Kulkarni 2000). The energy in the electrons is given by $E_e = [(p-1)/(p-2)]n_e\gamma_m m_e c^2 V$, while the energy in the magnetic field is $E_B = B^2 V/8\pi$; here $V = 4\pi r^3/3$ is the volume of the synchrotron emitting shell. Thus, using Equations 4–7 and the condition $E_e + E_B \leq E_{\text{ST}}/2$ we can constrain the range of allowed values of r . In the *ISM* model $E_{\text{ST}} = nm_p(r/1.05)^5 [t_{\text{NR}}/(1+z)]^{-2}$, while in the *Wind* model $E_{\text{ST}} = A(r/0.65)^3 [t_{\text{NR}}/(1+z)]^{-2}$.

With a constraint on the radius we can also ensure self-consistency by calculating the velocity of the blastwave when it enters the Sedov-Taylor phase, $v_{\text{ST}} = 2r(1+z)/5t_{\text{NR}}$ (*ISM*) or $v_{\text{ST}} = 2r(1+z)/3t_{\text{NR}}$ (*Wind*). We expect that roughly $v \sim c$. Finally, the isotropic-equivalent mass of the ejecta is given by $M_{\text{ej}} = 4\pi nm_p r_{\text{ST}}^3$ (*ISM*) or $4\pi A r_{\text{ST}}$ (*Wind*). The actual ejecta mass is reduced by a factor f_b relative to this value.

3. GRB 980703

In Figure 1 we plot the radio light curves of GRB 980703. The data are taken from Berger, Kulkarni & Frail (2001) and Frail *et al.* (2003). Two gross changes in the light curves evolution are evident: a flattening at $t \approx 40$ d at 4.9 and 8.5 GHz and a transition to a constant flux density at late time. The latter is due to radio emission from the host galaxy of GRB 980703 with flux densities at 1.4, 4.9 and 8.5 GHz of 65, 50 and 40 μJy , respectively (Berger, Kulkarni & Frail 2001). The flattening at $t \approx 40$ d marks the transition to non-relativistic evolution following a period of sideways expansion of the initially collimated outflow (Figure 1). A similar value, $t_{\text{NR}} \approx 30$ –50 d has been inferred by Frail *et al.* (2003) from tracking the evolution of the blastwave Lorentz factor in the relativistic phase. We therefore use here $t_{\text{NR}} = 40$ d.

We follow the method outlined in §2 using both the *ISM* and *Wind* cases. The results of both fits, shown in Figure 1, are overall indistinguishable. In what follows we quote the results of the *ISM* model. The best-fit parameters ($\chi_{\text{min}}^2 = 123$ for 45 degrees of freedom) are: $F_{0,-52} \approx 2.7$, $\tau_{0,32} \approx 80$, $\nu_{0,9} \approx 4.6$ and $p \approx 2.8$. The relatively large values of χ_{min}^2 is due primarily to fluctuations induced by interstellar scintillation, particularly at 4.9 GHz.

Using $d_{28} = d_{L,28}/(1+z)^{1/2} = 1.4$ ($z = 0.966$, $H_0 = 71 \text{ km s}^{-1}$

Mpc^{-1} , $\Omega_m = 0.27$ and $\Omega_\Lambda = 0.73$), and Equations 4–7 we find $B \approx 1.8 \times 10^{-2} r_{17}^4 \text{ G}$, $\gamma_m \approx 300 r_{17}^{-2}$, and $n_e \approx 4.9 \times 10^3 r_{17}^{-7} \text{ cm}^{-3}$. From these parameters we calculate $E_e \approx 3.4 \times 10^{51} r_{17}^{-6} \text{ erg}$, $E_B \approx 1.7 \times 10^{46} r_{17}^{11} \text{ erg}$, and $E_{\text{ST}} \approx 6.2 \times 10^{51} r_{17}^{-2}$. These results are plotted in Figures 2 and 3.

The range of blastwave radii allowed by the constraint $E_e + E_B \lesssim E_{\text{ST}}/2$ is $r_{17} \approx 1.05$ –2.5, resulting in a range of values for the Sedov-Taylor energy, $E_{\text{ST}} \approx (1-6) \times 10^{51} \text{ erg}$. Given the strong dependence on radius, the ratio of energy in the electrons to the energy in the magnetic field ranges from $\epsilon_e/\epsilon_B \approx 0.03$ – 9×10^4 , while the specific values range from $\epsilon_e \approx 0.01$ –0.45 and $\epsilon_B \approx 5 \times 10^{-6}$ –0.4. The circumburst density is in the range $n \approx 8$ – $3.5 \times 10^3 \text{ cm}^{-3}$, while the blastwave velocity is $\beta_{\text{ST}} \approx 0.8$ –1.9. Finally, the isotropic-equivalent mass of the ejecta ranges from $(1-40) \times 10^{-4} M_\odot$.

A comparison to the values derived by Frail *et al.* (2003) using modeling of the afterglow emission in the relativistic phase is useful. These authors find $n \approx 30 \text{ cm}^{-3}$, $\epsilon_e \approx 0.27$ and $\epsilon_B \approx 2 \times 10^{-3}$. Using the same density in our model (Figure 3), as required by the *ISM* density profile, gives a radius $r_{17} \approx 1.75$ and hence $\epsilon_e \approx 0.06$ and $\epsilon_B \approx 4 \times 10^{-3}$, in rough agreement; the energy is $E_{\text{ST}} \approx 2 \times 10^{51} \text{ erg}$.

If we assume alternatively that the energy in relativistic electrons and the magnetic field are in equipartition, we find $r_{17} \approx 2.05$. In this case, $E_{\text{ST}} \approx 1.5 \times 10^{51} \text{ erg}$, $n \approx 10 \text{ cm}^{-3}$, $B \approx 0.3 \text{ G}$, and $\epsilon_e = \epsilon_B = 0.03$.

4. GRB 970508

The non-relativistic evolution of GRB 970508 was studied by Frail, Waxman & Kulkarni (2000). These authors provide a rough model for the radio emission beyond $t_{\text{NR}} \approx 100$ d and argue that the constraint $E_e + E_B \lesssim E_{\text{ST}}/2$ requires the electron and magnetic field energy to be in equipartition, $\epsilon_e = \epsilon_B \approx 0.25$, with $E_{\text{ST}} \approx 4.4 \times 10^{50} \text{ erg}$. Here we perform a full least-squares fit, using $t_{\text{NR}} = 100$ d, and find somewhat different results. We use $t_{\text{NR}} \approx 100$ d, noting that for GRB 970508 the outflow appears to be weakly-collimated (Yost *et al.* 2003), and hence the transition is manifested as a mild steepening of the light curves (see §2).

The best-fit parameters in the *ISM* model⁴ ($\chi_{\text{min}}^2 = 164$ for 58 degrees of freedom) are: $F_{0,-52} \approx 38$, $\tau_{0,32} \approx 3.1 \times 10^{-3}$, $\nu_{0,9} \approx 3$ and $p \approx 2.17$. The large value of χ_{min}^2 is due primarily to interstellar scintillation.

In comparison, Frail, Waxman & Kulkarni (2000) use $F_{0,-52} \approx 41$, $\tau_{0,32} \approx 5.3 \times 10^{-3}$, $\nu_{0,9} \approx 9.5$, and they set $p = 2.2$; a solution with $\nu_{0,9} \approx 4.2$ is also advocated but it is not used to derive the physical parameters of the blastwave. The formal χ^2 values for these solutions are 225 and 254, respectively, somewhat worse than the solution found here.

As a result, we find that solutions away from equipartition are allowed. Adopting the cosmological parameters used by Frail, Waxman & Kulkarni (2000), $H_0 = 70 \text{ km s}^{-1} \text{ Mpc}^{-1}$, $\Omega_m = 1$ and $\Omega_\Lambda = 0$, we find $E_{\text{ST}} \approx (6-11) \times 10^{50} \text{ erg}$, a factor of about 20–100% higher than the values inferred by these authors.

Using the currently-favored cosmology (§3), we find instead that the distance to the burst is higher by about 30%, $d_{28} = 1.21$ compared to 0.94 (Frail, Waxman & Kulkarni 2000). The

⁴We do not consider the *Wind* case since in this model the observed decay rates at 4.9 and 8.5 GHz, $F_\nu \propto t^{-1.2}$, require $p \approx 1.7$ and hence an infinite energy. This can be avoided by assuming a break in the electron energy distribution at $\gamma_b > \gamma_m$ with a power law index $q > 2$, but we do not have the data required to constrain either γ_b or q .

change in distance has a significant effect on the derived parameters since $E_e \propto d^8$, $E_B \propto d^{-8}$ and $E_{ST} \propto n \propto d^6$. Thus, we find that the constraint on $E_e + E_B$ indicates $r_{17} \approx 3.7 - 5.9$ and therefore, $B \approx 0.04 - 0.25$ G, $\gamma \approx 65 - 165$ and $n \approx 0.4 - 10$ cm $^{-3}$. The Sedov-Taylor energy is $E_{ST} \approx (1.5 - 3.8) \times 10^{51}$ erg, while $\epsilon_e \approx 0.07 - 0.5$ and $\epsilon_B \approx 0.001 - 0.45$ (Figures 5 and 6). Assuming equipartition, we find $r_{17} = 5.3$, $E_{ST} = 1.8 \times 10^{51}$ erg, and $\epsilon_e = \epsilon_b = 0.11$. The derived energy is about a factor of four higher than the previous estimate (Frail, Waxman & Kulkarni 2000).

A comparison of our best-fit model with the flux of the afterglow in the optical R -band at $t = 110$ d, $F_{\nu,R} \approx 0.3$ μ Jy (Garcia *et al.* 1998), indicates a break in the spectrum. If we interpret this break as due to the synchrotron cooling frequency, above which the spectrum is given by $F_\nu \propto \nu^{-p/2}$, we find $\nu_c \approx 6 \times 10^{13}$ Hz. Since $\nu_c = 1.9 \times 10^{10} B^{-3} (t/110 \text{ d})^{-2}$ Hz we infer $B \approx 0.073$ G and hence $r_{17} = 4.3$, $E_{ST} = 2.8 \times 10^{51}$, $\epsilon_e = 0.25$ and $\epsilon_B = 8 \times 10^{-3}$. These values are in rough agreement with those inferred from modeling of the relativistic phase (Panaitescu & Kumar 2002; Yost *et al.* 2003), although our value of ϵ_B is somewhat lower.

5. RADIATIVE CORRECTIONS

The energies derived in §3 and §4 are in fact lower limits on the initial kinetic energy of the blastwave due to synchrotron radiative losses. These play a role primarily in the fast-cooling regime ($\nu_c \ll \nu_m$), which dominates in the early stages of the afterglow evolution (e.g., Sari, Piran & Narayan 1998).

Yost *et al.* (2003) estimate the time at which fast-cooling ends, $t_{cm} \approx 0.1$ and 1.4 days after the burst for GRB 970508 and GRB 980703, respectively. Using these values, and our best estimate of $\epsilon_e \approx 0.06$ (980703) and $\epsilon_e \approx 0.25$ (970508), we calculate the radiative corrections, $E \propto t^m$, going back from t_{NR} to about 90 s after the burst. Here $m \approx -17\epsilon/12$, with $\epsilon = \epsilon_e/(1 + 1.05\epsilon_e)$ for $t < t_{cm}$ and it is quenched by a factor $(\nu_m/\nu_c)^{(p-2)/2} < 1$ at later times. Thus, at low values of ϵ_e the radiative losses are negligible. The cutoff at 90 s corresponds to the approximate deceleration time of the ejecta, $t_{dec} \approx 90(E_{52}/n_0\Gamma_2^8)^{1/3}$ s.

We find that approximately 50% and 90% of the energy was radiated away before t_{NR} for GRBs 980703 and 970508, respectively. Thus, the initial kinetic energies are estimated to be 4×10^{51} erg and 3×10^{52} erg, respectively. The corrections from t_{NR} back to t_{cm} , 10% for GRB 980703 and 70% for GRB 970508, indicate $E_K \approx 2 \times 10^{51}$ and 9×10^{51} erg, respectively. Both estimates of the energy are in excellent agreement with those inferred from the relativistic evolution of the fireball at t_{cm} (Yost *et al.* 2003), $E_K \approx 3 \times 10^{51}$ erg (980703) and $E_K \approx 1.2 \times 10^{52}$ erg (970508).

6. DISCUSSION AND CONCLUSIONS

Analysis of the synchrotron emission from a GRB blastwave in the non-relativistic phase has the advantage that it is independent of geometry and is described by the well-understood Sedov-Taylor self-similar solution. Using this approach to model the late-time radio emission from GRBs 980703 ($t > 40$ d) and 970508 ($t > 100$ d) we infer kinetic energies in the range $(1 - 6) \times 10^{51}$ erg and $(1.5 - 4) \times 10^{51}$ erg, respectively. Including the effect of radiative losses starting at $t_{dec} \sim 90$ s, we find that the initial kinetic energies were about 4×10^{51} erg and

3×10^{52} erg, respectively.

The inferred kinetic energies confirm, independent of any assumptions about the existence or opening angles of jets, that the energy scale of GRBs is $\sim 5 \times 10^{51}$ erg. We therefore unambiguously rule out the recent claim of Lamb, Donaghy & Graziani (2004) that the energy scale of GRBs is of the order of 10^{49} erg. Since the claimed low energies were based on the apparent correlation between $E_{\gamma,iso}$ and the energy at which the prompt emission spectrum peaks, E_{peak} (Amati *et al.* 2002), we conclude that this relation, and the prompt emission in general, does not provide a reliable measure of the total energy. As a corollary, we rule out the narrow jet opening angles used by Lamb, Donaghy & Graziani (2004), $\theta_j \sim 0.1^\circ$ and thus confirm that the true GRB rate is significantly lower than the rate of type Ib/c SNe (Berger *et al.* 2003a).

Finally, the overall agreement between the energies derived here and those inferred from modeling of the relativistic phase of the afterglow indicates that the central engine in GRBs 980703 and 970508 did not produce a significant amount of energy in mildly relativistic ejecta ($\Gamma\beta \gtrsim 2$) at late time, $t \sim t_{NR}$. However, a comparison to the beaming-corrected γ -ray energies (Bloom, Frail & Kulkarni 2003), $E_\gamma \approx 1.1 \times 10^{51}$ erg (GRB 980703) and $E_\gamma \sim 10^{51}$ erg (GRB 970508) reveals that the efficiency of the blastwave in producing γ -rays, ϵ_γ , varies considerably: $\sim 20\%$ for GRB 980703, but only $\sim 3\%$ for GRB 970508. The wide dispersion in ϵ_γ strengthens the conclusion that E_γ is not a reliable tracer of the total energy (Berger *et al.* 2003b).

The low value of ϵ_γ for GRB 970508 may indicate an injection of energy from mildly relativistic ejecta at early time. Both the optical and X-ray light curves of this burst exhibited a sharp increase in flux approximately 1 day after the burst, by a factor of about 4 and $\gtrsim 2$, respectively (Piro *et al.* 1998; Sokolov *et al.* 1998). The flux in these bands depends on energy as $F_\nu \propto E^{(p+3)/4}$ and $\propto E^{(p+2)/4}$, respectively (Sari, Piran & Narayan 1998). Thus, if we interpret the flux increase as due to injection of energy from ejecta with $\Gamma \sim 5 - 10$ (Panaitescu, Meszaros & Rees 1998) we find an energy increase of about a factor of three. The analysis performed here provides an estimate of the total energy following the injection and thus ϵ_γ appears to be low. The actual value of ϵ_γ is thus $\sim 10\%$.

Although GRBs 980703 and 970508 are currently the only bursts with sufficient radio data to warrant the full Sedov-Taylor analysis, flattening of radio light curves at late time have been noted in several other cases, most notably GRBs 980329, 991208, 000301C, 000418 and 000926 (Frail *et al.* 2004). Interpreting the flattening as a transition to non-relativistic expansion and using the expression for the flux at 8.5 GHz at the time of the transition, $F_\nu(t_{NR}) \approx 50[(1+z)/2]^{-1/2} \epsilon_{e,-1} \epsilon_{B,-1}^{3/4} n_0^{3/4} E_{51} d_{28}^{-2}$ μ Jy (Livio & Waxman 2000), we find the rough results $n_0^{3/4} E_{51} \approx 6$ (980329), ≈ 4 (991208), ≈ 25 (000301C), ≈ 6 (000418), and ≈ 22 (000926). Thus, for typical densities, $\sim 1 - 10$ cm $^{-3}$ (Panaitescu & Kumar 2002; Yost *et al.* 2003), the inferred kinetic energies are again of the order of $10^{51} - 10^{52}$ erg.

This leads to the following conclusions. First, the energy scale of cosmological bursts is about 5×10^{51} erg, at least three orders of magnitude higher than the kinetic energies in fast ejecta determined for local type Ib/c SNe from radio observations (Berger, Kulkarni & Chevalier 2002; Berger *et al.* 2003a),

and an order of magnitude higher relative to the nearby ($d \approx 40$ Mpc) GRB 980425 associated with SN 1998bw (Kulkarni *et al.* 1998; Li & Chevalier 1999; Waxman 2004b) and GRB 031203 ($z = 0.105$; Prochaska & et al. 2004; Soderberg & et al. 2004). Second, as already noted in the case of GRB 030329 (Berger *et al.* 2003b), there is a wide dispersion in the fraction of energy in ultra-relativistic ejecta, such that the γ -rays are a poor proxy for the total energy produced by the engine.

Thus, radio calorimetry is uniquely suited for addressing the relation between various cosmic explosions. So far, such studies reveal a common energy scale in relativistic ejecta of about 5 foe (foe $\equiv 10^{51}$ erg) for cosmological GRBs (Berger *et al.* 2003b), about 0.1 foe for the low redshift bursts (980425,

031203), and $\lesssim 10^{-3}$ foe in fast ejecta for type Ib/c SNe. The open question now is whether we are beginning to trace a continuum in the energetics of cosmic explosions, or whether the various classes truly represent distinct physical mechanisms with different energy scales. Fortunately, the best example to date of an object possibly bridging the various populations, GRB 030329, still shines brightly in the radio a year after the burst.

We thank Eli Waxman, Sarah Yost and Re'em Sari for valuable discussions, and the referee, Roger Chevalier, for useful comments. We acknowledge NSF and NASA grants for support.

References

- Amati, L. *et al.* 2002, A&A, 390, 81.
- Berger, E., Kulkarni, S. R., and Chevalier, R. A. 2002, ApJ, 577, L5.
- Berger, E., Kulkarni, S. R., and Frail, D. A. 2001, ApJ, 560, 652.
- Berger, E., Kulkarni, S. R., and Frail, D. A. 2003, ApJ, 590, 379.
- Berger, E., Kulkarni, S. R., Frail, D. A., and Soderberg, A. M. 2003a, ApJ, 599, 408.
- Berger, E. *et al.* 2003b, Nature, 426, 154.
- Blandford, R. D. and McKee, C. F. 1976, Physics of Fluids, 19, 1130.
- Bloom, J. S., Frail, D. A., and Kulkarni, S. R. 2003, ApJ, 594, 674.
- Bloom, J. S., Frail, D. A., and Sari, R. 2001, AJ, 121, 2879.
- Chevalier, R. A. and Li, Z. 2000, ApJ, 536, 195.
- Dai, Z. G. and Lu, T. 2001, A&A, 367, 501.
- Frail, D. A. *et al.* 2001, ApJ, 562, L55.
- Frail, D. A., Metzger, B. D., Berger, E., Kulkarni, S. R., and Yost, S. A. 2004, ApJ, 600, 828.
- Frail, D. A., Waxman, E., and Kulkarni, S. R. 2000, ApJ, 537, 191.
- Frail, D. A. *et al.* 2003, ApJ, 590, 992.
- Galama, T. J. *et al.* 1998, Nature, 395, 670.
- Garcia, M. R. *et al.* 1998, ApJ, 500, L105+.
- Goodman, J. 1986, ApJ, 308, L47.
- Kulkarni, S. R. *et al.* 1999, Nature, 398, 389.
- Kulkarni, S. R. *et al.* 1998, Nature, 395, 663.
- Lamb, D. Q., Donaghy, T. Q., and Graziani, C. 2004, ApJ (submitted), astro-ph/0312634.
- Li, Z. and Chevalier, R. A. 1999, ApJ, 526, 716.
- Livio, M. and Waxman, E. 2000, ApJ, 538, 187.
- Paczynski, B. 1986, ApJ, 308, L43.
- Panaitescu, A. 2001, ApJ, 556, 1002.
- Panaitescu, A. and Kumar, P. 2002, ApJ, 571, 779.
- Panaitescu, A., Meszaros, P., and Rees, M. J. 1998, ApJ, 503, 314.

- Pian, E. *et al.* 2000, ApJ, 536, 778.
- Piro, L. *et al.* 1998, A&A, 331, L41.
- Price, P. A. *et al.* 2003, Nature, 423, 844.
- Prochaska, J. X. *et al.* 2004, astro-ph/0402085.
- Rhoads, J. E. 1999, ApJ, 525, 737.
- Rybicki, G. B. and Lightman, A. P. 1979, Radiative processes in astrophysics, : New York, Wiley-Interscience, 1979. 393 p.).
- Sari, R. 1997, ApJ, 489, L37+.
- Sari, R., Piran, T., and Halpern, J. P. 1999, ApJ, 519, L17.
- Sari, R., Piran, T., and Narayan, R. 1998, ApJ, 497, L17+.
- Sedov, L. I. 1946, Prikl. Mat. i Mekh., 10, 241.
- Soderberg, A. M. *et al.* 2004, Submitted.
- Sokolov, V. V., Kopylov, A. I., Zharikov, S. V., Feroci, M., Nicastro, L., and Palazzi, E. 1998, A&A, 334, 117.
- Stanek, K. Z., Garnavich, P. M., Kaluzny, J., Pych, W., and Thompson, I. 1999, ApJ, 522, L39.
- Taylor, G. I. 1950, Proc. R. Soc. London A, 201, 159.
- von Neumann, J. 1947, Los Alamos Sci. Lab. Tech. Ser., 7.
- Waxman, E. 2004a, ApJ, 602, 886.
- Waxman, E. 2004b, ApJ, 605, L97.
- Wei, D. M. and Lu, T. 2002, MNRAS, 332, 994.
- Yost, S. A., Harrison, F. A., Sari, R., and Frail, D. A. 2003, ApJ, 597, 459.

TABLE 1
PHYSICAL PARAMETERS OF GRBs 980703 AND 970508

Parameter	GRB 980703	GRB 970508
r (10^{17} cm)	1.05–2.5	3.7–5.9
B (G)	0.02–0.7	0.04–0.25
γ	8–270	65–165
n (cm^{-3})	$8-3.5 \times 10^3$	0.4–10
ϵ_e	0.01–0.45	0.07–0.5
ϵ_B	5×10^{-6} –0.4	1×10^{-3} –0.45
$M_{\text{ej,iso}}$ ($10^{-4} M_{\odot}$)	1–40	2–18
E_{ST} (10^{50} erg)	9–56	15–38
$E_K(t_{\text{dec}})$ (10^{51} erg)	4	30

NOTE.—Physical parameters of GRBs 980703 and 970508 derived from the non-relativistic evolution of their blastwaves. The range of allowed radii, and hence physical parameters, is determined by the condition $(E_e + E_B) \leq E_{\text{ST}}/2$. The last entry in the table, $E_K(t_{\text{dec}})$, is the total kinetic energy at the deceleration time, $t_{\text{dec}} \approx 90$ s, including synchrotron radiative losses (§5).

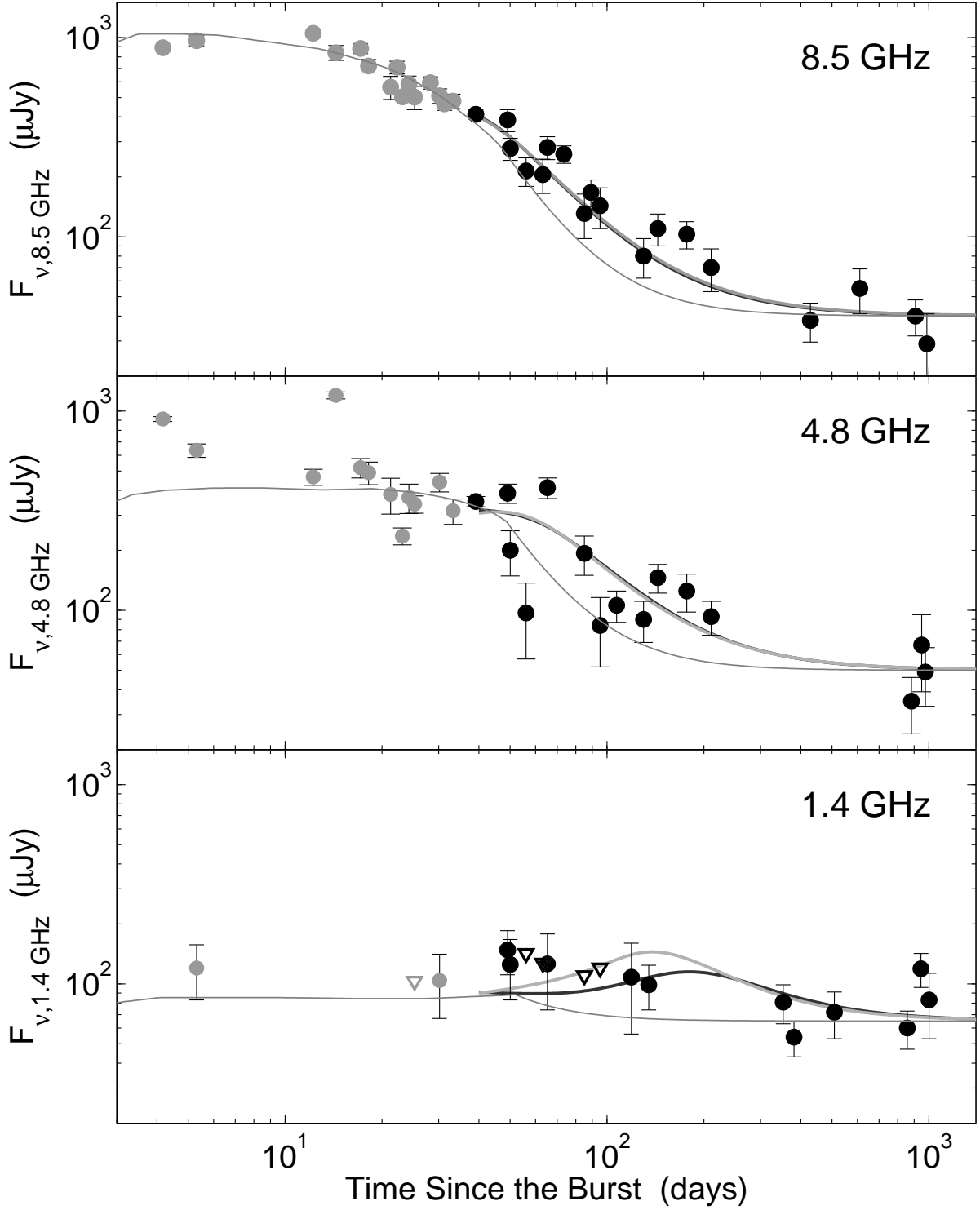


FIG. 1.— Radio light curves of the afterglow of GRB 980703 at 1.4, 4.9 and 8.5 GHz. Only data at $t \geq t_{\text{NR}} = 40$ d (black circles) are used in the fit. The data exhibit a clear flattening relative to the relativistic evolution of the afterglow (thin gray line; Frail *et al.* 2003) in agreement with the expected change from $F_\nu \propto t^{-p}$ (jet) to $F_\nu \propto t^{(21-15p)/10}$ (ISM) or $F_\nu \propto t^{(5-7p)/6}$ (Wind) in the non-relativistic regime. The best-fit light curves for the ISM (black) and Wind (gray) models are indistinguishable. The models include a contribution from the host galaxy of 40, 50 and 65 μJy at 8.5, 4.9 and 1.4 GHz, respectively.

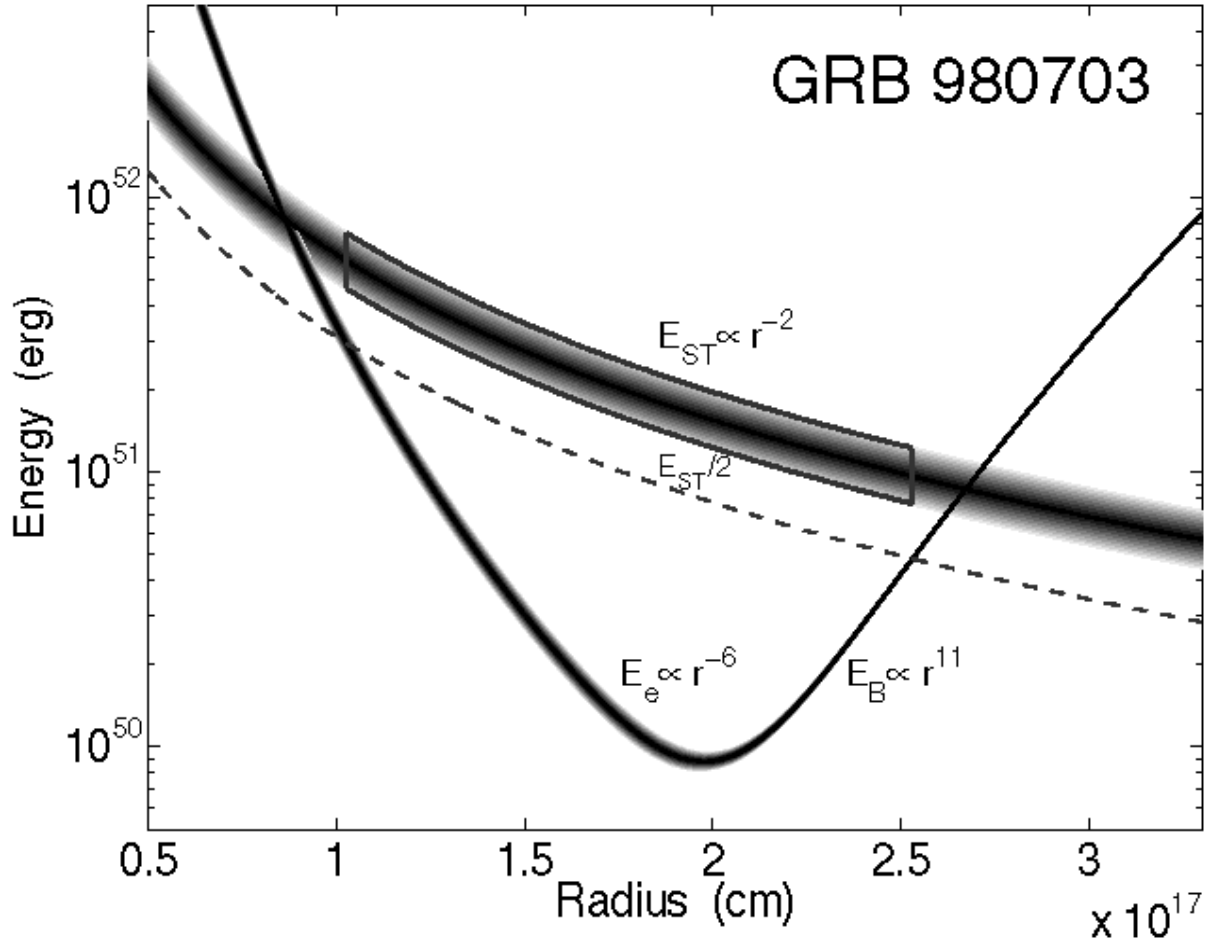


FIG. 2.— Energies associated with the afterglow of GRB 980703 in the non-relativistic Sedov-Taylor phase as a function of the (unconstrained) blastwave radius. The thin curve is the sum of the energy in relativistic electron ($E_e \propto r^{-6}$) and in the magnetic fields ($E_B \propto r^{11}$). Also plotted are the Sedov-Taylor energy ($E_{ST} \propto r^{-2}$) and the thermal component, $E_{ST}/2$. The shading corresponds to an uncertainty of 30% in the value of the synchrotron frequency ν_0 at $t = t_{NR}$. The value of $E_{ST}/2$ provides an additional constraint, $E_e + E_B \leq E_{ST}/2$, which limits the range of allowed radii in the solution (boxed region).

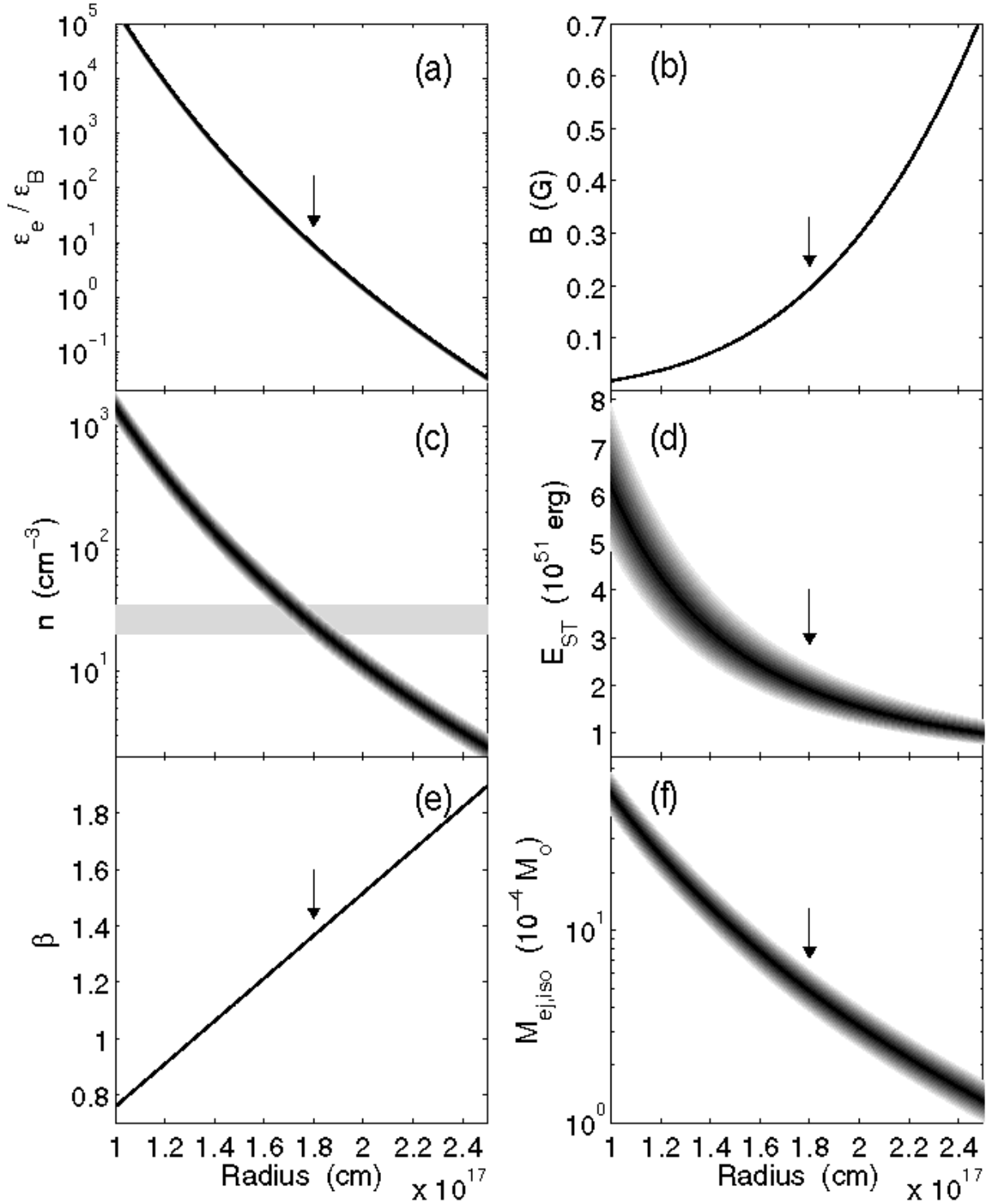


FIG. 3.— Physical parameters of the Sedov-Taylor blastwave for GRB 980703 at $t_{\text{NR}} = 40$ d for the range of radii that obey the constraint $E_e + E_B \leq E_{\text{ST}}/2$ (Figure 2): (a) The ratio of energy in the relativistic electrons to that in the magnetic fields, (b) the magnetic field strength, (c) the density of the circumburst medium, (d) the Sedov-Taylor energy, (e) the velocity of the blastwave, and (f) the isotropic-equivalent mass of the ejecta produced by the central engine and responsible for the afterglow emission. The light shaded region in (c) marks the range of densities inferred from the relativistic evolution of the fireball, $n \approx 20 - 35 \text{ cm}^{-3}$ (Frail *et al.* 2003). With the additional constraint that the density derived here conform to this value, we derive the values of ϵ_e/ϵ_B , B , E_{ST} , β , and M_{ej} marked by arrows.

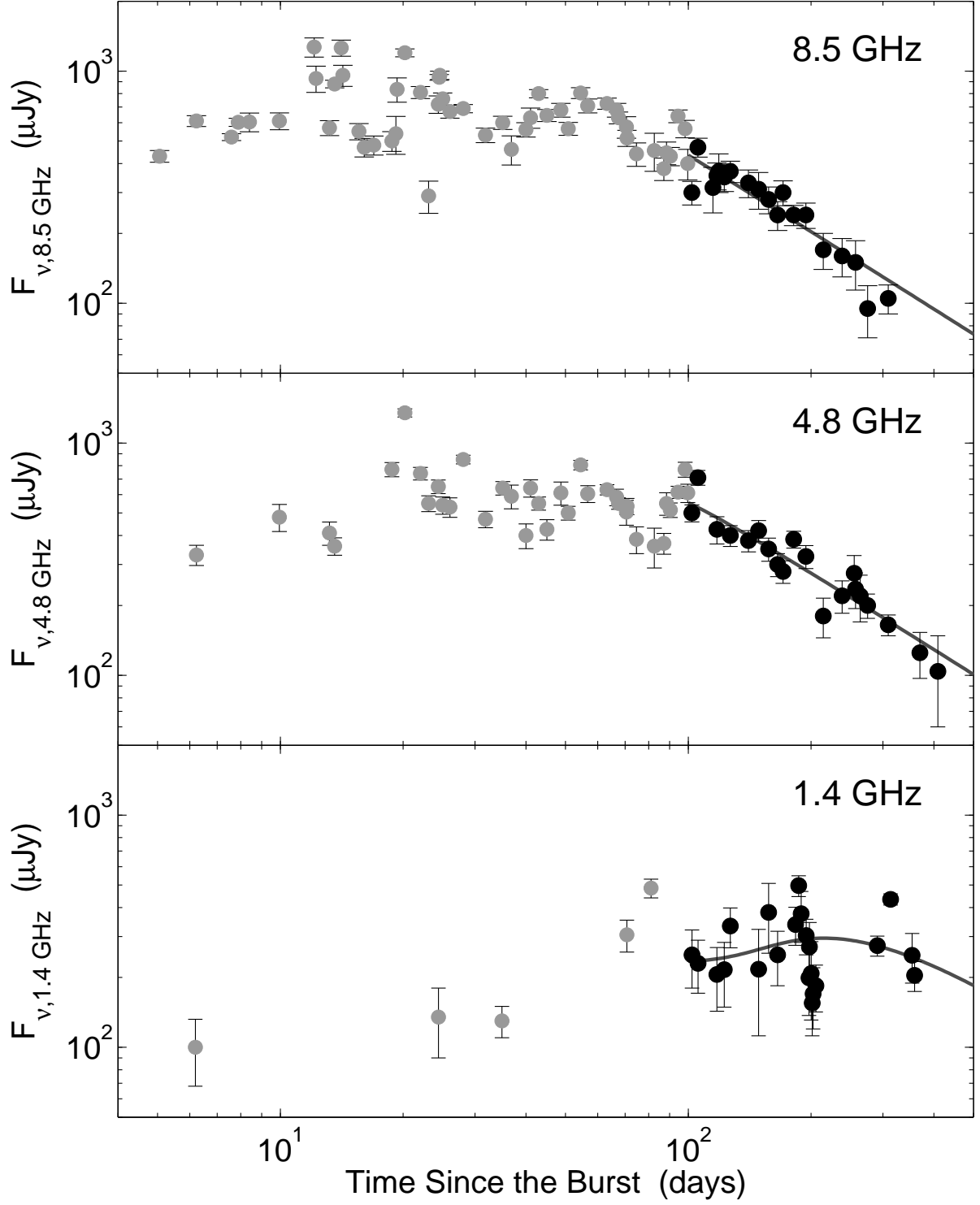


FIG. 4.— Radio light curves of the afterglow of GRB 970508 at 1.4, 4.9 and 8.5 GHz. Only data at $t \geq t_{\text{NR}} = 100$ d (black circles) are used in the fit. The best-fit light curves for the *ISM* model are shown (black); the *Wind* model can be ruled out since it requires $p < 2$.

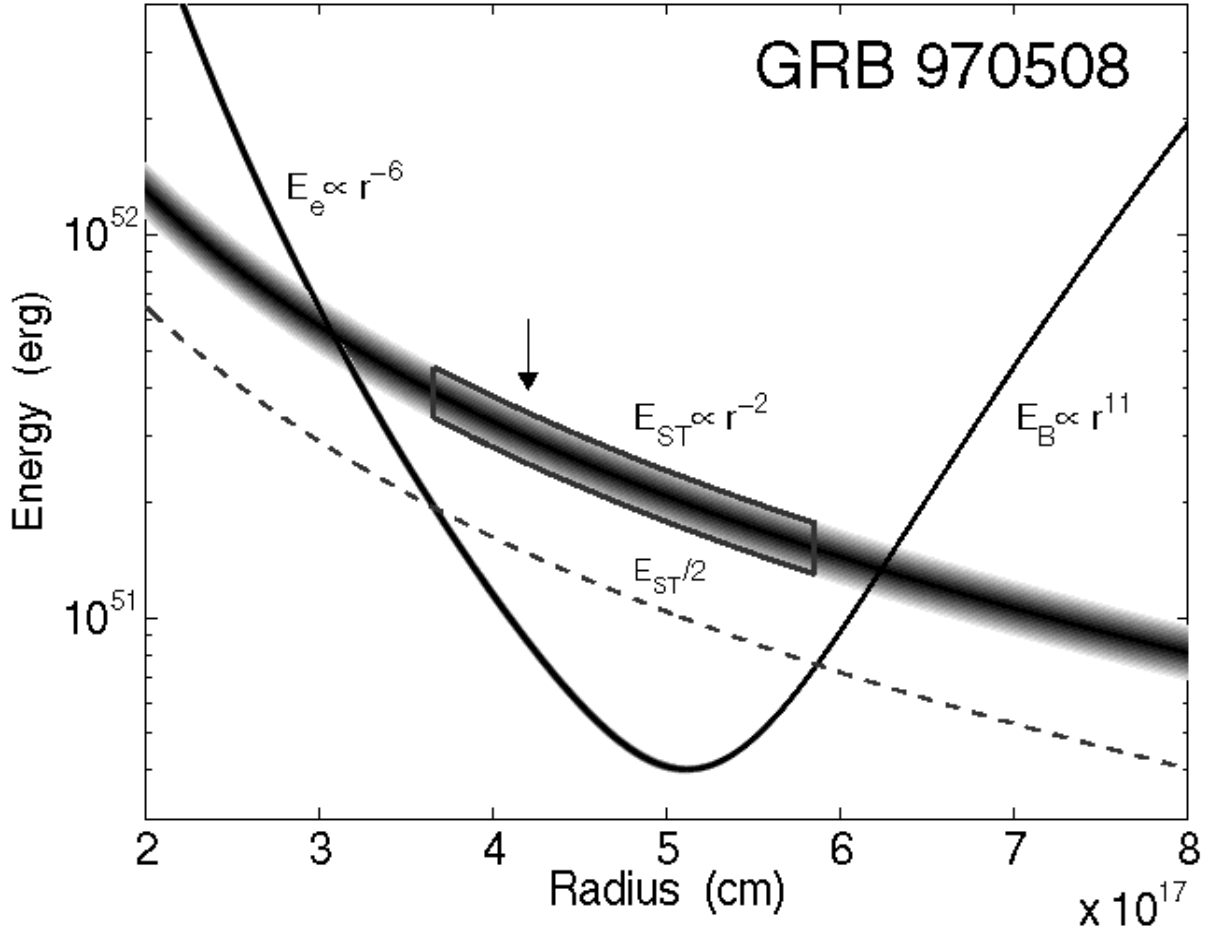


FIG. 5.— Energies associated with the afterglow of GRB 970508 in the non-relativistic Sedov-Taylor phase as a function of the (unconstrained) blastwave radius. The thin curve is the sum of the energy in relativistic electron ($E_e \propto r^{-6}$) and in the magnetic fields ($E_B \propto r^{11}$). Also plotted are the Sedov-Taylor energy ($E_{ST} \propto r^{-2}$) and the thermal component, $E_{ST}/2$. The shading corresponds to an uncertainty of 30% in the value of the synchrotron frequency ν_0 at $t = t_{NR}$. The value of $E_{ST}/2$ provides an additional constraint, $E_e + E_B \leq E_{ST}/2$, which limits the range of allowed radii in the solution (boxed region). Finally, the arrow marks the most likely solution using the value of the cooling frequency as estimated from a combination of the radio and optical data (§4). This additional parameter breaks the radius degeneracy, indicating $r \approx 4.2 \times 10^{17}$ cm and $E_{ST} \approx 3 \times 10^{51}$ erg

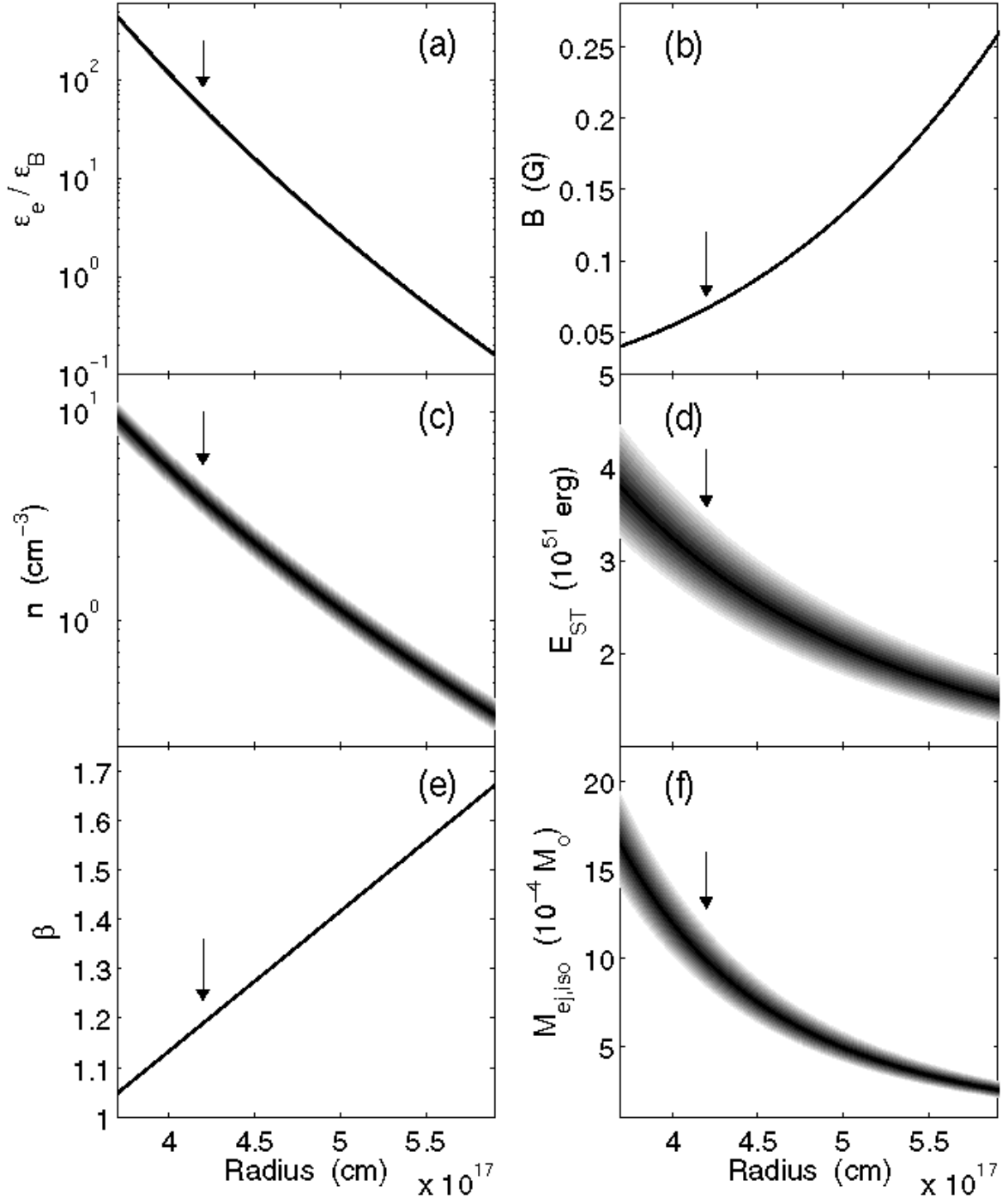


FIG. 6.— Physical parameters of the Sedov-Taylor blastwave for GRB 970508 at $t_{\text{NR}} = 100$ d for the range of radii that obey the constraint $E_e + E_B \leq E_{\text{ST}}/2$ (Figure 5): (a) The ratio of energy in the relativistic electrons to that in the magnetic fields, (b) the magnetic field strength, (c) the density of the circumburst medium, (d) the Sedov-Taylor energy, (e) the velocity of the blastwave, and (f) the isotropic-equivalent mass of the ejecta produced by the central engine and responsible for the afterglow emission. The arrows mark the most likely values using an estimate of the cooling frequency from a combination of the radio and optical data (§4 and Figure 5).