

To be submitted to the Astrophysical Journal Supplement -
Spitzer Issue

The Spitzer Space Telescope Mission

M. W. Werner,¹ T. L. Roellig,² F. J. Low,³ G. H. Rieke,³ M. Rieke,³ W. F. Hoffmann,³
E. Young,³ J. R. Houck,⁴ B. Brandl,⁵ G. G. Fazio,⁶ J. L. Hora,⁶ R. D. Gehrz,⁷ G. Helou,⁸
B. T. Soifer,⁸ J. Stauffer,⁸ J. Keene,^{8,9} P. Eisenhardt,⁹ D. Gallagher,⁹ T. N. Gautier,⁹
W. Irace,⁹ C. R. Lawrence,⁹ L. Simmons,⁹ J. E. Van Cleve,¹⁰ M. Jura,¹¹ E. L. Wright,¹¹
and D. P. Cruikshank²

ABSTRACT

The Spitzer Space Telescope, NASA's Great Observatory for infrared astronomy, was launched 2003 August 25 and is returning excellent scientific data from its Earth-trailing solar orbit. Spitzer combines the intrinsic sensitivity achievable with a cryogenic telescope in space with the great imaging and spectroscopic power of modern detector arrays to provide the user community with huge gains in capability for exploration of the cosmos in the infrared. The observatory systems are largely performing as expected and the projected cryogenic lifetime is in excess of 5 years. This paper summarizes the on-orbit scientific, technical

¹Jet Propulsion Laboratory, Mailstop 264-767, 4800 Oak Grove Dr., Pasadena, CA 91109, mwerner@sirtfweb.jpl.nasa.gov

²NASA Ames Research Center, MS 245-6, Moffett Field, CA 94035-1000

³Steward Observatory, University of Arizona, 933 N. Cherry Ave., Tucson, AZ 85721

⁴Cornell University, Astronomy Department, Ithaca, NY 14853-6801

⁵Leiden University, 2300 RA Leiden, The Netherlands

⁶Harvard-Smithsonian Center for Astrophysics, 60 Garden St., Cambridge, MA 02138

⁷Department of Astronomy, School of Physics and Astronomy, 116 Church Street, S. E., University of Minnesota, Minneapolis, Minnesota 55455

⁸Spitzer Science Center, California Institute of Technology, Pasadena, CA 91125

⁹Jet Propulsion Laboratory, 4800 Oak Grove Dr., Pasadena, CA 91109

¹⁰Ball Aerospace and Technologies Corp., 1600 Commerce St., Boulder, CO 80301

¹¹Department of Physics and Astronomy, University of California, Los Angeles, CA 90095-1562

and operational performance of Spitzer. Subsequent papers in this special issue describe the Spitzer instruments in detail and highlight many of the exciting scientific results obtained during the first six months of the Spitzer mission.

Subject headings: telescopes — instruments: infrared

1. Introduction

The Spitzer Space Telescope, NASA's Great Observatory for infrared astronomy, was launched 2003 August 25 and is performing extremely well and returning excellent scientific data from its Earth-trailing solar orbit. Spitzer incorporates an 85 cm diameter telescope primary mirror, cooled to as low as 5.5 K, and three scientific instruments providing imaging and spectroscopy at wavelengths from 3.6 to 160 μm . The observatory systems are largely performing as expected and the projected cryogenic lifetime is in excess of 5 years. The ground systems and operations teams at JPL, Lockheed Martin Astronautics, and the Spitzer Science Center are routinely downloading 1.1 GBytes of data per day and delivering the pipeline-processed science data to the observer within 14 days. This paper provides an overview of the observatory design and performance, emphasizing the pointing, optical, and cryo-thermal systems which are of immediate concern to the Spitzer user community. We also present summaries of the instrumental capabilities and sensitivities, and of the orbit and operations. The results presented in companion papers in this special issue show that Spitzer will provide both greatly increased understanding of known astrophysical questions and discoveries which define new areas of scientific inquiry. At the same time, Spitzer demonstrates a number of observatory and mission design innovations which can be productively incorporated into future space programs. Current details on the Spitzer status and performance can be found on the Spitzer Science Center web site.¹²

2. Satellite Design

The Spitzer flight hardware consists of a spacecraft that operates at roughly ambient temperature and a Cryogenic Telescope Assembly (CTA) that is cooled by a combination of superfluid liquid helium, helium boil-off gas, and radiative cooling and operates at much lower temperatures. The spacecraft was built by Lockheed Martin, Sunnyvale, and the CTA by Ball Aerospace. The two components are thermally isolated from each other with a system

¹²<http://ssc.spitzer.caltech.edu>

of low-thermal conductivity struts and shields. The overall layout of the flight configuration is shown in Figure 1, while summary information about the complete flight system is given in Table 1. More detailed descriptions of the two components are given below.

The Spacecraft—The Spitzer spacecraft handles the observatory’s power generation, pointing and momentum control, data processing and storage, and telecommunications functions. It also contains the warm electronics portions of the three scientific instruments. The spacecraft structure itself is octagonally shaped, constructed from graphite composite and aluminum honeycomb material, and is mounted to the cold CTA with low-thermal-conductivity gamma-alumina struts. A set of aluminized Mylar thermal blankets and aluminum/graphite epoxy honeycomb radiation shields dramatically reduces the radiative thermal load from the warm spacecraft onto the CTA. A similar system of thermal shields attenuates the thermal radiation from the solar array, which is cantilevered from the spacecraft structure without any physical connection to the cold CTA. There are approximately 1,500 wires that run from the warm spacecraft to the cold CTA. These were constructed of very low thermal-conductivity materials and carefully heat-sunk so that they caused minimal parasitic heat input. The spacecraft avionics are fully redundant, as are the components of the Pointing and Control System (PCS) and Reaction Control System (RCS) discussed below.

The PCS comprises reaction wheels, gyroscopes, and star trackers. Four reaction wheels mounted in a pyramid arrangement provide redundancy against a single wheel failure. As the spacecraft is well outside the Earth’s magnetic field, accumulated angular momentum is removed through an ambient-temperature, pressurized-nitrogen gas RCS. The nitrogen gas plume does not affect the infrared environment and the sensitive CTA thermal control surfaces. Twice a day a redundant pair of visible light sensors (Pointing Calibration Reference Sensors; PCRS) in the telescope focal plane provide calibration of the telescope bore-sight to the star trackers, which are mounted to the spacecraft structure.

The Cryogenic Telescope Assembly—The CTA consists of the telescope assembly, the cryogenic portions of the three science instruments, a superfluid helium dewar, and various thermal shields. Spitzer employs a novel thermal design (hereafter referred to as the “warm launch” design) in which most of the mass of the CTA, including the telescope and its baffles, is external to the cryostat vacuum shell and is launched at ambient temperature and only begins cooling when on-orbit. This allows for a much smaller vacuum pressure vessel and a smaller total observatory mass than would a design based on the more conventional “cold launch” architecture used in the earlier IRAS and ISO missions. The components of the CTA external to the cryostat are cooled after launch by a combination of radiation and helium boil-off vapor under a concept developed by F. Low and described in more detail in Lysek et

al. (1995).¹³ A very low-temperature CTA outer shell is critical to the achievement of a long mission lifetime with a small cryostat, but requires excellent thermal isolation between warm and cold components as well as tight restrictions on the orientation of the flight hardware with respect to the Sun. The CTA outer shell is painted with high-emissivity black paint on the side that faces away from the Sun and is polished aluminum on the sides that face the thermal shields, solar array, and warm spacecraft components. The Spitzer warm launch design and the wide range of infrared wavelengths observed by the focal plane instruments require an open aperture in the vacuum cryostat after launch to allow the passage of infrared light from the telescope into the instrument chamber. For this purpose a removable vacuum window was constructed of gold film-coated sapphire to allow the cold instruments to perform visible and near-infrared alignment of the CTA optical train on the ground without having to deploy the window prior to launch. A dust cover over the outer shell aperture that was ejected 4.9 days after launch, and 0.9 days prior to the opening of the cryostat window, was the only other deployable mechanism on the Spitzer observatory.

The telescope optics and metering structure are constructed entirely of beryllium, minimizing changes in both the telescope prescription and its alignment with the focal plane as the telescope cools on-orbit. A moveable secondary capable of motion only along the optical axis was installed to compensate for any changes in focus due to gravity release and uncertainties in the ground testing of the telescope. The telescope optics are not cooled directly by the helium bath but are thermally coupled to the cryostat vacuum shell, which is cooled by the superfluid helium boil-off vapor. The higher the boil-off rate, the colder the telescope. The telescope temperature necessary to keep thermal emission from the optics negligible compared to the natural zodiacal background decreases with wavelength, reaching 5.6 K for the 160 μm channel in the Multiband Infrared Photometer for Spitzer (MIPS) instrument. MIPS itself does not dissipate enough power in its cold assemblies to provide the necessary boil-off rate for this temperature; a small adjustable heater in the cryogen provides a few extra milliwatts of power if needed. The helium liquid-gas interface is constrained within a porous plug phase separator, preventing rapid helium coolant loss.

¹³Other possible applications of radiative cooling to the design of an infrared space observatory are described in Bell Burnell, Davies, & Stobie (1992), and alternate configurations were also proposed by H. Moseley at about the same time.

3. Instrument Payload

Three infrared instruments, the Infrared Array Camera (IRAC), the Infrared Spectrograph (IRS), and the MIPS, share a common focal plane. Their fields of view are defined by pickoff mirrors, as shown in Figure 2. The top level design and performance characteristics of the instruments are described in Tables 2–4. The instruments achieve great scientific power through the use of state-of-the-art infrared detector arrays in formats as large as 256×256 pixels. For broadband imaging and low spectral resolution spectroscopy, Spitzer has achieved sensitivities close to or at the levels established by the natural astrophysical backgrounds—principally the zodiacal light—encountered in Earth orbit (Figure 3). The only moving part in use in the entire science instrument payload is a scan mirror in the MIPS. The instrument aperture is selected by body pointing the entire observatory.

4. Orbit

Spitzer utilizes a unique Earth-trailing solar orbit (as of 26 March 2004 Spitzer was trailing 0.083 AU behind the Earth). As seen from Earth, Spitzer recedes at about 0.12 AU yr^{-1} and will reach a distance of 0.62 AU in five years. The Earth-trailing orbit has several major advantages over a low-Earth orbit for Spitzer. The principal advantage is being away from the heat of the Earth; this enables the warm launch architecture and the extensive use of radiative cooling which makes Spitzer’s cryo-thermal design extremely efficient. More precisely, the solar orbit allows the spacecraft always to be oriented with the solar array pointed at the Sun while the black side of the outershell has a complete hemispherical view of deep space with no interfering heat sources, enabling the radiative cooling of the outer shell described earlier. The absence of eclipses in the solar orbit makes for an extremely stable thermal configuration and reduces variability of the alignment between the cold telescope and the warm star tracker and inertial reference unit (gyroscopes) to less than 0.5 arc-seconds over timescales of days. Operationally, the orbit permits excellent sky viewing and observing efficiency (Kwok 1993). Finally, while in a solar orbit the observatory is not affected by the charged particles in the Van Allen radiation belts. These thermal and charged particle advantages are shared by the L_2 orbit contemplated for JWST. Unlike an L_2 orbit, however, Spitzer’s heliocentric orbit eliminates the need for station-keeping, allowing the use of a smaller and less-costly launch vehicle.

The orbit has two disadvantages. Firstly, as Spitzer moves away from the Earth, the power margins for data transmission and command communication decrease, forcing changes in communication strategy and, eventually, somewhat reduced efficiency as more time is spent communicating with the ground stations. The data are transmitted to the antennae of the

Deep Space Network by orienting the S/C so that a fixed X-band antenna located on the bottom of the spacecraft is pointed at the Earth. Our current data transmission strategy of two ~ 45 -minute passes per day at a data rate of 2.2 Mbps is robust for at least the first 2.5 years of the mission. Secondly, outside of the protection of the Earth's magnetosphere Spitzer is more susceptible to solar proton storms and is subject to a higher quiescent galactic cosmic rate flux. However, as mentioned above Spitzer is also free from the daily passages through the South Atlantic Anomaly which provide the main radiation dose in Low Earth Orbit.

During its In-Orbit Checkout period Spitzer encountered a very large solar proton storm beginning 2003 October 28. During the two-day period of this storm the observatory received an integrated dose of $1.6 \times 10^9 \text{ p}^+ \text{ cm}^{-2}$ for proton energies greater than 50 MeV, roughly the integrated dose expected under normal conditions over the first 2.5 years of operations. During the course of the storm the science instruments were powered off. Aside from a small number ($< 4\%$) of IRS detector pixels that exhibited increased dark current, a correctible change in the offset bias of the wide-angle sun sensors on the S/C, and a very slight decrease in the efficiency of its solar arrays, the observatory was unaffected by this event.

5. Operations

The users' operational interface to the observatory is through the Spitzer Science Center [SSC] at Caltech, which is responsible for science program selection and scheduling, calibration, pipeline processing, and data distribution and archiving. The SSC collaborates with mission and spacecraft operations teams at JPL and Lockheed Martin, Denver, in preparing and executing the on-orbit sequences.

The underlying principle of the science operations is that of the Astronomical Observational Template, a web-based menu which the user fills in to define a particular observation. A filled in AOT becomes an Astronomical Observational Request, or AOR. The AOR created by the observer is expanded directly into a series of spacecraft commands, and the executed sequence consists of a series of AORs, each individually lasting between 10 minutes and six hours, interspersed with spacecraft activities such as pointing system calibrations and data transmission.

Only one instrument operates at a time; there are no parallel observations or internal calibrations, greatly simplifying the onboard architecture and software. Because the helium utilization is dominated by the instrument cold power dissipation, operating two instruments at once would halve the lifetime even as the instantaneous data rate doubled.

With the large fraction ($\sim 35\%$) of the sky that is accessible at any time, Spitzer can be operated with high efficiency. Our target is to achieve an on-orbit efficiency (defined as $1 - f_c$, where f_c is the fraction of wall-clock time spent in spacecraft calibration and data transmission) of 0.9. Pre-launch simulations suggested that the efficiency could exceed 0.88 on orbit, and early results from the first few months of normal operations show that we should reach the 0.9 level as our operational experience accumulates.

6. Observing Time Utilization

Observing time on Spitzer is divided among three major categories of users: General Observers (GO), Legacy Science Teams, and Guaranteed Time Observers (GTO). The GTOs receive 20% of the time for the first 2.5 years and 15% thereafter. In addition, up to 5% of the observing time can be allocated as Director's Discretionary Time while the balance of the time is available for GO use. Six Legacy Science teams were selected prior to launch to carry out large-scale projects with the joint objectives of creating a coherent scientific legacy and seeding the Spitzer archive with data that will stimulate follow-on proposals from the entire scientific community. Details of the presently planned GTO and Legacy programs can be found on the SSC web site. The GO time constitutes approximately 75% of the available observing time and is available to the worldwide scientific community through the usual peer-review process and will be allocated on an annual basis. GO Cycle 1 proposals were submitted in 2004 February and Cycle 1 observations will begin in 2004 July. For the next cycle, with proposals due in 2005 February, approximately 3800 hours of GO observing time will be allocated.

7. On-Orbit Status

Spitzer requires the unique low thermal environment of space in order to function properly; the environment both permits the necessary radiative cooling and provides the low backgrounds to allow the science instruments to achieve their high sensitivities. This environment was difficult or impossible to simulate on the ground so that there was some uncertainty in how well the observatory would perform in orbit. We are pleased to report that in almost every respect the on-orbit performance of the observatory meets or exceeds expectations. The on-orbit performance of the instruments was summarized above and more details can be found in Fazio et al. (2004), Houck et al. (2004), and Rieke et al. (2004). Aside from the science instrument sensitivities, the most important on-orbit performance characteristics are listed below:

Thermal—The outermost CTA shield - the outer shell - attained its final temperature of 34-34.5 K solely by radiative cooling, and the telescope cooled to its operating temperature of 5.6 K in 41 days. The mass of the helium remaining after the initial cooldown was measured to be 43.4 kg by applying a heat pulse to the helium bath 57 days after launch and measuring the accompanying temperature rise. To maintain the telescope at 5.5 K requires a total heat of 5.6 mW to the helium bath, leading to a boil-off of approximately 22 g of helium per day. For a fixed telescope temperature, these nominal numbers translate into a 5.3 year post-launch lifetime. In a worst-case scenario where all of the engineering uncertainties stack against us, the lifetime would drop to 4.0 years, which still compares quite favorably with the mission minimum lifetime requirement of 2.7 years. By regulating the power dissipation to accommodate the telescope temperature requirements of the instrument that is in use, we are expecting at least an additional four months of cryogenic lifetime beyond the nominal 5.3 years. The only other expendable, the N₂ gas in the RCS system, should last for more than 10 years. Following the depletion of the cryogens, the telescope will warm up, but it will still be colder than the outer shell. Current estimates suggest that the telescope temperature will always be < 30 K. At this temperature, both the instrumental background and the detector dark current should be low enough for Spitzer to continue natural background-limited operations in the shortest wavelength IRAC bands at 3.6 and 4.5 μm . Additional information on the measured on-orbit thermal performance of the Spitzer CTA can be found in Finley, Hopkins, & Schweickart (2004).

Optical performance, including focus—A focus campaign of two secondary mirror movements was initiated once the telescope assembly had cooled to operating temperature to achieve the final focus (Hoffmann et al. 2004). On-orbit measurements of the telescope then showed that it provides diffraction-limited performance at wavelengths greater than 5.5 μm , which compares favorably with the requirement of 6.5 μm (Gehrz et al. 2004). After the completion of this campaign all of the science instruments were measured to be confocal to within the depths of their focus.

Pointing performance—In general, the pointing performance of Spitzer is better than the nominal predictions. The star tracker has proven to be very accurate, with a noise-equivalent-angle of approximately 0.11 arcseconds using an average of 35 tracked stars. The cryomechanical variation in alignment over time between the star tracker mounted on the warm spacecraft and the cold telescope bore-sight has proven to be very small and easily calibrated, so that the star tracker can be used to directly point the telescope boresight to better than 1 arc-second, 1- σ RMS radial uncertainty. For offset movements less than 30 arcminutes, the PCS meets the 0.4 arcsecond offset accuracy requirement. It takes less than 150 seconds for the telescope to slew 15 degrees and to settle to its commanded position to within the above tolerances. Once the telescope pointing has settled, it is stable to within 0.03 arc-second,

1- σ RMS radial uncertainty, for times up to 600 seconds. Observations of a number of solar system targets demonstrated that the PCS is able to track such objects at rates up to 0".14 per second. The PCS has also demonstrated smooth scanning during MIPS scan-mapping observations at rates of 2, 6, and 20 arc-seconds per second.

External torques and reaction control—Net angular momentum will build up on orbit from a combination of solar pressure and uncompensated helium venting. During the design of the observatory care was taken to align the vector of solar pressure with the center of mass as closely as possible, and the two CTA helium vent nozzles were also balanced very well. This has resulted in very low momentum build-up and a low frequency—once or twice per week—of actuations of the reaction control system to remove angular momentum.

8. Summary and Conclusions

The Spitzer Space Telescope has been operating at high efficiency since December, 2003. The early scientific results presented in this special volume, based largely on observations made prior to March, 2004, are indicative of Spitzer's great power and promise. We welcome the participation of the entire scientific community over the next five years in using this important new facility to expand yet further our understanding of the Universe.

9. Acknowledgments

The Spitzer Space Telescope is operated by the Jet Propulsion Laboratory, California Institute of Technology under NASA contract 1407. Support for this work was provided by NASA through an award issued by JPL/Caltech. T. Roellig would like to acknowledge the support of the NASA Office of Space Sciences.

The success of the Spitzer Space Telescope reflects the talent and dedication of thousands of people who have worked on this project over the past two+ decades. The authors of this paper consider it a privilege to recognize our colleagues who have contributed to this success. In the following we list many of these people, sorted by the institutions through which they participated in the Spitzer definition, development and/or early operations. We hope that this recognition provides a tangible though modest token of our gratitude and that they and others whom we may have inadvertently omitted from the lists - are able to share with us the excitement of the first fruits of our collective labors.

Ball Aerospace Cryogenic Telescope Assembly: *R. Abbott, D. Adams, S. Adams, J. Austin, B. Bailey, H. Bareiss, J. Barnwell, T. Beck, B. Benedict, M. Bilkey, W. Blalock, M. Breth, R.*

Brown, D. Brunner, D. Burg, W. Burmester, S. Burns, M. Cannon, W. Cash, T. Castetter, M. Cawley, W. Cebula, D. Chaney, G. J. Chodil, C. Cliff, S. Conley, A. Cooper, J. Cornwell Sr, L. Cortelyou, J. Craner, K. Craven, D. Curtis, F. Davis, J. Davis, C. Dayton, M. Denaro, A. DiFronzo, T. Dilworth, N. Dobbins, C. Downey, A. Dreher, R. Drewlow, B. Dubrovin, J. Duncan, D. Durbin, S. Engles, P. Finley, J. Fleming, S. Forrest, R. Fredo, K. Gause, M. Gee, S. Ghesquiere, R. Gifford, J. Good, M. Hanna, D. Happs, F. Hausle, G. Helling, D. Herhager, B. Heurich, E. Hicks, M. Hindman, R. Hopkins, H. Hoshiko Jr, J. Houlton, J. Hueser, J. Hurt, W. Hyatt, K. Jackson, D. Johnson, G. Johnson, P. Johnson, T. Kelly, B. Kelsic, S. Kemper, R. Killmon, R. Knewton, T. Konetski, B. Kramer, R. Kramer, L. Krauze, T. Laing, R. LaPointe, J. Lee, D. Lemon, P. Lien, R. Lytle, L. Madayev, M. Mann, R. Manning, J. Manriquez, M. Martella, G. Martinez, T. McClure, C. Meier, B. Messervy, K. Modafferi, S. Murray, J. Necas Jr, M. Neitenbach, P. Neuroth, S. Nieczkoski, G. Niswender, E. Norman-Gravseth, R. Oonk, L. Oystol, J. Pace, K. Parrish, A. Pearl Jr, R. Pederson, S. Phanekham, C. Priday, B. Queen, P. Quigley, S. Rearden, M. Reavis, M. Rice, M. Richardson, P. Robinson, C. Rowland, K. Russell, W. Schade, R. Schildgen, C. Schroeder, G. Schultz, R. Schweickart, J. Schweinsberg, J. Schwenker, S. Scott, W. Seelig, L. Seide, K. Shelley, T. Shelton, J. Shykula, J. Sietz, J. Simbai, L. Smeins, K. Sniff, B. Snyder, B. Spath, D. Sterling, N. Stoffer, B. Stone, M. Taylor, R. Taylor, D. Tennant, R. Tio, P. True II, A. Urbach, S. Vallejo, K. Van Leuwen, L. Vernon, S. Volz, V. VonRuden, D. Waldeck, J. Wassmer, B. Welch, A. Wells, J. Wells, T. Westegard, C. Williamson, E. Worner Jr, T. Yarnell, J. Yochum, A. Youmans, J. Zynsky.

Cornell University - Infrared Spectrograph: Cornell (Project Mgmt. & Science)

D. Barry, S. V. W. Beckwith, J. Bernhard-Salas, C. Blacken, V. Charmandaris, M. Colonna, S. Corbin, P. Devine, D. Devost, J. Diller, K. Duclos, E. Furlan, G. Gull, P. Hall, L. Hao, C. Henderson, T. Herter, J. Higdon, S. Higdon, P. Howell, L. McCall, A. Parks, B. Pirger, A. Rakowski, S. Reinehart, A. Reza, E. E. Salpeter, J. Schoenwald, G. Sloan, J. Smith, H. Spoon, K. Uchida, D. Weedman, J. Wilson **University of Rochester** D. M. Watson, W.F. Forrest **California Institute of Technology** K. Matthews **Ball Aerospace (Instrument Development)** D. Alderman, D. Anthony, M. Bangert, J. Barnwell, A. Bartels, S. Becker, W. Belcher, J. Bergstrom, D. Bickel, M. Bolton, S. Burcar, D. Burg, S. Burns, S. Burns, D. Burr, P. Burrowes, W. Cebula, C. Conger, J. Crispin, M. Dean, M. D'Ordine, S. Downey, R. Drewlow, L. Duchow, D. Eva, C. Evans, M. Foster, S. Fujita, D. Gallagher, A. Gaspers, P. Gentry, S. Giddens, J. Graw, M. Hanna, A. Haralson, M. Henderson, D. Herhager, J. Hill, S. Horacek, M. Huisjen, S. Hunter, J. Jacob, R. Karre, L. Larsen, P. Lien, R. Manning, J. Marriott, D. McConnell, R. McIntosh, M. McIntosh, G. Mead, B. Michelson, B. Miller, J. Moorehead, M. Morris, J. Murphy, M. Nelson, J. Pacha, I. Patrick, A. Pearl, B. Pett s. Randall, C. Rowland, R. Sandoval, D. Sealman, K. Shelley, J. Simbai, L. Smeins, C. Stewart, G. Taudien, D. Tennant, J. Troeltzsch, B. Unruh, C. Varner, J. Winghart, J. Workman **Rockwell (Detector Arrays)** B. Beardwood, J. Huffman, D. Reynolds, D. Seib, M. Stapelbroek, S. Stetson **OCLI (Filters)** S. Corda, B. Dungan, D. Favot, S. Highland, M. Inong, V. Jauregui, C. Kennemore, B. Langley, S. Mansour, R. Mapes, M. Mazzuchi, C. Piazza.

Jet Propulsion Laboratory, California Institute of Technology - Project and

Science Management, Mission Operations: *D. Achhnani, A. Agrawal, T. Alfery, K. Anderson, J. Arnett, B. Arroyo, D. Avila, W. Barboza, M. Bareh, S. Barry, D. Bayard, C. Beichman, M. Beltran, R. Bennett, P. Beyer, K. Bilby, D. Bliss, G. Bonfiglio, M. Bothwell, J. Bottenfield, D. Boussalis, C. Boyles, M. Brown, P. Brugarolas, R. Bunker, C. Cagle, C. Carrion, J. Casani, E. Cherniack, E. Clark, D. Cole, J. Craft, J. Cruz, M. Deutsch, J. Dooley, S. Dekany, R. Dumas, M. Ebersole, C. Elachi, W. Ellery, D. Elliott, K. Erickson, J. Evans, J. Fanson, T. Feehan, R. Fragoso, L. Francis, M. Gallagher, G. Ganapathi, M. Garcia, T. Gavin, S. Giacoma, J. Gilbert, L. Gilliam, C. Glazer, P. Gluck, V. Gorjian, G. Greanias, C. Guernsey, A. Guerrero, M. Hashemi, G. Havens, C. Hidalgo, E. Higa, J. Hodder, H. Hotz, W. Hu, J. Hunt-Jr., D. Hurley, J. Ibanez, K. Jin, M. Johansen, M. Jones, J. Kahr, B. Kang, P. Kaskiewicz, D. Kern, T. Kia, M. Kline, B. Korechoff, P. Kwan, J. Kwok, H. Kwong-Fu, M. Larson, M. Leeds, R. Lineaweaver, S. Linick, P. Lock, W. Lombard, S. Long, T. Luchik, J. Lumsden, M. Lysek, G. Macala, S. Macenka, N. Mainland, E. Martinez, M. Mcauley, J. Mehta, P. Menon, R. Miller, C. Miyamoto, W. Moore, F. Morales, R. Morris, A. Nakata, B. Naron, A. Nash, D. Nichols, M. Osmolovsky, K. Owen-Mankovich, K. Patel, S. Peer, N. Portugues, D. Potts, S. Ramsey, S. Rangel, R. Reid, J. Reimer, E. Rice, D. Rockey, E. Romana, C. Rondeau, A. Sanders, M. Sarrel, V. Scarffe, T. Scharton, C. Scott, P. K. Sharma, T. Shaw, D. Shebel, J. Short, C. Simon, B. Smith, R. Smith, P. Sorci, T. Specht, R. Spelanski, G. Squibb, S. Stanboli, K. Stapelfeldt, D. Stern, K. Stowers, J. Stultz, M. Tankenson, N. Thomas, R. Thomas, F. Tolivar, R. Torres, R. Tung, N. Vandermeij, P. Varghese, M. Vogt, V. Voskanian, B. Waggoner, L. Wainio, T. Weise, J. Weiss, K. Weld, R. Wilson, M. Winters, S. Wissler, G. Yankura, K. Yetter*

Lockheed-Martin - Spacecraft, Systems Engineering, Spacecraft Operations:

B. Adams, J. Akbarzadeh, K. Aline, T. Alt, G. Andersen, J. Arends, F. Arioli, A. Auyeung, D. Bell, R. Bell, F. Bennett, J. Bennett, M. Berning, H. Betts, M. Billian, S. Broadhead, B. Bocz, G. Bollendonk, N. Bossio, P. Boyle, T. Bridges, C. Brink, R. Brookner, J. Brunton, D. Bucher, M. Burrack, R. Caffrey, S. Carmer, P. Carney, T. Carpenter, R. Castro, J. Cattrysse, J. Cernac, G. Cesarone, K. Chan, C. Chang, M. Chuang, D. Chenette, A. Chopra, Z. Chou, W. Christensen, K. Chu, W. Clark, J. Clayton, S. Cleland, W. Clements, C. Colborn, A. Coopriider, B. Corwin, B. Costanzo, D. Cortes, M. Cox, M. Cox, J. Coyne, S. Curtin, G. Dankiewicz, C. Darr, J. Dates, J. Day, S. DeBrock, T. Decker, R. Defoe, J. Delavan, G. Delezynski, J. Delk, B. Dempsey, R. Dodder, T. Dougherty, H. Drosdat, G. Du, B. Dudginski, M. Dunn, R. Dunn, M. Dunnam, D. Durant, D. Eckart, B. Edwards, M. Effertz, L. Ellis, P. Emig, N. Etling, M. Etz, N. Fernando, C. Figge, R. Finch, S. Finnell, A. Fisher, M. Fisher, P. Fleming, D. Ford, K. Foster, J. Frakes, P. Frankel, D. Fulton, P. Galli, D. Garcia, M. Gardner, B. Garner, S. Gaskin, S. Gasner, M. Geil, E. Georgieva, T. Gibson, B. Goddard, M. Gonzalez, D. Goold, D. Graves, S. Gray, I. Grimm, J. Grinwis, M. Gronet, R. Grubic, S. Guyer, M. Haggard, J. Harrison, G. Hauser, C. Hayashi, P. Headley, W. Hegarty, S. Heires, J. Herrerias, D. Hirsch, K. Hooper, J. Horwath, S. Houston, D. Howell, L. Huff, G. Idemoto, B. Jackson, K. Janeiro, K. Johnson, M. Johnson, R. Kaiser, P. Kallemeyn, G. Kang, R. Kasuda, M. Kawasaki, B. Keeney, J. Kenworthy, C. King, A. Klavins, K. Klein, C. Klien, P. Klier, C. Koch, L. Koch, D. Koide, R. Kriegbaum, J. Kuchera, J. Ladewig, D. Lance, M. Lang, K. Lauffer, A. Lee, E. Lee, J. Lee, R. Lee, D.

Leister, K. Loar, A. Lott, C. Love, N. Iyengar, P. Ma, A. Magallanes, A. Mainzer, T. Maloney, S. Mar, B. Marquardt, M. Martin, G. Mason, R. Maxwell, R. May, G. McAllister, S. McElheny, M. McGee, J. McGowan, D. McKinney, A. McMechen, E. Merlo, C. Mifsud, J. Miles, S. Miller, A. Minter, C. Miran, S. Mittal, R. Mock, R. Mock, J. Montgomery, J. Moore, H. Mora, M. Moradia, L. Morales, R. Morales, G. Morison, J. Mota, F. Moules, S. Mumaw, L. Naes, A. Nalbandian, J. Nelson, L. Nenoff, J. Neuman, D. Nguyen, K. Nguyen, T. Nguyen, D. Niebur, D. Nishimura, M. Ochs, T. Oliver, J. Oo, J. Ortiz, G. Pace, L. Padgett, N. Page, G. Painter, H. Pandya, L. Pappas, N. Pemberton, R. Peterson, H. Phan, L. Phan, J. Pine, R. Poling, R. Potash, D. Radtke, W. Ramos, T. Ransom, M. Ratajczyk, D. Read, S. Ready, M. Rich, R. Richey, H. Rizvi, C. Rollin, C. Rudy, M. Rugebregt, R. Russek, B. Sable, C. Sandwick, M. Santos, N. Schieler, J. Schirle, G. Schlueter, M. Schmitzer, E. Sedivy, R. Seeders, S. Selover, R. Shaw, F. Sheetz, D. Shelton, R. Sherman, T. Sherrill, O. Short, R. Sison, B. Smith, F. Smith, S. Smith, B. Sotak, S. Spath, J. St. Pierre, K. Starnes, K. Stowers, J. Straetker, T. Stretch, S. Sulak, W. Sun, D. Swanson, C. Tatso, M. Tebo, D. Telford, A. Tessaro, J. Tietz, D. Tenerelli, J. Tolomeo, S. Toro-Allen, J. Tousseau, R. Traber, M. Tran, P. Travis, K. Uselman, S. Utke, N. Vadlamudi, R. VanBezooijen, J. Vantuno, R. Vasquez, G. Vergho, C. Voth, B. Vu, P. Wagner, M. White, M. Whitten, J. Wood, C. Worthley, D. Wright, C. Yanari, L. Yeaman, D. Zempel, S. Zeppa

NASA-Ames Research Center - Project Management Through 1989: *W. Brooks, P. Davis, A. Dinger, L. Manning, R. Melugin, J. Murphy, R. Ramos, C. Wiltsee, F. Witteborn, L. Young*

NASA-Headquarters - Program Management: *N. Boggess, L. Caroff, J. Frogel, F. Gillett, J. Hayes, W. Huntress, A. Kinney, L. LaPiana, K. Ledbetter, C. Pellerin, C. Scolise, H. Thronson, E. Weiler*

Smithsonian Astrophysical Observatory - Infrared Array Camera: SAO (Project Mgmt. & Science) *L. Allen, C. Arabadjis, M. Ashby, P. Barmby, V. Bawdekar, J. Boczenowski, D. Boyd, J. Campbell-Cameron, J. Chappell, M. Cohen, K. Daigle, L. Deutsch, L. Frazier, T. Gauron, J. Gomes, M. Horan, J. Huang, J. Huchra, E. Johnston, M. Kanouse, S. Kleiner, D. Koch, M. Marengo, S. Megeath, G. Melnick, W. Martell, P. Okun, M. Pahre, B. Patten, J. Polizotti, J. Rosenberg, H. Smith, J. Spitzak, R. Taylor, E. Tollestrup, J. Wamback, Z. Wang, S. Willner*
NASA/ARC (Si:As Detector Array Testing) *J. Estrada, R. Johnston, C. McCreight, M. McKelvey, R. McMurray, R. McHugh, N. Moss, W. Oglivie, N. Scott, S. Zins*
NASA/GSFC (Instrument Development) *T. Ackerson, M. Alexander, C. Allen, R. Arendt, M. Armbruster, S. Babu, W. Barber, R. Barney, L. Bashar, C. Bearer, C. Bernabe, W. Blanco, R. Boyle, K. Brenneman, G. Brown, M. Brown, G. Cammarata, S. Casey, P. Chen, M. Cushman, P. Davila, M. Davis, M. Dipirro, C. Doria-Warner, W. Eichhorn, D. Evans, D. Fixsen, J. Florez, J. Geiger, D. Gezari, D. Glenar, J. Golden, P. Gorog, S. Graham, C. Hakun, P. Haney, T. Hegerty, M. Jhabvala, F. Jones-Selden, R. Jungo, G. Karpati, R. Katz, R. Kichak, R. Koehler, R. Kolecki, D. Krebs, A. Kutyriv, J. Lander, M. Lander, N. Lee, J. Lohr, P. Losch, J. MacLoed, R. Maichle, S. Mann, N. Martin, P. Maymon,*

D. McComas, J. McDonnell, D. McHugh, J. Mills, C. Moiser, S. Moseley, T. Nguyen, T. Powers, K. Rehm, G. Reinhardt, J. Rivera, F. D. Robinson, C. Romano, M. Ryschkewitsch, S. Schwinger, K. Shakoorzadeh, P. Shu, N. Shukla, S. Smith, R. Stavely, W. Tallant, V. Torres, C. Trout, C. Trujillo, D. Vavra, G. Voellmer, V. Weyers, R. Whitley, J. Wolfgang, L. Workman, D. Yoder **Raytheon Vision Systems (Detector Arrays)** *C. Anderson, J. Asbrock, V. Bowman, G. Chapman, E. Corrales, G. Domingo, A. Estrada, B. Fletcher, A. Hoffman, L. Lum, N. Lum, S. Morales, O. Moreno, H. Mosel-Riedo, J. Rosbeck, K. Scharzt, M. Smith, S. Solomon, K. Sparkman, P. Villa, S. Woolaway* **University of Arizona:** *T. Tysenn, P. Woida* **University of Rochester (InSb Detector Array Testing)** *C. Bacon, R. Benson, H. Chen, J. Comparetta, N. Cowen, M. Drennan, W. Forrest, J. Garnett, B. Goss, S. Libonate, R. Madson, B. Marazus, K. McFadden, C. McMurtry, D. Myers, Z. Ninkov, R. Overbeck, J. Pipher, R. Sarkis, J. Schoenwald, B. White, J. Wu*

Spitzer Science Center, California Institute of Technology - Science Operations: *W. Amaya, L. Amy, P. Appleton, L. Armus, J. Aronsson, D. Avila, S. Barba, R. Beck, C. Bennett, J. Bennett, B. Bhattacharya, M. Bica, C. Bluehawk, C. Boyles, H. Brandenburg, I. Bregman, J. Bruher, M. Burgdorf, S. Carey, J. Chavez, S. Comeau, D. Daou, A. Dean, M. Dobard, S. Dodd, R. Ebert, D. Fadda, S. Fajardo-Acosta, F. Fang, J. Fowler, D. Frayer, L. Garcia, W. Glaccum, T. Goldina, W. Green, C. Grillmair, E. Ha, E. Hacopians, T. Handley, R. Hartley, H. Heinrichsen, S. Hemple, D. Henderson, L. Hermans, T. Hesselroth, N. Hoac, D. Hoard, H. Hu, H. Hurt, H. Huynh, M. Im, J. Ingalls, E. Jackson, J. Jacobson, G. Johnson-McGee, K. Keller, A. Kelly, E. Kennedy, I. Khan, D. Kirkpatrick, S. Kolhatkar, M. Lacy, R. Laher, S. Laine, J. Lampley, W. Latter, W. Lee, M. Legassie, D. Levine, J. Li, P. Lowrance, N. Lu, J. Ma, W. Mahoney, D. Makovoz, V. Mannings, F. Marleau, T. Marston, F. Masci, H. McCallon, B. McCollum, D. McElroy, M. McElveney, V. Meadows, Y. Mei, S. Milanian, D. Mittman, A. Molloy, P. Morris, M. Moshir, R. Narron, B. Nelson, R. Newman, A. Noriega-Crespo, J. O’Linger, D. Padgett, P. Patterson, A. Pearl, M. Pesenson, S. Potts, W. Reach, L. Rebull, J. Rector, J. Rho, W. Roby, E. Ryan, R. Scholey, D. Shupe, N. Silbermann, G. Squires, S. Stolovy, L. Storrie-Lombardi, J. Surace, H. Teplitz, M. Thaller, G. Turek, S. Tyler, S. Van Dyk, S. Wachter, C. Waterson, W. Wheaton, J. White, A. Wiercigroch, G. Wilson, X. Wu, L. Yan*

University of Arizona - Multiband Imaging Photometer for Spitzer: Arizona (Project Mgmt., Array Construction, & Science) *A. Alonso-Herrero, M. Alwardi, I. Barg, M. Blaylock, M. Bradley, M. Buglewicz, J. Cadien, A. Churchill, H. Dang, L. Davidson, J. T. Davis, H. Dole, E. Egami, C. Engelbracht, K. A. Ennico, J. Facio, J. Flores, K. D. Gordon, L. Hammond, D. Hines, J. Hinz, R. Hodge, T. Horne, P. Hubbard, D. M. Kelly, D. Knight, K. A. Kormos, E. LeFloc’h, F. J. Low, M. McCormick, T. J. McMahon, T. Milner, K. Misselt, J. Morrison, K. Morse, J. Muzerolle, G. X. Neugebauer, L. Norvelle, C. Papovich, P. Perez-Gonzalez, M. J. Rieke, G. Rivlis, P. Rogers, R. Schnurr, M. Scutero, C. Siqueiros, P. Smith, J. A. Stansberry, P. Strittmatter, K. Su, C. Thompson, P. van Buren, S. Warner, K. White, D. A. Wilson, G. S. Winters* **UC Berkeley/LBNL (Science and Detector Material)** *E. Arens, J. W. Beeman, E. E. Haller, P. L. Richards* **Jet Propulsion Laboratory (Science)** *C. Beichman, K.*

Stapelfeldt National Optical Astronomy Observatories (Science) J. Mould Center for Astrophysics (Science) C. Lada Ball Aerospace (Instrument Development) D. Bean, M. Belton, T. Bunting, W. Burmester, S. Castro, C. Conger, L. Derouin, C. Downey, B. Frank, H. Garner, P. Gentry, T. Glenn, M. Hegge, G. B. Heim, M. L. Henderson, F. Lawson, K. MacFeely, B. McGilvray, R. Manning, D. Michika, C. D. Miller, D. Morgan, M. Neitenbach, R. Novaria, R. Ordonez, R. J. Pearson, Bruce Pett, K. Rogers, J. P. Schwenker, K. Shelley, S. Siewert, D. W. Strecker, S. Tennant, J. Troeltzsch, B. Unruh, R. M. Warden, J. Wedlake, N. Werholz, J. Winhart, R. Woodruff, C. Yanoski Raytheon (Readout Development) J. Asbrock, A. Hoffmann, N. Lum Ames Research Center (Readout Development) C. McCreight QM Industries (Far Infrared Filters) P. A. R. Ade Blackforest Engineering (Engineering Support) S. Gaalema Battel Engineering (Engineering Support) S. Battel SRON (Scan Mirror Development) T. Degraauw

REFERENCES

- Bell Burnell, S. J., Davies, J. K., & Stobie, R. S. 1992, Next Generation Infrared Space Observatory, Dordrecht, Kluwer.
- Kwok, J. H. 1993, in *Advances in Astronautical Sciences*, ed. V. J. Modi et al. (American Astronautical Society), Volume 35, paper 93-651.
- Fazio, G., et al. 2004, *ApJS*, this volume
- Finley, P. T., Hopkins, R. A., & Schweickart, R.B. 2004, *Proc. SPIE*, 5487-02
- Gehrz, R. D., et al. 2004, *Proc. SPIE*, 5487-86
- Hoffmann, W. F., Hora, J. L., Mentzell, J. E., Marx, C. T., Eisenhardt, P. R., Carey, S. J., & Megeath, S. T. 2004, *Proc. SPIE*, 5487-88
- Houck, J. R., et al. 2004, *ApJS*. this volume
- Lysek, M. J., Israelsson, U. E., Garcia, R. D., & Luchik, T. S 1995, in *Advances in Cryogenic Engineering*, ed. P. Kittel, (Plenum Publishing) Volume 41, 1143
- Rieke, G., et al. 2004, *ApJS*, this volume

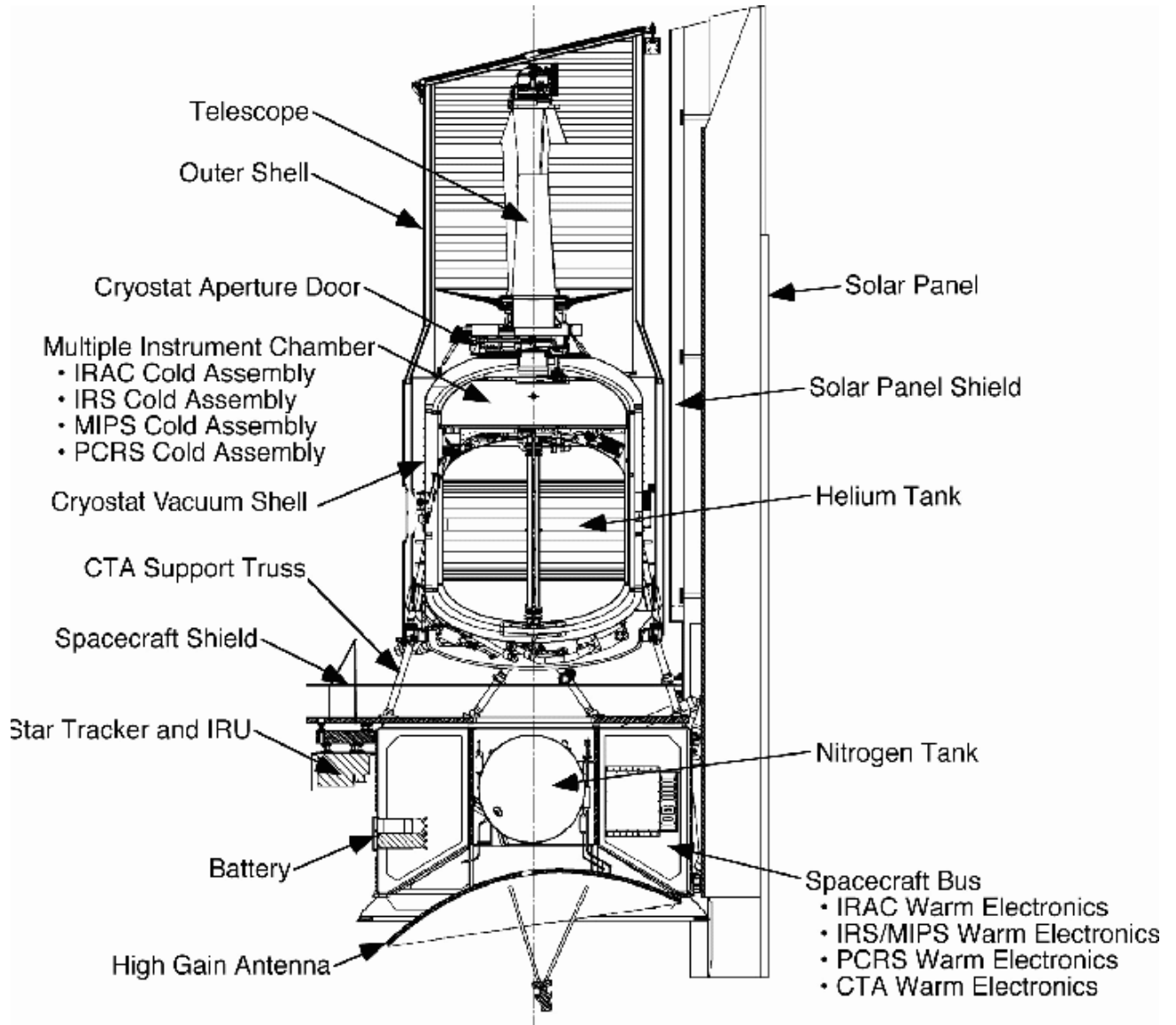


Fig. 1.— Cutaway view of the Spitzer Space Telescope flight hardware. The observatory is approximately 4.5m high and 2.1m in diameter. In this figure the dust cover is shown prior to its ejection approximately five days after launch.

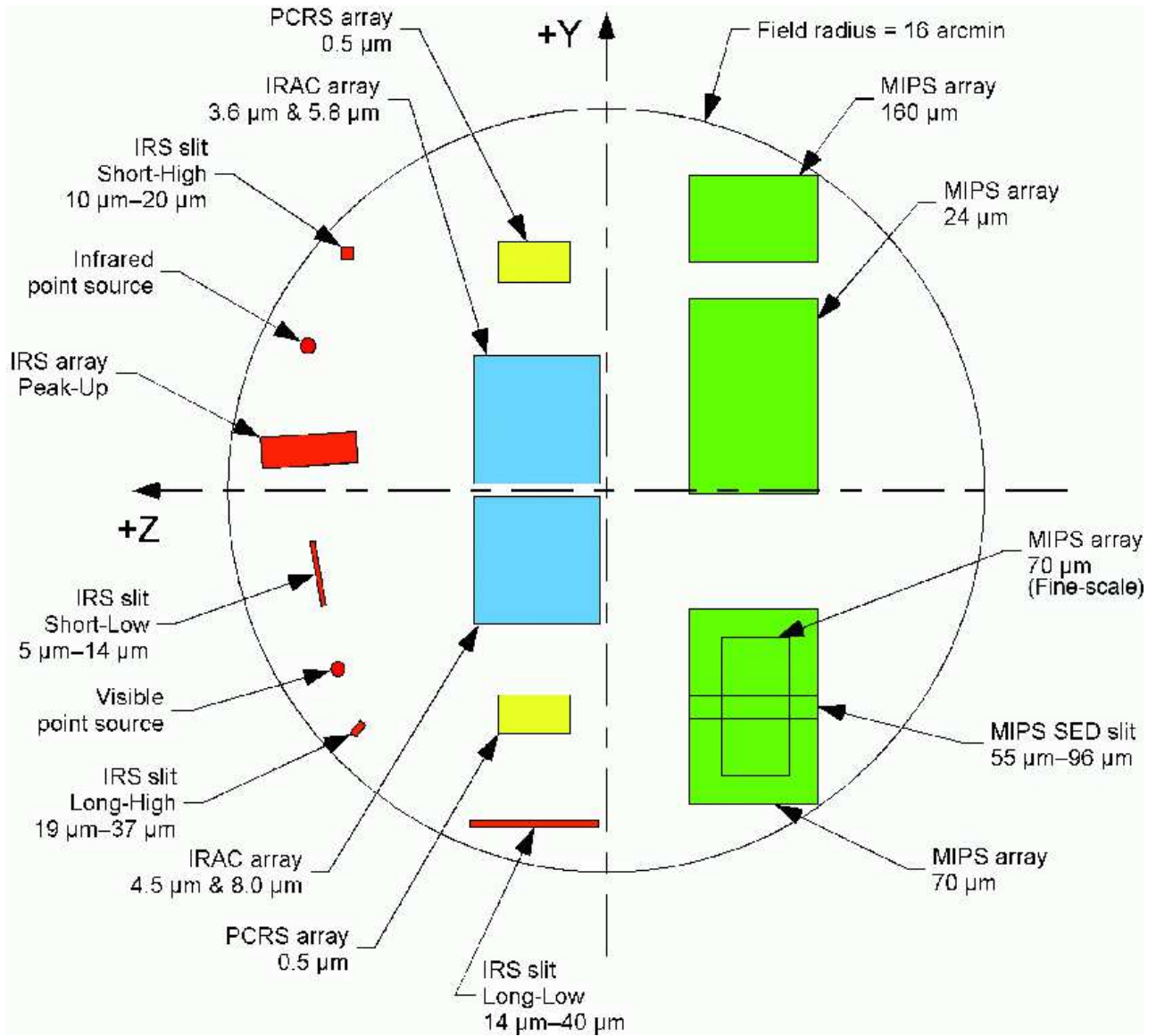


Fig. 2.— The SST focal plane layout as seen looking down from the telescope aperture. In this coordinate system the +Z direction points toward the sun. In addition to the science instrument apertures, the figure shows the location of the two Pointing Calibration Reference Sensor (PCRS) arrays and the two point sources that were used for ground-based focus checks and focal-plane mapping. The MIPS apertures appear rectangular because the scan mirror accesses an area larger than the instantaneous footprint of the array; the position of the SED slit and the fine scale array are shown schematically.

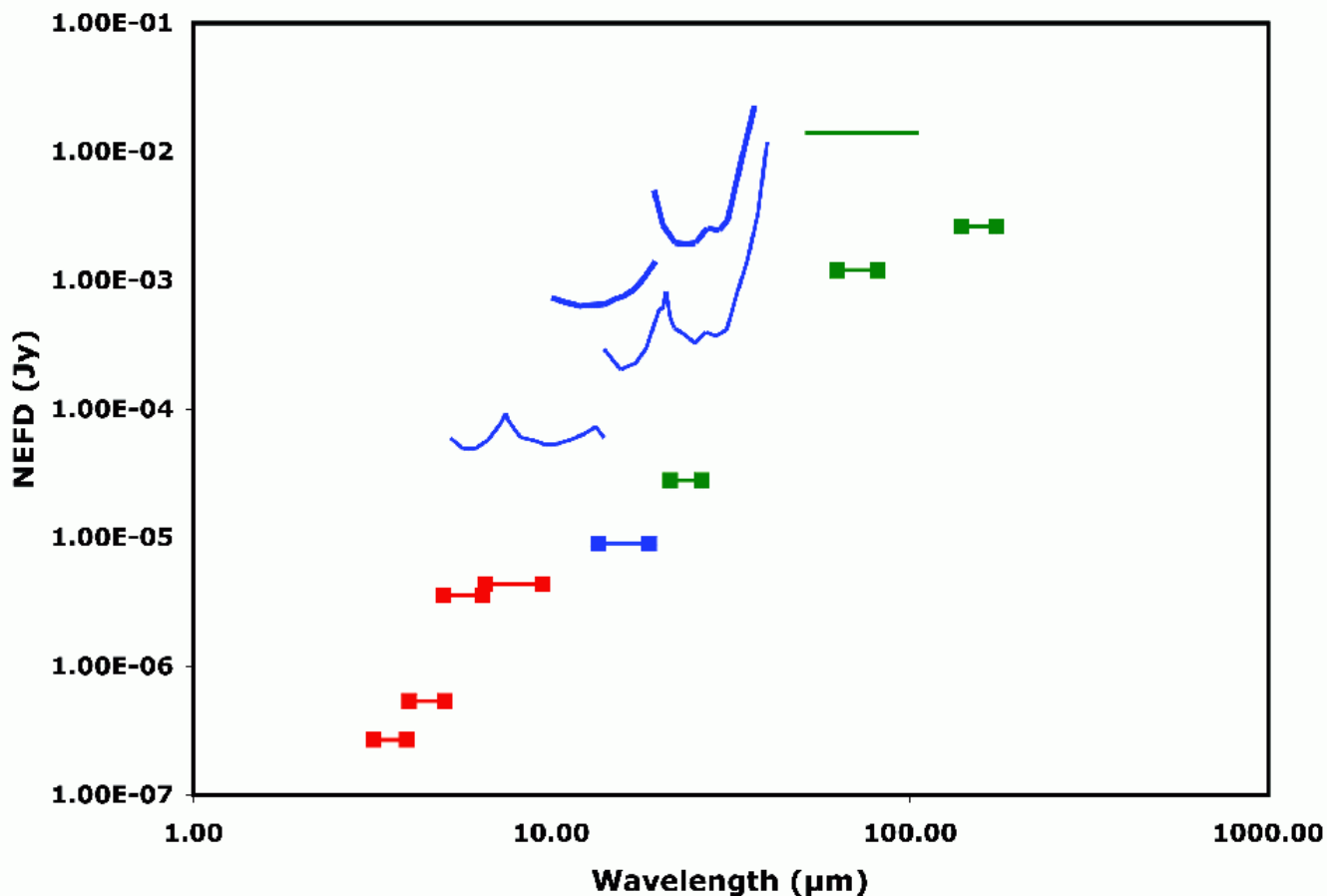


Fig. 3.— The point-source sensitivity and wavelength coverage of the Spitzer science instruments. All data are for 500 second integration times and are $1\text{-}\sigma$. In most cases the realized sensitivity can depend strongly on the zodiacal emission level, background confusion, and for the MIPS $70\ \mu\text{m}$ array, which half of the array is being used. The data presented here are for the most optimal locations on the sky and the most sensitive half of the MIPS $70\ \mu\text{m}$ array. The red lines with filled-square endpoints show the IRAC sensitivity and wavelength coverage. The blue lines denote the IRS, with the blue line with the filled square end points indicating the IRS blue pickup array when used for imaging. The IRS red pickup array performance is not indicated on this plot as it is very similar to the MIPS $24\ \mu\text{m}$ channel in its wavelength coverage but is not as sensitive. The blue lines without endpoints indicate the IRS spectral coverage and sensitivity, with the thicker lines denoting the high-resolution modules and the thinner lines the low-resolution module. The green lines with the filled end points indicate the MIPS sensitivity and wavelength coverage. The green line without endpoints indicates the predicted MIPS SED performance, although since this operational mode has not been commissioned yet there is only incomplete flight data available on its sensitivity.

Table 1. Top-Level Observatory Parameters

Parameter	Value
Total Observatory mass at launch	861 kg
Dimensions (height x diameter)	4.5 m x 2.1 m
Average operating power	375 W
Solar array generating capacity at launch	500 W
Nitrogen reaction control gas at launch	15.59 kg
Estimated reaction control gas lifetime	17 years
Mass memory capacity	2 GB
Telescope primary diameter	0.85 m
Telescope central obscuration	14.2%
Superfluid helium at launch	337 l
Estimated nominal cryogenic lifetime	5.3 years
Data transmission rate (high-gain antenna up to 0.58 AU from Earth)	2.2 Mb s ⁻¹
Command communication rate	2 kbps

Table 2. Infrared Array Camera (IRAC)—Four Channel Infrared Imager
PI: G. G. Fazio, SAO; Instrument built at NASA-Goddard

Channel	Wavelength [μm]	Field of View [arc-min]	Detector
1	3.19–3.94	5.2 x 5.2	256 x 256 InSb
2	4.00–5.02	5.2 x 5.2	256 x 256 InSb
3	4.98–6.41	5.2 x 5.2	256 x 256 Si:As
4	6.45–9.34	5.2 x 5.2	256 x 256 Si:As

Table 3. Infrared Spectrograph (IRS)—Low/Moderate Resolution Spectrometer
 PI: J. R. Houck, Cornell University; Instrument built at Ball Aerospace

Module	Wavelength Range [μm]	Slit Dimensions [arc-sec]	Spectral Resolution $\lambda/\Delta\lambda$
Short-Low	5.2–7.7 second-order	3.6 x 57	80–128
...	7.4–14.5 first-order	3.7 x 57	64–128
Long-Low	14.0–21.3 second-order	10.5 x 168	80–128
...	19.5–38.0 first-order	10.7 x 168	64–128
Short-High	9.9–19.6	4.7 x 11.3	~600
Long-High	18.7–37.2	11.1 x 22.3	~600
Peakup Array (Blue)	13.3–18.7	56 x 80	3
Peakup Array (Red)	18.5–26.0	54 x 82	3

Table 4. Multiband Infrared Photometer for Spitzer (MIPS)—Far-Infrared Imager and Spectral Energy Distribution (SED) Photometer
 PI: G. H. Rieke, Arizona; Instrument built at Ball Aerospace

Band Identification	Wavelength Range [μm]	Field of View [arc-min] [arc-min]	Detector Array
24 μm	21.5—26.2	5.4 x 5.4	128 x 128 Si:As
70 μm	62.5—81.5	5.2 x 5.2 ^a	32 x 32 Ge:Ga
160 μm	139.5—174.5 ^b	5.3 x 0.5	2 x 20 Stressed Ge:Ga
SED ($\lambda/\Delta\lambda = 15\text{--}25$)	51–106	2.7 x 0.34	32 x 24 Ge:Ga

^aThe MIPS 70 μm array consists of two 5.2 arc-min x 2.6 arc-min halves. Due to a problem in the cold cabling one of the halves has significantly worse sensitivity than the other.

^bThe MIPS 160 μm channel has a short-wavelength filter leak that admits some 1.6 μm light that must be accounted for when observing blue objects. See the Spitzer Science Center web-site for more information.