

A 150 MG MAGNETIC WHITE DWARF IN THE CATAclySMIC VARIABLE RX J1554.2+2721¹

B.T. GÄNSICKE², S. JORDAN³, K. BEUERMANN⁴, D. DE MARTINO⁵,
P. SZKODY⁶, T. MARSH², J. THORSTENSEN⁷

Draft version June 12, 2018

ABSTRACT

We report the detection of Zeeman-split Ly α absorption π and σ^+ lines in the far-ultraviolet *Hubble Space Telescope*/Space Telescope Imaging Spectrograph spectrum of the magnetic cataclysmic variable RX J1554.2+2721. Fitting the STIS data with magnetic white dwarf model spectra, we derive a field strength of $B \simeq 144$ MG and an effective temperature of 17000 K $\lesssim T_{\text{eff}} \lesssim 23000$ K. This measurement makes RX J1554.2+2721 only the third cataclysmic variable containing a white dwarf with a field exceeding 100 MG. Similar to the other high-field polar AR UMa, RX J1554.2+2721 is often found in a state of feeble mass transfer, which suggests that a considerable number of high-field polars may still remain undiscovered.

Subject headings: stars: individual (RX J1554.2+2721) – novae, cataclysmic variables line: formation – stars: magnetic fields – white dwarfs

1. INTRODUCTION

In polars, a sub-class of cataclysmic variables (CV), the strong magnetic field of the white dwarf suppresses the formation of an accretion disk, and synchronizes the white dwarf spin with the orbital period of the binary. Whereas single magnetic white dwarfs show a field distribution ranging from a few tens kG to $\simeq 1000$ MG (Wickramasinghe & Ferrario 2000; Jordan 2001; Gänsicke et al. 2002; Schmidt et al. 2003) there has been (and still is) a discomfoting lack of CVs containing white dwarfs with magnetic fields in excess of 100 MG. The first high-field polar to be identified was AR UMa, where a field strength of $B \simeq 230$ MG was estimated from the Zeeman-splitting of the Ly α σ^+ component detected in a far-ultraviolet (FUV) spectrum obtained with the *IUE* (Schmidt et al. 1996). Using detailed *HST*/STIS data, Gänsicke et al. (2001) refined the field strength measurement to $B \simeq 200$ MG. Schmidt et al. (2001) reported a second high-field polar, V884 Her, and determined $B \simeq 150$ MG from matching a number of narrow circularly polarized absorption features in the optical spectrum with Zeeman-split Balmer line components.

Here, we report the identification of a third high-field polar, RX J1554.2+2721, henceforth RX J1554. RX J1554 was identified as a CV on the basis of its emission line spectrum in the Hamburg Quasar Survey (Jiang et al. 2000). Its magnetic nature was suggested by Tovmassian et al. (2001), who also provided a first estimate of the orbital period, placing the system in the 2–3 h period gap. Thorstensen & Fenton

(2002) improved the period determination to $P_{\text{orb}} = 151.865 \pm 0.009$ min. Based on the identification of broad bumps in their optical spectra as cyclotron harmonics, Tovmassian et al. (2001) tentatively suggested a field strength of $B = 31$ MG for RX J1554.

2. FUV SPECTROSCOPY

Medium-resolution FUV spectroscopy of RX J1554 was obtained with *HST*/STIS on February 27, 2003, as part of our ongoing snapshot survey of cataclysmic variables (Gänsicke et al. 2003). We used the G140L grating in conjunction with the $52'' \times 0.2''$ aperture, providing a spectral resolution of $\simeq 1.2 \text{ \AA}$ and a spectral coverage of 1150–1710 \AA . The STIS spectrum of RX J1554 (Fig. 1) contains a blue continuum superimposed with narrow emission lines of C III λ 1176, Si III λ 1206, N V λ 1240, C II λ 1335, Si IV $\lambda\lambda$ 1393,1402, C IV λ 1550, and He II λ 1640. A weak broad emission bump centered on $\sim 1300 \text{ \AA}$ may be related to the Si III $\lambda\lambda$ 1294–1309 multiplet, the Si II $\lambda\lambda$ 1260,65 doublet is not detected. A most unusual feature is the broad ($\sim 75 \text{ \AA}$) absorption line centered on $\sim 1280 \text{ \AA}$. It falls clearly blue-ward of the 1400 \AA quasi-molecular H_2^+ absorption observed in cool white dwarfs. Considering the magnetic nature of RX J1554, a tantalising possible identification for this feature is the σ^+ component of Ly α Zeeman-split in a field $B > 100$ MG, analogous to that observed in the FUV spectrum of AR UMa (Schmidt et al. 1996; Gänsicke et al. 2001). We measured a F28 \times 50LP magnitude of $\simeq 16.8$ (roughly equivalent to the *R* band) from the STIS CCD acquisition image taken prior to the FUV spectroscopy. The system was hence in a state of relatively low accretion activity (Tovmassian et al. 2001; Thorstensen & Fenton 2002).

3. SPECTRAL ANALYSIS

We have analysed the STIS spectrum of RX J1554 using magnetic white dwarf model spectra computed with the code of Jordan (1992) and a fitting routine very similar to the one described by Euchner et al. (2002). In brief, our fit involves three free parameters: the magnetic field strength B (where we restricted our models to centered dipole fields), the angle between the line-of-sight and the magnetic axis Ψ , and the effective temperature of the white dwarf T_{eff} . Flux and circular polarization spectra are calculated for a large num-

¹ Based on observations made with the NASA/ESA Hubble Space Telescope, obtained at the Space Telescope Science Institute, which is operated by the Association of Universities for Research in Astronomy, Inc., under NASA contract NAS 5-26555.

² Department of Physics, University of Warwick, Coventry CV4 7AL, UK, boris.gaensicke@warwick.ac.uk

³ Institut für Astronomie und Astrophysik, Universität Tübingen, Sand 1, 72076 Tübingen, Germany, jordan@ari.uni-heidelberg.de

⁴ Universitäts-Sternwarte, Geismarlandstr. 11, 37083 Göttingen, Germany, beuermann@uni-sw.gwdg.de

⁵ Osservatorio di Capodimonte, Via Moiariello 16, I-80131 Napoli, Italy, demartin@na.astro.it

⁶ Astronomy Department, University of Washington, Seattle, WA 98195, USA, szkody@astro.washington.edu

⁷ Department of Physics and Astronomy, Dartmouth College, 6127 Wilder Laboratory, Hanover, NH 03755-3528, USA, j.thorstensen@dartmouth.edu

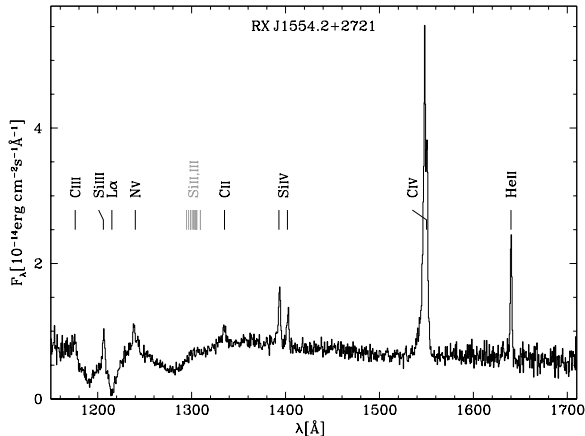


FIG. 1.— *HST*/STIS G140L snapshot spectrum of RX J1554.2+2721, along with emission line identifications.

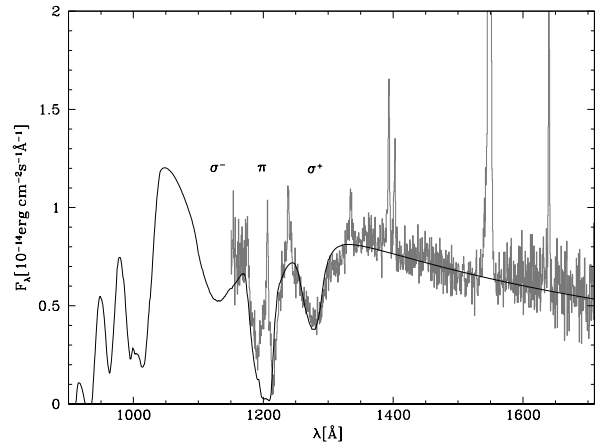


FIG. 2.— The best-fit magnetic white dwarf model spectrum ($B = 144$ MG, $T_{\text{eff}} = 17500$ K) reproduces well the position and profile of the observe Ly α π and σ^+ components.

ber of surface elements representing the surface of the white dwarf, and the actual white dwarf model spectrum is obtained by adding up the contributions of all visible elements. In contrast to Euchner et al. (2002), we used 12 viewing angles (instead of 9), and interpolated in a grid of 12 propagation angles within the atmosphere to account for the effect of limb darkening (instead of a linear approximation). The optimization is initially done using a genetic algorithm (Carroll 2001) and subsequently refined by a downhill simplex algorithm. Once the best-fit parameters are determined, a final model is calculated by consistently solving the radiative transfer equations (Jordan 1992) in order to avoid the interpolations used in the fitting code.

Whereas the position of the Ly α Zeeman components as well as their profiles allow a relatively accurate measurement of B and Ψ , determining the effective temperature of high-field magnetic white dwarfs is notoriously difficult. In non-magnetic white dwarfs, the analysis of the Stark-broadened Balmer and/or Lyman lines is most useful in establishing the effective temperature. However, the combination of Stark broadening and Zeeman splitting at high field strengths is still too poorly understood to use the hydrogen line profiles as exact temperature indicators in strongly magnetic white dwarfs. Similarly, also the slope of the continuum is subject to uncertainties in the atomic physics. A general trend at high fields appears to be that the optical continuum implies higher temperatures than the FUV continuum, as observed e.g. in PG 1031+234 (Schmidt et al. 1986) and in AR UMa (Gänsicke et al. 2001).

Our best-fit to the STIS spectrum of RX J1554 results in $B = 144 \pm 15$ MG, $T_{\text{eff}} \sim 17500$ K and $\Psi = 38 \pm 15^\circ$. Thus, RX J1554 is the third CV containing a magnetic white dwarf with a field exceeding 100 MG. The field strength determined here from the unambiguous detection of the Ly α Zeeman σ^+ component exceeds the estimated $B = 31$ MG of Tovmassian et al. (2001) by a large factor. The most likely cause for this disagreement is an erroneous assignment of cyclotron harmonic numbers to the weak emission bumps observed in the blue part of the optical spectrum (Tovmassian et al. 2001). For a field strength of ~ 150 MG, the emission of the cyclotron fundamental is centered at ~ 7200 Å, the first harmonic at ~ 3600 Å. Neither the spectra of Tovmassian et al. (2001) nor those of Thorstensen & Fenton

(2002) display any feature readily identifiable as the cyclotron fundamental or first harmonic. Phase-resolved spectropolarimetry would be desirable to probe the nature of the optical continuum emission.

Figure 2 shows the STIS spectrum along with our best-fit model extended blue-wards up to the Lyman limit. It is apparent that future phase-resolved *FUSE* and *HST* spectroscopy of RX J1554 would be extremely useful to confine in more detail the topology of the magnetic field in RX J1554, which could deviate from a simple dipole geometry (as shown in the case of AR UMa by Gänsicke et al. 2001 and Ferrario et al. 2003). *FUSE* observations would also provide an additional constraint on the effective temperature of the white dwarf.

In Fig. 3 we show an average low-state spectrum of RX J1554 from Thorstensen & Fenton (2002) along with our STIS data. The red part of the optical spectrum clearly reveals the secondary star, the blue continuum is most likely associated with photospheric emission from the white dwarf. Following Thorstensen & Fenton (2002), the spectral contribution of the secondary star is well described by a M4 template scaled for a distance of $d = 210$ pc and a Roche-lobe equivalent radius of the secondary of $R_{L_2} = 1.76 \times 10^{10}$ cm (corresponding to a mass ratio $M_{\text{wd}}/M_{\text{sec}} = 3$). Whereas the relatively flat spectral slope of the STIS spectrum is best described with a temperature of $\simeq 17500$ K, the combined optical-FUV spectral energy distribution suggests a higher temperature of ~ 23000 K (reddening is negligible along the line of sight to RX J1554). At a distance of $d = 210$ pc, the flux scaling factors implied by the models shown in Fig. 3 give white dwarf radii of 9.8×10^8 cm, 7.9×10^8 cm, and 6.6×10^8 cm for $T_{\text{eff}} = 15000$ K, 20000 K, and 25000 K – which are all plausible, but do not help to constrain the temperature of the white dwarf. We conclude that the temperature of the white dwarf in RX J1554 is likely to be $17000 \text{ K} \lesssim T_{\text{eff}} \lesssim 23000 \text{ K}$.

4. MAGNETIC FIELDS IN WHITE DWARFS

The statistics of magnetic fields in single white dwarfs has been substantially improved by the first results from the Sloan Digital Sky survey (Gänsicke et al. 2002; Schmidt et al. 2003), even though Liebert et al. (2003) argue that the fraction of magnetic white dwarfs may still be significantly underestimated. Combining the SDSS results with those summarized in Wickramasinghe & Ferrario (2000), the number of single

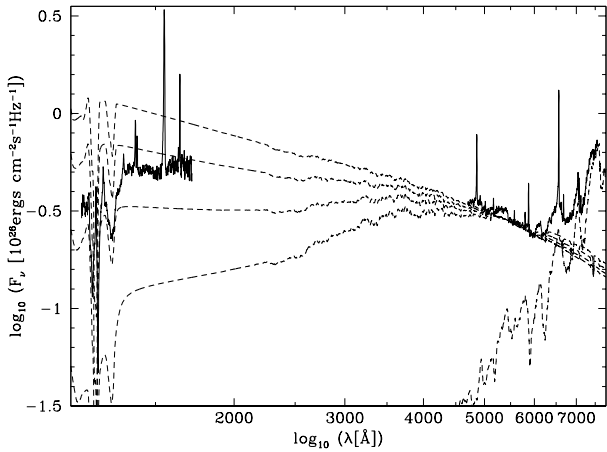


FIG. 3.— Combined ultraviolet/optical spectrum of RX J1554, using our STIS data and the mean low-state spectrum of Thorstensen & Fenton (2002). Overplotted as dashed lines are (from top to bottom) magnetic white dwarf models ($B = 144$ MG, $\Psi = 28^\circ$ with $T_{\text{eff}} = 30\,000$ K, $25\,000$ K, $20\,000$ K, and $15\,000$ K. The models have been scaled to the V -band flux of RX J1554, after subtracting the contribution from the companion star.

white dwarfs with known field strength is 108. Our current census of polars is 76, of which some measure of the surface field is available for a subset of 53. Figure 4 shows the distribution of the measured (mean or typical) field strengths in the single white dwarfs and in polars. For the latter, the quoted field strength is preferentially that of the main accreting pole as determined from the spacing of cyclotron lines, replaced by Zeeman detections where no cyclotron measurement is available. It is likely that this distribution is biased against the detection of both high and low field strengths, because the high-field systems have weak spectral features in the optical range and the low-field systems often display a cyclotron continuum with all lines washed out. We suspect that most of the 23 polars with no field measurement and all of the 40 confirmed or suspected intermediate polars in the 2003 edition of the Ritter & Kolb catalogue have field strengths typically in the 1–25 MG range, given that the minimum field strength which allows a magnetic CV to synchronize is of the order of 3–10 MG.

5. DISCUSSION

The lack of high-field polars has been a long-standing puzzle. Hameury et al. (1989) suggested that for strong fields ($B > 40$ MG) the wind of the secondary may couple to the magnetic field lines of the white dwarf rather than those of the secondary, and, as a consequence of the large magnetospheric radius of the white dwarf, magnetic braking would be much more efficient than in non-magnetic CVs – in fact so efficient that the mass transfer would be thermally unstable, with a correspondingly very short life time of such systems.

Wickramasinghe & Wu (1994) and Li et al. (1994) alternatively argued that in high-field polars the magnetic field lines of the secondary will form closed loops or connect to the field lines of the white dwarf, reducing the magnetic flux in open field lines. Therefore, their prediction is that the angular momentum loss and mass transfer rates in strongly magnetic CVs should be lower compared to non-magnetic ones, and they predict a maximum field strength of ~ 70 – 100 MG, above which mass transfer will be suppressed completely (see, however, the discussion by King et al. 1994).

Our determination of a white dwarf magnetic field strength

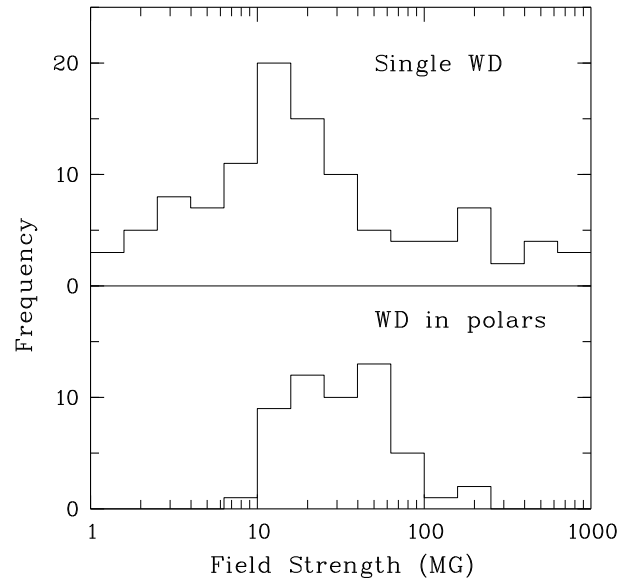


FIG. 4.— Distribution of magnetic field strength for single white dwarfs and for white dwarfs in CVs.

of $B \simeq 150$ MG in RX J1554 raises the number of high-field polars ($B > 100$ MG) to three – which makes these objects a rare but no longer exceptional species. ARUMa ($B \simeq 200$ MG, $P_{\text{orb}} = 116$ min) and V884 Her ($B \simeq 150$ MG, $P_{\text{orb}} = 113$ min) are both below the period gap, and RX J1554 ($B \simeq 145$ MG, $P_{\text{orb}} = 152$ min) is right in the middle of the gap – i.e. all known high-field polars have periods below 3 h. It seems, however, premature to draw any conclusion based on three systems only. One property that at least ARUMa and RX J1554 share is that they are frequently encountered in states of low mass transfer (Remillard et al. 1994; Schmidt et al. 1996, 1999; Tovmassian et al. 2001; Thorstensen & Fenton 2002), while the long-term variability of V884 Her is less well documented. Assuming that frequent low states are a general property of high-field polars it is likely that a considerable fraction of these systems have evaded discovery so far. The exact causes of low states in polars are not yet fully understood, possible mechanisms that could decrease the mass transfer rate on time scales of years include starspots moving across the L_1 point (King & Cannizzo 1998; Hessman et al. 2000) and the swinging dipole model by Andronov (1987). Detailed long-term monitoring of the accretion activity of polars in general, and high-field polars in particular, would be desirable to establish a measure of their accretion rates following the approach of Hessman et al. (2000).

Schmidt et al. (2003) believe that the maximum in the distribution of single white dwarfs near 20 MG is real. Taking into account the selection effects for identifying magnetic CVs in the first place, and measuring the magnetic fields of their white dwarfs in the second place, it seems possible that the intrinsic distribution of magnetic field strengths in CV white dwarfs is not dissimilar from the one of single white dwarfs. RX J1554 is one example of the systems not readily recognisable as high-field polars by optical means, and systems with white dwarfs of still higher field strength possibly may exist but appear no different than ordinary polar.

BTG was supported by a PPARC Advanced Fellowship. Additional support was provided through NASA grant GO-

9357 from the Space Telescope Science Institute, which is operated by the Association of Universities for Research in

Astronomy, Inc., under NASA contract NAS 5-26555.

REFERENCES

- Andronov, I. L. 1987, *Ap&SS*, 131, 557
 Carroll, D. L. 2001, <http://cuaerospace.com/carroll/ga.html>
 Euchner, F., Jordan, S., Beuermann, K., Gänsicke, B. T., & Hessman, F. V. 2002, *A&A*, 390, 633
 Ferrario, L., Wickramasinghe, D. T., & Schmidt, G. 2003, *MNRAS*, 338, 340
 Gänsicke, B. T., Szkody, P., de Martino, D., Beuermann, K., Long, K. S., Sion, E. M., Knigge, C., Marsh, T., & Hubeny, I. 2003, *ApJ*, 594, 443
 Gänsicke, B. T., Euchner, F., & Jordan, S. 2002, *A&A*, 394, 957
 Gänsicke, B. T., Schmidt, G. D., Jordan, S., & Szkody, P. 2001, *ApJ*, 555, 380
 Hameury, J. M., King, A. R., & Lasota, J. P. 1989, *MNRAS*, 237, 845
 Hessman, F. V., Gänsicke, B. T., & Mattei, J. A. 2000, *A&A*, 361, 952
 Jiang, X. J., Engels, D., Wei, J. Y., Tesch, F., & Hu, J. Y. 2000, *A&A*, 362, 263
 Jordan, S. 1992, *A&A*, 265, 570
 Jordan, S. 2001, in 12th European Workshop on White Dwarfs, ed. J. L. Provencal, H. L. Shipman, J. MacDonal, & S. Goodchild (ASP Conf. Ser. 226), 269–278
 King, A. R. & Cannizzo, J. K. 1998, *ApJ*, 499, 348
 King, A. R., Kolb, U., De Kool, M., & Ritter, H. 1994, *MNRAS*, 269, 907
 Li, J. K., Wu, K. W., & Wickramasinghe, D. T. 1994, *MNRAS*, 270, 769
 Liebert, J., Bergeron, P., & Holberg, J. B. 2003, *AJ*, 125, 348
 Remillard, R. A., Schachter, J. F., Silber, A. D., & Slane, P. 1994, *ApJ*, 426, 288
 Ritter, H. & Kolb, U. 2003, *A&A*, 404, 301
 Schmidt, G. D., Ferrario, L., Wickramasinghe, D. T., & Smith, P. S. 2001, *ApJ*, 553, 823
 Schmidt, G. D., Harris, H. C., Liebert, J., Eisenstein, D. J., Anderson, S. F., Brinkmann, J., Hall, P. B., Harvanek, M., Hawley, S., Kleinman, S. J., Knapp, G. R., Krzesinski, J., Lamb, D. Q., Long, D., Munn, J. A., Neilsen, E. H., Newman, P. R., Nitta, A., Schlegel, D. J., Schneider, D. P., Silvestri, N. M., Smith, J. A., Snedden, S. A., Szkody, P., & Vanden Berk, D. 2003, *ApJ*, 595, 1101
 Schmidt, G. D., Liebert, J., Harris, H. C., Dahn, C. C., & Leggett, S. K. 1999, *ApJ*, 512, 916
 Schmidt, G. D., Stockman, H. S., & Grandi, S. A. 1986, *ApJ*, 300, 804
 Schmidt, G. D., Szkody, P., Smith, P. S., Silber, A., Tovmassian, G., Hoard, D. W., Gänsicke, B. T., & de Martino, D. 1996, *ApJ*, 473, 483
 Thorstensen, J. R. & Fenton, W. H. 2002, *PASP*, 114, 74
 Tovmassian, G. H., Greiner, J., Zharikov, S. V., Echevarría, J., & Kniazev, A. 2001, *A&A*, 380, 504
 Wickramasinghe, D. T. & Ferrario, L. 2000, *PASP*, 112, 873
 Wickramasinghe, D. T. & Wu, K. 1994, *MNRAS*, 266, L1