

Evolution at very low and zero Z

Georges Meynet, André Maeder and Sylvia Ekström

Geneva Observatory, CH-1290 Sauverny, Switzerland

Abstract. Rotation deeply affects the evolution of very metal poor massive stars. Indeed, even moderately rotating stars reach the break-up limit during the Main-Sequence (MS) phase, they evolve rapidly to the red after the core H-burning phase and important surface enrichment in CNO elements occurs at the supergiant stage. High rotation and the self enrichment in heavy elements Z tend to enhance the quantity of mass lost by stellar winds. As a numerical example, we obtain that a $60 M_{\odot}$ at $Z = 0.00001$, with an initial rotation corresponding to 0.7 of the critical velocity, loses half of its initial mass during its lifetime. The ejected material, enriched in helium and CNO elements, has interesting consequences for the early chemical evolution of galaxies.

1. Introduction

Pop III stars are not directly observed, however they had an impact on the early photometric and chemical evolution of galaxies and they contributed to the reionization of the Universe. Recently the interest in these objects has been stimulated by the observation of extremely metal poor stars (Christlieb et al. 2000) and the detection of galaxies at high redshifts (Pelló et al. 2004). Thus numerous grids for Pop III stars have recently appeared (Weiss et al. 2000; Chieffi & Limongi 2002; Heger & Woosley 2002; Marigo et al. 2003; Nomoto et al. 2003; Tumlinson, Shull, & Venkatesan 2003; Picardi et al. 2004).

As recalled above, for Pop III stars, there are no individual stars with which stellar models can be compared and the check of the quality of the models remains quite indirect. An interesting approach is to use for computing very metal poor stellar models the same physics which can successfully account for important observed properties of stars at higher metallicities. In this context it appears that rotation plays a key role in shaping many of these properties (see Sect. 4 below). Thus, following the above approach, it is quite natural to explore what are the effects of rotation at very low Z . Recent attempts to explore these effects in metal poor environments have been performed by Heger, Woosley & Waters (2000) and Marigo et al. (2003) at $Z = 0$ and by Meynet & Maeder (2002) at $Z = 0.00001$. In this paper, after a recall of the main results obtained by non-rotating and rotating models at very low Z , we explore, for the first time, the effects of very fast rotation on the evolution of massive, very metal poor stars, resolving in a consistent way the equations for the transport of the angular momentum and of the chemical species.

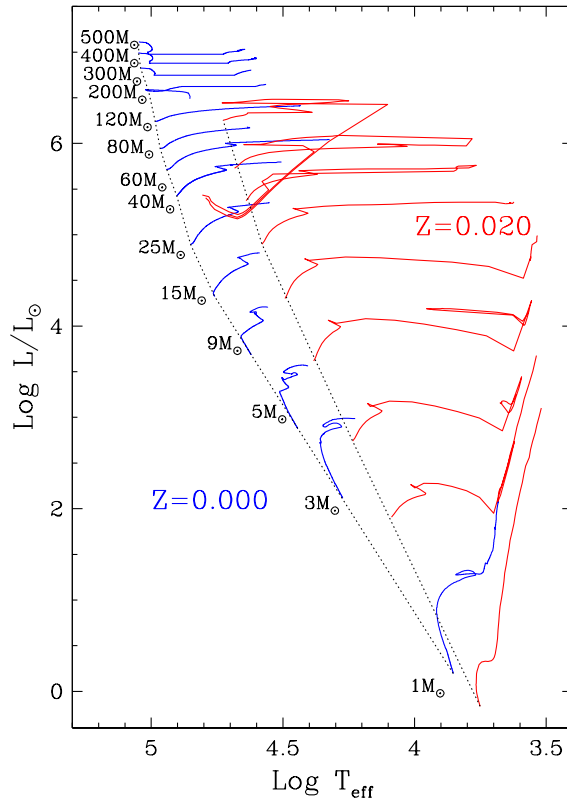


Figure 1. Evolutionary tracks for non-rotating stellar models at solar and zero metallicity. The computations were performed by Feijóo (1999).

2. Evolution of non-rotating very metal poor stars

Evolutionary tracks for Pop III stars are shown together with solar metallicity models on Fig. 1. At very low metallicity, the star formation processes may lead to the formation of more massive stars that at high metallicity (see Abel’s contribution in the present volume). The evolutionary scenario of these very massive objects have been recently discussed by Heger & Woosley (2002). Among the most important differences between solar metallicity stars and primordial stars, we can note the following ones (see the review by Chiosi 2000 for more details):

- Metal poor stars are more compact than solar metallicity ones due to lower opacity. For instance, a $20 M_{\odot}$ stellar model at $Z = 0$ has a radius on the ZAMS which is about a third of the stellar radius of the corresponding model at solar metallicity. As a consequence, the moment of inertia of a star of a given initial mass is also smaller at lower metallicity: typically it is equal to $0.62 \cdot 10^{57}$ [g cm²] for a Pop III star and $5.72 \cdot 10^{57}$ [g cm²] for a solar metallicity star. This may imply faster initial rotation rate, in case very metal poor stars begin their evolution with the same amount of angular momentum than their more metal rich counterparts.

- At solar metallicity, all stars with initial masses superior to $\sim 1.2 M_{\odot}$ burn their hydrogen through the CNO cycle. At $Z = 0$ the lack of carbon for initiating the CN cycle implies that stars of all masses begin to burn their hydrogen through the pp chains. Since the energy generated by these chains is not enough to support massive stars against gravity, the stars contract until the central temperatures reach sufficiently high value for activating the 3α reaction. When the abundance of carbon, synthesized by He-burning, reaches a value around 10^{-9} – 10^{-10} in mass fraction, the CN cycle becomes fully efficient and the star recover the standard behavior.
- According to the line-driven wind theory, the rate of mass loss depends on the metallicity of the layers of the star where the absorption lines are formed (Castor, Abbott & Klein 1975). For the metallicity range between 10^{-4} and $1 \times Z_{\odot}$, Kudritzki (2002) obtains that $\dot{M}(Z) \propto (Z/Z_{\odot})^{0.5} \dot{M}(Z_{\odot})$. Thus the mass loss rates decrease when the metallicity decreases. Extrapolating the above scaling law for zero metallicity star would predict that these stars lose no mass at all, at least until some surface enrichment occurs modifying their metallicity. However such a statement should be taken with caution. Other processes which are metallicity independent may intervene for driving mass loss (e.g. effects of continuum radiation, pulsation). At present, the intensity of the stellar winds at very low metallicity still remains largely unknown.

3. The variations of the effects of rotation with the metallicity

Rotation induces numerous instabilities in the stellar interiors. These instabilities, at their turn, transport chemical species and angular momentum throughout the stellar interiors (Heger & Langer 2000; Maeder & Meynet 2000). Rotation also affects the way massive stars lose mass through stellar winds (Maeder & Meynet 2000). In the recent years the effects of rotation have been explored at different initial metallicities (Meynet & Maeder 2000; Maeder & Meynet 2001; Meynet & Maeder 2002; 2003; 2004). Interestingly, these models show that given an initial mass and an initial equatorial velocity, v_{ini} , the lower the metallicity, the more efficient the chemical mixing and greater the chances for the star to reach the break-up limit. Let us discuss these two points in more details.

3.1. More efficient chemical mixing at low Z

On panels “a” and “b” of Fig. 2, the variations with the radius of the angular velocity in a solar metallicity and a very metal poor $20 M_{\odot}$ model are compared. The quantity X_c is the mass fraction of hydrogen at the center. One can note three main differences between the two metallicities: [1] The $Z = 0.00001$ star has a radius which is about half the radius of the solar metallicity model. [2] Ω is higher in the $Z = 0.00001$ model. This comes from the fact that the two models began their evolution on the ZAMS with the same value of the equatorial velocity. Since at $Z = 0.00001$, the radius is smaller, this implies that Ω is greater ($v = \Omega R$). [3] The gradients of Ω are much steeper in the lower metallicity model. The explanation for this last difference arises from the fact

that the meridional velocity is much smaller at lower metallicity¹. This can be seen from panels “c” and “d” of Fig. 2, which also shows that during most of the Main-Sequence phase, the sign of U (radial term of the vertical component of the meridional velocity) is negative, meaning an outward transport of the angular momentum. Thus less angular momentum is transported outwards during the MS phase and the gradients remain steeper. Contrary to angular momentum, the chemical species are more easily transported in lower metallicity stars (see panels “e” and “f”). This comes from the fact that the gradients of Ω are steeper and thus the shear mixing is more efficient. One notes also that in the lower metallicity model, the nitrogen enhancement in the convective core is higher than in the solar metallicity model. Thus the gradient of N abundance at the border of the core is also more important favouring its transport by shear mixing in the outer radiative envelope. The nitrogen enhancement is more important at low Z , because the very metal poor models start with an initial composition which is enriched in oxygen and slightly decreased in carbon and nitrogen (α -enhanced composition). This reflects the fact that early stellar generations were formed from material which was only enriched by massive star ejecta.

3.2. Stars at low Z reach more easily the break-up limit

As shown above, during most of the MS phase, angular momentum is transported outwards and thus one expects that in absence of mass loss, the stellar outer layers will be accelerated. This is the main reason why at low metallicity, *i.e.* when the mass loss rates are low, the surface velocity may increase with time during the MS phase. On the contrary, when the mass loss rates are high, the outer layers are removed and the surface velocity decreases or at least is prevented from growing. Polar winds might change this picture, although only for very high rotation rates (Maeder 1999).

In Fig. 3, the evolution of the ratio of the surface equatorial velocity to the break-up velocity² $v_{\text{crit},1} = \frac{2}{3} \frac{GM}{R_{\text{pb}}}$ is shown as a function of time for models at $Z = 0.020$ and $Z = 0.00001$. Comparing the two plots for the two metallicities, the most striking difference occurs for the models of 40 and 60 M_{\odot} models. While the solar metallicity models evolves away from the break-up limit, their lower metallicity counterparts reach this limit at the end of their MS phases. It is interesting to remark here that the two processes involved to explain such behaviors, namely the stellar winds and the outwards transport of the angular momentum become **both** less efficient when the metallicity (and/or the initial mass) decreases. According to the present numerical models, clearly mass loss overcomes the transport effect at solar metallicity, while the inverse situation occurs at $Z = 0.00001$ at least for stars with initial masses between 40 and 60 M_{\odot} . It is likely that, for a given initial velocity, the range of initial masses which

¹This mainly arises from the Gratton-Öpik term in the expression for the meridional circulation, which scales as the inverse of the density (see Maeder & Meynet 2001 for a more detailed discussion).

²As shown by Maeder & Meynet (2000), the expression of the break-up velocity is different for stars away or at proximity of the Eddington limit. Near the Eddington limit, the critical velocity is smaller than $v_{\text{crit},1}$. Its expression is given in the above reference. In the expression for the correcting factor of mass loss due to rotation, only the ratio $v/v_{\text{crit},1}$ appears.

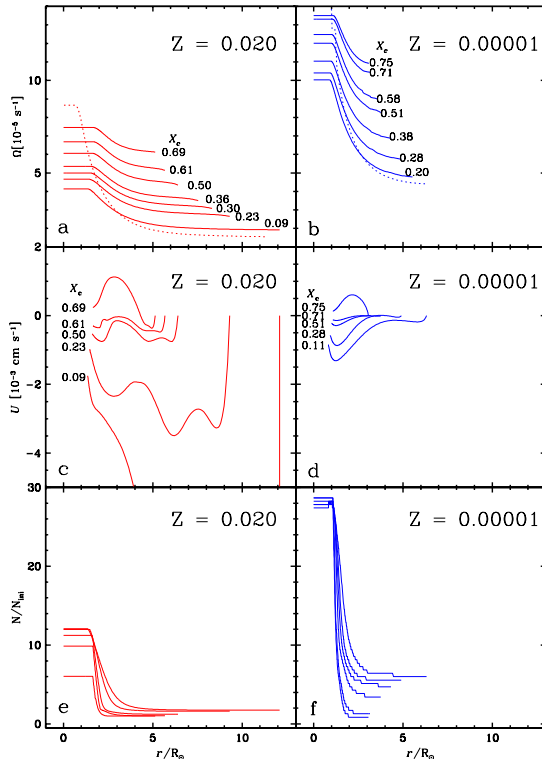


Figure 2. Variation as a function of the radius in solar units of the angular velocity, Ω , of the radial term of the vertical component of the velocity of meridional circulation, U , and of the abundance of nitrogen normalized to its initial value, N/N_{ini} , during the Main sequence phase of $20 M_{\odot}$ stellar models. In both cases $v_{\text{ini}} = 300 \text{ km s}^{-1}$. The left panels are for solar metallicity models, the right panels are for $Z = 0.00001$ models. The values of X_c are the mass fraction of hydrogen in the centre. The dotted lines in panels “a” and “b” show how Ω varies at the end of the Main-Sequence phase when the core contracts. In panels “e” and “f”, the models represented are the same as those shown in panels “c” and “d”. When time goes on, the surface becomes more and more enriched in nitrogen, thus in these two panels, when time goes on, curves shift from bottom to top.

can reach the break-up limit during the MS phase shifts to higher values when the metallicity decreases.

4. Consequences for massive star populations at different metallicities

The two effects discussed in the previous section have numerous observational consequences:

- For given the initial mass and rotational velocity, the lower the metallicity, the more important are the surface enrichments at a given evolutionary

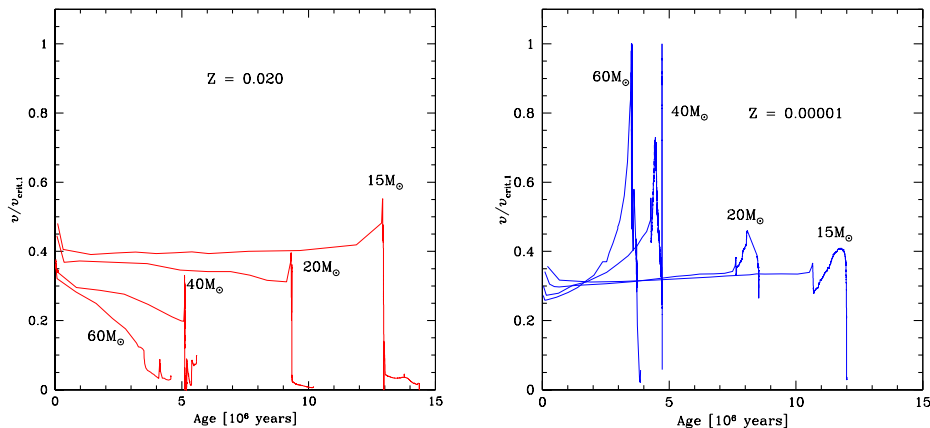


Figure 3. Variation as a function of time, for two metallicities and various initial masses, of the ratio of the equatorial velocity at the surface to the critical velocity $v_{\text{crit},1} = \frac{2}{3} \frac{GM}{R_{\text{pb}}}$, where R_{pb} is the polar radius at break-up. In all cases, the initial rotation on the ZAMS is $v_{\text{ini}} = 300 \text{ km s}^{-1}$.

stage³. The observations by Venn & Przybilla (2004) of surface abundances of A-type supergiants in the Milky-Way and in the SMC support this view, although they might also be explained by a distribution of initial rotation with more fast rotators at low Z .

- For given the initial mass and rotational velocity, the lower the metallicity, the greater the averaged surface velocity during the MS phase. The observed increase of the number ratio of Be stars to B stars when the metallicity decreases (Maeder, Grebel, & Mermilliod 1999), also the recent rotational velocities measured by Keller (2004) for early B-type stars in the LMC and the Galaxy gives some support to this view. However, as above, the distribution of the initial velocity may be different at various metallicities and may thus blur the evolutionary effect predict by the present stellar models.
- Mixing induced by rotation favours the redwards evolution after the MS phase (Maeder & Meynet 2001). This effect might explain the great number of red supergiants observed in the SMC.
- The concomitant effects of rotation and mass loss by stellar winds play a key role in the process of Wolf-Rayet star formation (Fliegner & Langer 1994; Meynet & Maeder 2003). It has been shown that models accounting for the effects of rotation much better reproduce the variation with the metallicity of the number ratio of WR to O-type stars (Meynet & Maeder 2004). Also the Z -dependance of the number ratio of type Ibc supernovae

³Note that exception to the above trend occurs for high mass stars ($M \geq 40 M_{\odot}$) undergoing heavy mass loss rates (Meynet & Maeder 2003). In that case mass loss dominates the effects of rotation.

(supposed to arise from WR progenitors) to type II supernovae is much better fitted by the rotating models.

In addition to these effects, rotation also affects the stellar yields (see the contribution by Maeder in this volume). At low metallicity, it has been shown that rotation naturally leads to the synthesis of primary nitrogen (Meynet & Maeder 2002), in quantities which appear quite compatible with those needed by chemical evolution models of galaxies for reproducing the behavior of the N/O ratio at low Z (see e.g. Prantzos 2003).

5. Consequences for the evolution of very fast rotating metal poor stars

Taking advantage of the good agreement between the stellar models and numerous observations for metallicities between 1/5 and 2 times solar (see the previous section), it is interesting to explore the predictions of the models in more extreme conditions. We shall focus our attention on a model of $60 M_{\odot}$ star at $Z = 0.00001$ with an initial velocity equal to 800 km s^{-1} (this corresponds to an initial value of $v/v_{\text{crit},1} = 0.7$). There are three reasons for considering this case of high initial rotation: 1) realistic simulations of the formation of the first stars in the Universe show that these stars might begin their evolution with a high content of angular momentum (Abel, Bryan, & Norman 2002); 2) since the metal poor stars are more compact, a given value of the angular momentum corresponds to a higher value of the initial equatorial velocity. Typically, at $Z = 0.020$, a value of $\Omega/\Omega_{\text{crit}} = 0.5$ corresponds to a value of $v_{\text{ini}} = 300 \text{ km s}^{-1}$, at $Z = 0$, the same value of $\Omega/\Omega_{\text{crit}}$ corresponds to a value of $v_{\text{ini}} = 800 \text{ km s}^{-1}$. 3) There are some observational hints that the distribution of initial rotation might contain more fast rotators at low Z (Maeder et al. 1999);

With respect to non-rotating stellar models, our very fast rotating model presents three main differences, which all tend to enhance the quantities of mass lost by stellar winds:

1) The star remains near the break-up limit during about 2/3 of its MS lifetime. Due to this fact it loses about $6 M_{\odot}$ which is much more than the $0.2 M_{\odot}$ lost by the similar non-rotating model.

2) After the MS phase, contrary to its non-rotating counterparts, which spends most of its core He-burning phase in the blue region of the HR diagram, the model with $v_{\text{ini}} = 800 \text{ km s}^{-1}$ rapidly evolves into cooler region of the HR diagram. More than 60% of the core He-burning phase is spent near $\log T_{\text{eff}} 3.85$, where the mass loss rates are higher than in the hotter part of the HR diagram.

3) As was obtained for less rapidly rotators (Meynet & Maeder 2002), a bump of primary nitrogen appears at the position of the H-burning shell in the stellar interior (see Fig. 4). This bump comes from the rotational diffusion of carbon and oxygen produced in the He-core into the H-burning shell. Due to the redwards evolution mentioned just above, a deep outer convective zone appears, which dredges-up CNO elements to the surface. In the last computed model the mass fraction of CNO elements is more than three orders of magnitude greater than the initial metallicity of the star ! This is well apparent on Fig. 4 which shows the evolution of the chemical structure of the star at four evolutionary

Table 1. Characteristic of the models shown in Fig. 4.

Stage	Age [Myr.]	Mass [M_{\odot}]	\dot{M} [\dot{M} in $M_{\odot} \text{ yr}^{-1}$]	C	N	O
a	3.43	51.58	-4.835	$< 5 \cdot 10^{-7}$	0.000004	0.000003
b	3.65	46.88	-4.023	0.000055	0.000420	0.000153
c	3.70	40.06	-3.676	0.000602	0.001863	0.001305
d	3.73	30.70	-3.478	0.002142	0.005719	0.004903

stages during the core He–burning phase. Their main characteristics are given in Table 1. One sees that during the stages “a” to “d” the abundance in CNO elements at the surface increases by a factor 1800. What are the effects of this important supply of CNO elements at the surface on the mass loss rates ?⁴ The answer to the above question is not straightforward. The scaling law describing the metallicity dependance of the mass loss rates involve the metallicity as a whole and describes the variation of \dot{M} when all the heavy element abundances are multiplied by the same factor, but do not say anything when the enhancement of the metallicity is due to an increase of only CNO elements. Moreover this law is based from studies using a solar mixture for the heavy elements and was obtained in the frame of the line–driven wind theory, while here we have a heavy elements mixture very different from the solar one and the star is in the supergiant stage where other mechanisms than line-driven acceleration may trigger the mass loss rates. The problem is thus intricate and certainly should be addressed through the study of detailed stellar wind models for the evolutionary stage and the chemical composition considered here. For the present investigation, we decided to keep the usual variation of the mass loss rate with the metallicity, *i.e.* $\dot{M}(Z) = (Z/Z_{\odot})^{\alpha} \dot{M}(Z_{\odot})$, with $\alpha = 0.5$ as devised by Kudritzki (2002). The metallicity Z at the surface of the star may evolve due to internal mixing processes. With such a rule, the arrival of important amounts of CNO elements at the surface boost the mass loss rate at the supergiant stage. During the whole post–MS phase, our stellar model loses $23.5 M_{\odot}$. Again, compared to the total mass lost by stellar winds by the non–rotating model ($0.4 M_{\odot}$), this represents a huge enhancement, which completely changes the evolution of the star.

This would have an important impact on the early chemical evolution of galaxies. For instance, our $60 M_{\odot}$ model ends with a $30 M_{\odot}$ CO core and likely will form a Black–Hole at the end its evolution. If no ejection occurs during this final stage, then such a star would only contribute through its winds to the enrichment of the interstellar medium. The chemical composition of the wind ejecta is shown in Fig. 5. It presents important overabundances of carbon, nitrogen and oxygen. Interestingly, the abundance patterns obtained present some similarities with those observed at the surface of carbon–rich, extremely metal

⁴Let us mention that during these stages the star remains more or less at the same position in the HR diagram ($\log L/L_{\odot} \sim 6.08$; $\log T_{\text{eff}} \sim 3.86$) and has a very low surface velocity (inferior to 5 km s^{-1}).

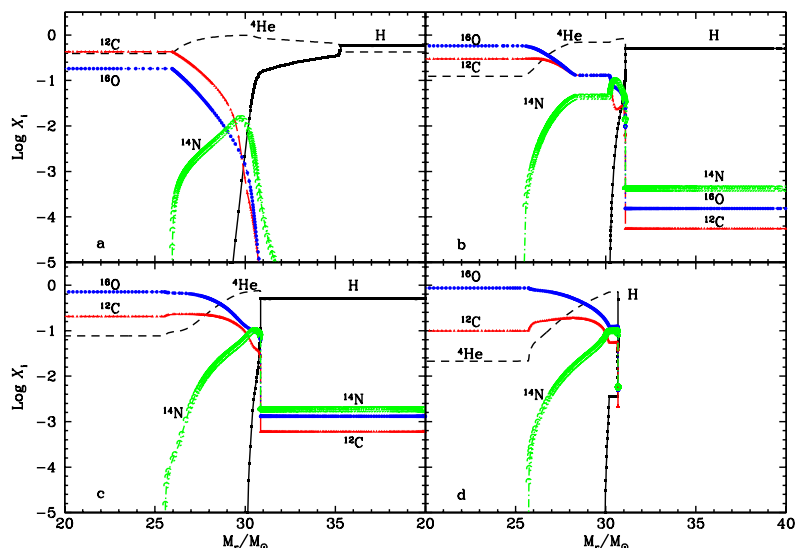


Figure 4. Variation as a function of the lagrangian mass of the mass fraction of various elements at four stages during the core He-burning phase of the $60 M_{\odot}$ model at $Z = 0.00001$ with $v_{\text{ini}} = 800 \text{ km s}^{-1}$. Panels “a” to “d” correspond to the evolutionary stages “a” to “d” described in Table 1.

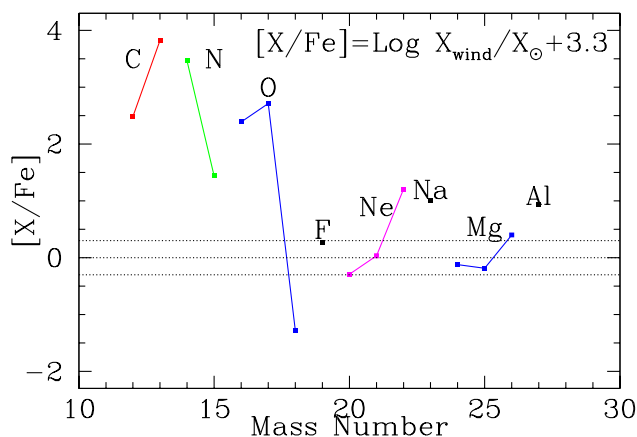


Figure 5. Chemical composition of the matter expelled through stellar winds during the lifetime of a $60 M_{\odot}$ at $Z = 0.00001$ with $v_{\text{ini}} = 800 \text{ km s}^{-1}$. Note that $3.3 = \log(Z_{\odot}/Z)$. The horizontal dotted lines show the solar ratios (middle) and a factor two enhancement/depletion.

poor halo stars (see e.g the measured abundances for the Christlieb’s star, 2000). Also new synthesized helium is ejected in important quantities (nearly $6 M_{\odot}$ in the wind), which might have interesting consequences when primordial helium is deduced from the observation of very metal poor regions. Of course such a fast rotating star might still eject some material at the time of the supernova collapse. However, the computation of our model was stopped at the end of the

core He–burning phase, thus, at a too early stage for giving useful predictions of the supernova yields. Works are in progress in order to obtain such data.

If indeed very metal poor stars should be fast rotators, then this would change considerably our views on the way these metal poor stars evolve and affect the early chemical evolution of galaxies. More informations on the way the distribution of rotation varies as a function of metallicity, as well as on the behavior of the mass loss rates at very low metallicity are needed in order to obtain a better view of the first stellar generations in the Universe.

References

- Abel, T., Bryan, G.L., Norman, M.L. 2002, *Science*, 295, 93
 Castor, J.I., Abbott, D.C., & Klein, R.I. 1975, *ApJ*, 195, 157
 Chieffi, A., & Limongi, M. 2002, *ApJ*, 577, 281
 Chiosi, C. 2000, in “The First Stars”, proceedings of the MPA/ESO Workshop, A. Weiss, T.G. Abel, V. Hill (eds.), *ESO Astrophysics Symposia*, Springer, p. 93
 Christlieb, N., Bessell, M. S., Beers, T. C., Gustafsson, B., Korn, A., Barklem, P. S., Karlsson, T., Mizuno-Wiedner, M., & Rossi, S. 2002, *Nat*, 419, 904
 Feijóo, J.M. 1999, “Etude de la première génération d’étoiles après le Big Bang”, Diploma work, Geneva Observatory
 Fliegner, J., & Langer, N. 1994, *IAU Symp.* 163, 326
 Heger, A., & Langer, N. 2000, *ApJ*, 544, 1016
 Heger, A., & Woosley, S. E. 2002, *ApJ*, 567, 532
 Heger, A., Woosley, S.E., Waters, R. 2000, in “The First Stars”, proceedings of the MPA/ESO Workshop, A. Weiss, T.G. Abel, V. Hill (eds.), *ESO Astrophysics Symposia*, Springer, p. 121
 Keller, S. 2004, *PASP*, 21, 310
 Kudritzki, R.P. 2002, *ApJ*, 577, 389
 Maeder, A. 1992, *A&A*, 264, 105
 Maeder, A. 1999, *A&A*, 347, 185
 Maeder, A., & Meynet, G. 2000, *ARA&A*, 38, 143
 Maeder, A., & Meynet, G. 2000, *A&A*, 361, 159, (Paper VI)
 Maeder, A., & Meynet, G. 2001, *A&A*, 373, 555, (Paper VII)
 Maeder, A., Grebel, E.K., & Mermilliod, J.-C. 1999, *A&A*, 346, 459
 Marigo, P., Girardi, L., & Chiosi, C. 2003, *A&A*, 403, 225
 Meynet, G., & Maeder, A. 2000, *A&A*361, 101, (Paper V)
 Meynet, G., & Maeder, A. 2002, *A&A*, 390, 561, (Paper VIII)
 Meynet, G., & Maeder, A. 2003, *A&A*404, 975, (Paper X)
 Meynet, G., & Maeder, A. 2004, *A&A*, in press, (Paper XI)
 Nomoto, K., Maeda, K., Umeda, H., Tominaga, N., Ohkubo, T., Deng, J., & Mazzali, P. A. 2003, *Memorie della Societa Astronomica Italiana*, v.75, p.312
 Pell, R., Schaerer, D., Richard, J., Le Borgne, J.-F., & Kneib, J.-P. 2004, *A&A*, 416, L35
 Picardi, I., Chieffi, A., Limongi, M., Pisanti, O., Miele, G., Mangano, G., & Imbriani, G. 2004, *ApJ*, 609, 1035
 Prantzos, N. 2003, in *CNO in the Universe*, C. Charbonnel et al. (eds.), *ASP Conf. Series* 304, p. 361
 Tumlinson, J., Shull, & J.M., Venkatesan, A. 2003, *ApJ*, 584, 608
 Venn, K.A. , & Przybilla, N. 2004, in “Stellar Rotation”, *IAU Symp.* 215, A. Maeder & Ph. Eenens (eds.), *ASP*, in press
 Weiss, A., Cassisi, S., Schlattl, H., & Salaris, M. 2000, *ApJ*, 533, 413