

Local Supermassive Black Holes, Relics of Active Galactic Nuclei and the X-ray background

Alessandro Marconi¹, Guido Risaliti^{1,2}, Roberto Gilli¹, Leslie K. Hunt³,
Roberto Maiolino¹, and Marco Salvati¹

¹ INAF-Osservatorio Astrofisico di Arcetri, Largo Fermi 5, I-50125 Firenze, Italy

² Harvard-Smithsonian Center for Astrophysics, 60 Garden street, Cambridge, MA
02138, USA

³ INAF-Istituto di Radioastronomia-Sez. Firenze, Largo Fermi 5, I-50125 Firenze,
Italy

Abstract. We summarize a study where we test the hypothesis that local black holes (BH) are relics of AGN activity. We compare the mass function of BHs in the local universe with that expected from AGN relics, which are BHs grown entirely with mass accretion during AGN phases. The local BH mass function (BHMF) is estimated by applying the well-known correlations between BH mass, bulge luminosity and stellar velocity dispersion to galaxy luminosity and velocity functions. The density of BHs in the local universe is $\rho_{\text{BH}} = 4.6^{+1.9}_{-1.4} h_{0.7}^2 \times 10^5 \text{ M}_{\odot} \text{ Mpc}^{-3}$. The relic BHMF is derived from the continuity equation with the only assumption that AGN activity is due to accretion onto massive BHs and that merging is not important. We find that the relic BHMF at $z = 0$ is generated mainly at $z < 3$. Moreover, the BH growth is anti-hierarchical in the sense that smaller BHs ($M_{\text{BH}} < 10^7 M_{\odot}$) grow at lower redshifts ($z < 1$) with respect to more massive ones ($z \sim 1 - 3$). Unlike previous work, we find that the BHMF of AGN relics is perfectly consistent with the local BHMF indicating the local BHs were mainly grown during AGN activity. This agreement is obtained while satisfying, at the same time, the constraints imposed by the X-ray background. The comparison with the local BHMF also suggests that the merging process is not important in shaping the relic BHMF, at least at low redshifts ($z < 3$). Our analysis thus suggests the following scenario: local BHs grew during AGN phases in which accreting matter was converted into radiation with efficiencies $\varepsilon = 0.04 - 0.16$ and emitted at a fraction $\lambda = 0.1 - 1.7$ of the Eddington luminosity. The average total lifetime of these active phases ranges from $\simeq 4.5 \times 10^8 \text{ yr}$ for $M_{\text{BH}} < 10^7 M_{\odot}$ to $\simeq 1.5 \times 10^8 \text{ yr}$ for $M_{\text{BH}} > 10^9 M_{\odot}$.

1 Introduction

The standard paradigm for Active Galactic Nuclei is that they are powered by mass accretion onto a massive BH ($M_{\text{BH}} \sim 10^6 - 10^{10} M_{\odot}$). Combined with the observed evolution of AGN, this implies that many (if not all) nearby galaxies should host a BH in their nuclei as relic of past AGN activity. BHs are detected in ~ 40 galaxies and their mass correlates with host galaxy structural parameters like bulge luminosity/mass [8,11] and stellar velocity dispersion [4,5]. An important open question is if local BHs are relics of AGN activity (i.e. grown entirely with mass accretion during AGN phases) or if other processes, such as

merging, play an important role. This can be answered by comparing the BHMF of local BHs with that expected from AGN relics [10,22]. In recent work [22,3] a discrepancy in the BHMF at high masses ($M_{\text{BH}} > 10^8 M_{\odot}$) has been found: more AGN relics are expected than predicted by the local BHMF. This discrepancy can be reconciled by assuming accretion efficiencies larger than the canonically adopted value of $\varepsilon = 0.1$, i.e. $\varepsilon > 0.2$. A refinement of the analysis by [22] is also presented in [23] who find $\varepsilon > 0.1$. High efficiencies are also required from the comparison of ρ_{BH} derived from the X-ray Background (XRB) and from local BHs [2]. Such high efficiencies, if confirmed, would imply that most, if not all BHs, should be rapidly rotating.

In this paper we investigate the possibility that massive black holes in nearby galaxies are relics of AGN activity by comparing the local BHMF with that of AGN relics. The only assumption is that AGN activity is caused by mass accretion onto the central BH. The work is described in detail in [9] and here we focus on a few among the more critical and important issues. Similar analysis, reaching conclusions analogous to ours are presented in [12,17] and by the same authors in these proceedings.

2 The Mass Function of Local Black Holes

The mass function of local BHs can be estimated by simply convolving the existing galaxy luminosity [$\phi(L)$] or velocity functions [$\phi(\sigma)$] with the $M_{\text{BH}}-L_{\text{bul}}$ and $M_{\text{BH}}-\sigma_{\star}$ relations respectively. One should apply corrections to convert from total to bulge luminosity in the first case and should take into account the intrinsic dispersion (if any) of the $M_{\text{BH}}-\text{host galaxy}$ relations. In Fig. 1a we verify that the $M_{\text{BH}}-\sigma_{\star}$ and $M_{\text{BH}}-L_{\text{bul}}$ relations applied to the galaxy luminosity or velocity function [1,18] provide the same BHMF within the uncertainties (estimated with many Montecarlo realizations of the BHMF). Clearly, the necessary condition is that the two relations have the same intrinsic dispersion since very different BHMFs are derived when $M_{\text{BH}}-L_{\text{bul}}$ has dispersion 0.5 in $\log M_{\text{BH}}$ at given L_{bul} and $M_{\text{BH}}-\sigma_{\star}$ has 0 intrinsic dispersion. This confirms the result by [11] that all correlations $M_{\text{BH}}-\text{host-galaxy-properties}$ are equally good, i.e. they have similar intrinsic dispersion. In Fig. 1b we plot the estimate of the local BH mass function obtained considering galaxies from all morphological types. The density in local BHs is $\rho_{\text{BH}} = 4.6(-1.4; +1.9)(h/0.7)^2 \times 10^5 M_{\odot} \text{Mpc}^{-3}$. We have used the galaxy luminosity functions by [7,16,13] and the galaxy velocity function by [18].

Our estimate of the local BH density is a factor ~ 1.8 larger than the estimate by [22]. ρ_{BH} is increased by $\sim 30\%$ when taking into account an intrinsic dispersion for $M_{\text{BH}}-L_{\text{bul}}$ and $M_{\text{BH}}-\sigma_{\star}$ (0.3 in $\log M_{\text{BH}}$ at constant σ_{\star} or L_{bul}). ρ_{BH} is also increased by $\sim 50\%$ because we have used the zero points of the $M_{\text{BH}}-L_{\text{bul}}$ and $M_{\text{BH}}-\sigma_{\star}$ correlations determined by [11]. These are a factor 1.5 larger than those used by [22] (see [20]) because they were determined by considering only secure BH detections, where the BH sphere of influence is resolved by the observations. Fig. 8 of [6] show that measurements obtained with data either resolving

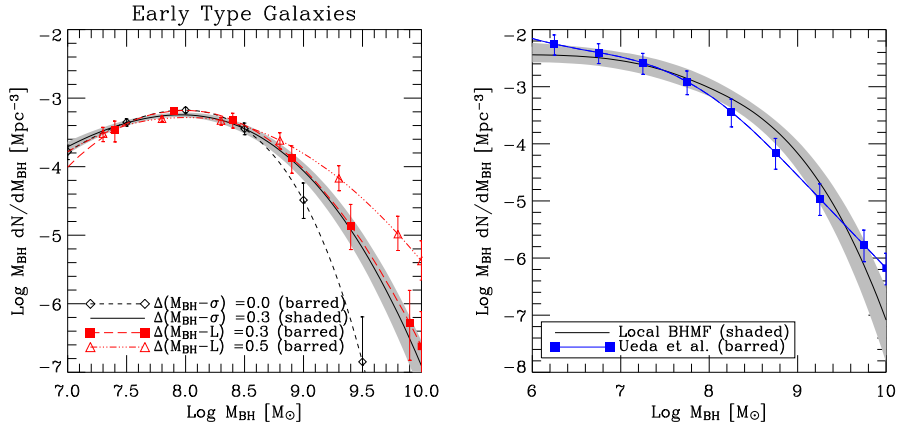


Fig. 1. (a) Local BHMf for early type galaxies based on the SDSS sample of [1]. The shaded area and error bars (“barred”) indicate 1σ uncertainties. The Δ indicate the assumed intrinsic dispersions of the $M_{\text{BH}}-\sigma_*$ or $M_{\text{BH}}-L_{\text{bul}}$ relations. (b) Best estimate of the local BHMf (shaded area) compared with the BHMf of AGN relics obtained using the luminosity function by [21], corrected for the missing Compton-thick AGNs.

or not resolving the BH sphere of influence provide similar M_{BH} values, albeit with much larger errorbars in the latter case. However, from the same figure it can be evinced that on average BH measurements where the sphere of influence is not resolved are underestimated by a factor ~ 2 , and this fully accounts for the larger zero points found by [11]. Apart from the larger zero points, by excluding the non-secure BH detections [11] find that $M_{\text{BH}}-\sigma_*$ and $M_{\text{BH}}-L_{\text{bul}}$ have the same dispersion which, as we have just shown, is independently confirmed by the requirement of obtaining the same BHMf from $M_{\text{BH}}-\sigma_*$ and $M_{\text{BH}}-L_{\text{bul}}$ applied to $[\phi(\sigma)]$ and $[\phi(L)]$, respectively.

3 The Mass Function of AGN Relics

The Mass Function of AGN relics is estimated with the continuity equation which relates the relic BHMf, $N(M, t)$, to the AGN luminosity function (LF), $\phi(L, t)$ [19]. The only assumption is that AGNs are powered by mass accretion onto a massive BH and that we can neglect merging of BHs. The efficiency of mass-to-energy conversion is ε and the BH is emitting at the fraction λ of the Eddington luminosity. L in the AGN LF must be the ‘bolometric’ luminosity. To obtain L , we derive and use bolometric corrections which do not take into account the IR radiation (reprocessed UV radiation). Thus, they are a factor $\sim 30\%$ lower than the values used by previous authors. We consider the Hard X-ray luminosity function by [21], corrected for the missing Compton-thick AGNs (factor ~ 1.6) and we apply a bolometric correction to obtain $\phi(L, t)$. Assuming that at $z = 3$ all BHs are active (this initial condition does not affect the final

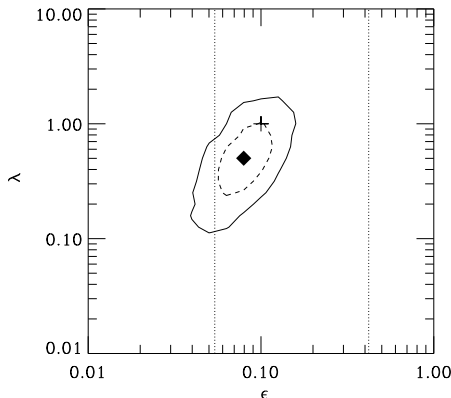


Fig. 2. Locus where ε and λ provide the best match between local and relic BHMFs. The solid and dashed lines indicate an average deviation of 1 and 0.7σ between the BHMFs. The diamond marks the ε, λ values providing the best agreement.

results), we can estimate the relic BHMF (with $\varepsilon = 0.1$ and $\lambda = 1$) and compare it with the local BHMF (Fig. 1b). The local BHMF and the relic BHMF are in good agreement within the uncertainties. Thus, it is unlikely that merging can play a major role in shaping the BHMF for $z < 3$. The [21] LF, corrected for the missing Compton-thick AGNs can also reproduce the XRB spectrum and source counts, thus satisfying the constraints imposed by the XRB. In particular, the disagreement found by [2] between the density of local massive BHs and that inferred from the X-ray background light can be reconciled noting that the average redshift of the sources making the XRB is not $\langle z \rangle \simeq 2$ but $\langle z \rangle \simeq 1$, as shown by the redshift evolution of the [21] LF. It is worth stressing the importance of the XRB constraint which effectively removes one free parameter in this analysis, i.e. the fraction of obscured AGNs. Clearly, a more refined fit of the XRB spectrum is required and is the subject of future work.

4 Accretion efficiency and L/L_{Edd}

Accretion efficiency ε and Eddington ratio λ are the only free parameters for the relic BHMF and Fig. 2 shows the locus where they provide the best match between the relic and local BHMFs. The solid and dashed lines shows the loci where the average deviation between the BHMFs is less than 1 and 0.7σ , respectively. Outside of the solid contour, the agreement between the BHMFs is poor. The dotted lines marks the ε values for a non-rotating Schwarzschild BH and a maximally rotating Kerr BH. Acceptable values are in the range $\varepsilon = 0.04 - 0.16$ and $\lambda = 0.1 - 1.7$.

The discrepancy found by [22,3] is thus removed without requiring large accretion efficiencies because of (i) the use of the zero points of [11], (ii) the non-zero intrinsic dispersion of the $M_{\text{BH}}-\sigma_*$ and $M_{\text{BH}}-L_{\text{bul}}$ relations, and (iii) the smaller bolometric corrections. While (ii) and (iii) are generally accepted, (i) is more controversial because the definition of ‘secure’ BH mass measurement

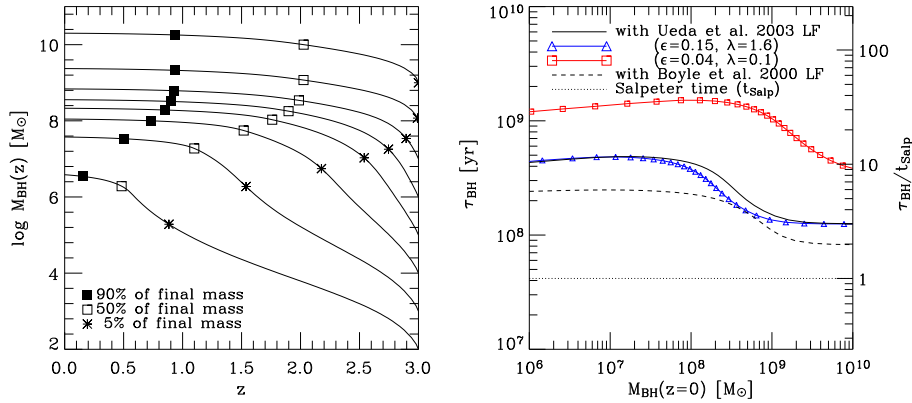


Fig. 3. (a) Average growth history of BHs. The symbols indicate the points when a BH reaches a given fraction of its final mass. (b) Average mean lifetimes of active BHs as a function of their mass at $z = 0$. The solid line corresponds the standard case ($\epsilon = 0.1$, $\lambda = 1$).

varies from author to author. However, even using the same zero points as [22] to estimate the local BHMF we obtain $\epsilon = 0.05 - 0.2$ and $\lambda = 0.15 - 2.5$, i.e. efficiency is still $\epsilon < 0.2$. It is worth noticing that the average limits on L/L_{Edd} that we find are perfectly in agreement with the average values estimated by [14] on a large sample of SDSS quasars (see their Fig. 2).

5 Anti-hierarchical BH growth and AGN lifetimes

Fig. 3a shows the average growth history of BHs with different starting masses at $z = 3$. Symbols mark the point when a BH reaches a given fraction of its final mass. At $z < 3$, all BHs gain at least 95% of their final mass but BHs which are more massive than $10^8 M_{\odot}$ grow earlier and gain 50% of their final mass by $z \sim 2$. Smaller BHs grow at lower redshifts ($z < 1$). This anti-hierarchical growth of BHs is a consequence of the redshift evolution of the [21] LF.

Fig. 3b shows the average total lifetimes of active BHs, i.e. the time required for the BH growth since $z = 3$. The solid line shows the "canonical" case with $\epsilon = 0.1$, $\lambda = 1$. Lines with symbols show limiting cases from Fig. 2. Local high mass BHs ($M_{\text{BH}} < 10^9 M_{\odot}$) have been active, on average, $\simeq 1.5 \times 10^8$ yr. On the contrary, the assembly of lower mass BHs has required active phases lasting at least three times that much ($\simeq 4.5 \times 10^8$ yr). The average lifetimes can be as large as 10^9 yr with the smaller ϵ and λ values compatible with local BHs ($\epsilon = 0.04$, $\lambda = 0.1$ - see Fig. 2).

Overall, the plots in Fig. 3 indicate that smaller BHs ($M_{\text{BH}} < 10^8 M_{\odot}$) find more difficulties in growing than larger ones. Indeed, this is consistent with physical models for the coevolution of BHs and galaxies. Smaller BHs form in

shallower potential wells with respect to more massive ones and are thus more subject to feedback from star formation (e.g. supernovae explosions) and from the AGN itself [15].

6 Conclusions

We have shown that the local BH mass function and that of AGN relics are in good agreement with standard accretion efficiency and L/L_{Edd} ratio ($\varepsilon \sim 0.1$, $\lambda \sim 1$). In particular, the local BH Mass function implies that the density in BHs is $\rho_{\text{BH}} = 4.6(-1.4; +1.9)(h/0.7)^2 \times 10^5 \text{ M}_{\odot} \text{ Mpc}^{-3}$, a factor 1.8 higher than estimated by [22]. Merging of BHs is either not important or it does not significantly alter the relic BHMF, at least at $z < 3$. The BH growth is anti-hierarchical, in the sense that smaller BHs ($M_{\text{BH}} < 10^7 \text{ M}_{\odot}$) grow at lower redshifts ($z < 1$) with respect to more massive ones ($z = 1-3$). The global picture which emerges is that local BHs grew during AGN phases in which accreting matter was converted into radiation with $\varepsilon = 0.05-0.2$ and $L/L_{\text{bol}} = 0.15-2.5$. The average total lifetime of these active phases ranges from $\simeq 4.5 \times 10^8 \text{ yr}$ ($M_{\text{BH}} < 10^7 \text{ M}_{\odot}$) to $\simeq 1.5 \times 10^8 \text{ yr}$ ($M_{\text{BH}} > 10^9 \text{ M}_{\odot}$).

References

1. M. Bernardi et al.: AJ **125**, 1849 (2003)
2. M. Elvis, G. Risaliti, G. Zamorani: ApJ **565**, L75 (2002)
3. L. Ferrarese: *Current High-Energy Emission around Black Holes*, Eds. C.-H. Lee & H.-Y. Chang (Singapore: World Scientific 2002), p. 3
4. L. Ferrarese, D. Merritt: ApJ **539**, L9 (2000)
5. K. Gebhardt et al.: ApJ **539**, L13 (2000)
6. K. Gebhardt et al.: ApJ **583**, 92 (2003)
7. C. S. Kochanek et al.: ApJ **560**, 566 (2001)
8. J. Kormendy, D. Richstone: ARA&A **33**, 581 (1995)
9. A. Marconi, G. Risaliti, R. Gilli, L. K. Hunt, R. Maiolino, M. Salvati M.: MNRAS **351**, 169 (2004)
10. A. Marconi, M. Salvati M.: *Issues in Unification of Active Galactic Nuclei*, eds. R. Maiolino, A. Marconi and N. Nagar (San Francisco: ASP 2002), p. 217
11. A. Marconi, L. K. Hunt: ApJ **589**, L21 (2003)
12. A. Merloni: MNRAS in press, astro-ph/0402495 (2004)
13. R. O. Marzke et al.: AJ **108**, 437 (1994)
14. R.J. McLure, J.S. Dunlop: MNRAS **352**, 1390 (2004)
15. N. Menci et al.: ApJ **604**, 12 (2004)
16. O. Nakamura et al.: AJ **125**, 1682 (2003)
17. F. Shankar et al.: MNRAS in press, astro-ph/0405585 (2004)
18. R. K. Sheth et al.: ApJ **594**, 225 (2003)
19. T.A. Small, R. D. Blandford: MNRAS **259**, 725 (1992)
20. S. Tremaine et al.: ApJ **574**, 740 (2002)
21. Y. Ueda et al.: ApJ **598**, 886 (2003)
22. Q. Yu, S. Tremaine: MNRAS **335**, 965 (2002)
23. Q. Yu, Y. Lu: ApJ **602**, 603 (2004)