

CONSTRAINING REIONIZATION WITH THE EVOLUTION OF THE LUMINOSITY FUNCTION OF LYMAN α EMITTING GALAXIES

ZOLTÁN HAIMAN

Department of Astronomy, Columbia University, 550 West 120th Street, New York, NY 10027

AND

RENYUE CEN

Department of Astrophysical Sciences, Princeton University, Peyton Hall, Ivy Lane, Princeton, NJ 08544

Draft version June 17, 2018

ABSTRACT

At redshifts beyond $z \gtrsim 6$, as the mean fraction of neutral hydrogen $\langle x_{\text{HI}} \rangle$ in the intergalactic medium (IGM) increases, the line flux of Ly α emitters can be significantly suppressed, which can result in a decrease in the observed number of emitters at a given Ly α flux. However, cosmological HII regions surrounding the Ly α emitting galaxies alleviate these effects. We use simple models of the Ly α line suppression that incorporate the presence of HII regions to predict the overall effect of the Ly α absorption on the Ly α luminosity function. We find, in agreement with other recent studies, that unless ionizing sources are unusually strongly clustered, a fully neutral IGM may be inconsistent with the large abundance of confirmed $z = 6.5$ Ly α emitters. However, the presence of local HII regions prohibits placing a tight constraint on the mean neutral fraction. We find $\langle x_{\text{HI}} \rangle \lesssim 0.25$; the presence of strong winds and/or the clustering of ionizing sources would further weaken this constraint. We conclude that the evolution of the Ly α LF is consistent with reionization occurring near this redshift. Finally, we suggest that a measurement of observed Ly α line width as a function of the Ly α luminosity, in a future, larger sample of Ly α emitters, may serve as a robust diagnostic of the neutral fraction in the IGM.

Subject headings: cosmology: theory – cosmology: early universe – galaxies: formation – galaxies: high-redshift – galaxies: quasars: general – galaxies: quasars: absorption lines

1. INTRODUCTION

The recent detection of Gunn–Peterson (GP) troughs in the spectra of the SDSS quasars (Becker et al. 2001; White et al. 2003) places a relatively direct lower limit on the mean (volume averaged) neutral fraction of the IGM at $z \sim 6$. While this limit is relatively weak, $\langle x_{\text{HI}} \rangle \gtrsim 10^{-3}$, the spectral imprint (Mesinger & Haiman 2004) and size (Wyithe & Loeb 2004a) of cosmological HII regions around the SDSS quasars indicate that the neutral fraction around $z \sim 6$ is significantly higher, $\langle x_{\text{HI}} \rangle \gtrsim 0.1$. The rapid evolution of $\langle x_{\text{HI}} \rangle$ with redshift, inferred from the spectra of several quasars between $5.5 \lesssim z \lesssim 6.5$ (Fan et al. 2002; Cen & McDonald 2002; Lidz et al. 2002; but see Songaila 2004), and also the thermal state of the IGM at $3 \lesssim z \lesssim 4$ (Hui & Haiman 2003), indicate and that a percolation of discrete HII regions is occurring around this epoch.

Ly α emission lines from high-redshift sources can serve as another probe of the ionization state of the IGM. The damping wing of the GP absorption from the IGM can cause a characteristic absorption feature (Miralda-Escudé 1998). In a significantly neutral IGM, the absorption can produce conspicuous effects, i.e. attenuating the emission line, making it asymmetric, and shifting its apparent peak to longer wavelengths (Haiman 2002; Santos 2004). These effects generally increase with $\langle x_{\text{HI}} \rangle$, and it has been suggested that a strong drop in the abundance of Ly α emitters beyond the reionization redshift can serve as a diagnostic of a nearly neutral IGM (Haiman & Spaans 1999). Recently, Malhotra & Rhoads (2004; hereafter MR04) and

Stern et al. (2004) carried out the first application of this technique, by comparing the luminosity functions (LFs) of Ly α emitters at $z = 5.7$ and $z = 6.5$. The LF shows no evolution in this range, and this has been interpreted as evidence against percolation taking place near $z \sim 6$.

A potential caveat for this interpretation is that $z \sim 6$ galaxies will be surrounded by their own local cosmological HII regions, which can significantly reduce the attenuation of the Ly α line flux (Cen & Haiman 2000; Madau & Rees 2000). It has been shown that this can render Ly α lines detectable even if the galaxies are embedded in a fully neutral IGM (Haiman 2002; Santos 2004; Cen et al. 2004), especially when the increased transmission due to the clustering of ionizing sources is taken into account (Furlanetto et al. 2004; Gnedin & Prada 2004; Wyithe & Loeb 2004b), and/or if the Ly α emission has a significant recession velocity with respect to the absorbing gas.

In this *Letter*, we study the impact of IGM absorption on the Ly α LF. Our analysis is similar to that of the recent analysis by MR04; the improvement is that we model the attenuation of Ly α lines including cosmological HII regions. While very little attenuation (by a factor of $\lesssim 2$) can be tolerated by the lack of evolution of the LF over the range $5.7 \lesssim z \lesssim 6.5$, we find that the presence of local HII regions allows a neutral fraction as high as $\langle x_{\text{HI}} \rangle = 0.25$. On the other hand, $\langle x_{\text{HI}} \rangle \sim 1$ is allowed only if the ionizing sources are unusually strongly clustered. In either case, we argue that the present Ly α LFs are consistent with reionization occurring near $z \sim 6$.¹

¹Throughout this paper we assume a cold–dark matter cosmology (Λ CDM), with $(\Omega_{\Lambda}, \Omega_M, \Omega_b, H_0) = (0.73, 0.27, 0.044, 71 \text{ km s}^{-1} \text{ Mpc}^{-1})$,

2. THE OBSERVED $\text{Ly}\alpha$ LUMINOSITY FUNCTION

Following Malhotra & Rhoads (2004; hereafter MR04) we take as basic inputs to our analysis the $\text{Ly}\alpha$ LFs at $z = 5.7$ and $z = 6.5$. We adopt the forms of the LF at these two redshifts from MR04. Note that at both redshifts, the LFs are inferred by culling several independent datasets (Hu et al. 2002; Rhoads et al. 2003; Kodaira et al. 2004). At $z = 5.7$, the LF is comparatively well determined and well fit by a Schechter function with relatively small errors in normalization (Φ_*) and characteristic luminosity (L_*), while the faint-end slope (α) is less well-determined. Here we adopt the best-fit values of $(\Phi_*, L_*, \alpha) = (10^{-4} \text{ Mpc}^{-3}, 10^{43} \text{ erg s}^{-1}, -1.5)$ (displayed by the short-dashed curve in Fig. 2 below). Within the uncertainties quoted in MR04, the values of these parameters do not significantly change our conclusions below.

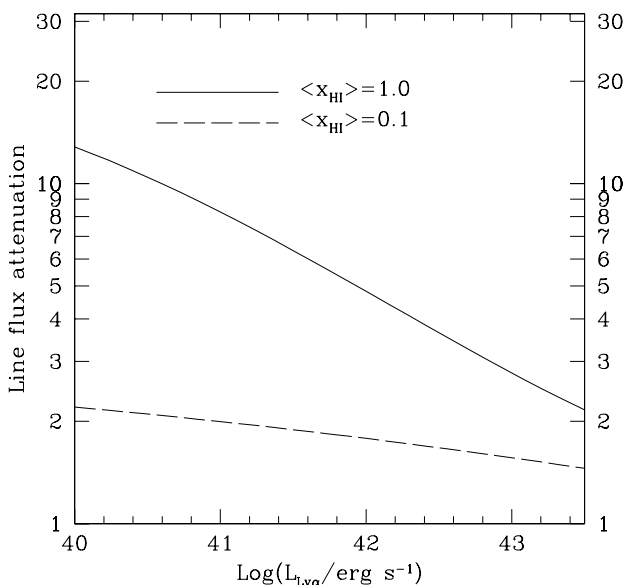


Fig. 1.— The suppression of the total $\text{Ly}\alpha$ line flux, as a function of the observed line luminosity, for an IGM with $\langle x_{\text{HI}} \rangle = 0.1$ (or $\Gamma_{12} = 0.0015$; long-dashed curve), and for an IGM with $\langle x_{\text{HI}} \rangle = 1.0$ (or $\Gamma_{12} = 0$; solid curve).

At $z = 6.5$, the LF is less well determined, as shown by four data-points with errors in Figure 2 below. Of these four data-points, the most constraining is from the deep Subaru field, which revealed the presence of a handful of emitters at $z \sim 6.5$ (Kodaira et al. 2003), and has the smallest error bar. The single, faint lensed galaxy at this redshift found by Hu et al. (2002; represented by the lowest-luminosity point in Fig. 2 below) implies a surprisingly high abundance of the faintest emitters, but with a single source, it has a large uncertainty. Finally, we follow MR04 and conservatively assume that the intrinsic LF (i.e. prior to processing of the line through the IGM) is the same at $z = 6.5$ as at $z = 5.7$. More realistic models, based on the hierarchical growth of structures, combined with $\text{Ly}\alpha$ line processing by gas and dust interior to the galaxies, predict that the number of emitters were smaller at earlier epochs (Haiman & Spaans 1999; Le Delliou et al.

2004), which would strengthen the limits on $\langle x_{\text{HI}} \rangle$ below.

3. THE ATTENUATION OF $\text{Ly}\alpha$ EMISSION LINES

We follow Cen & Haiman (2000), and use a simple model to find the attenuation of the $\text{Ly}\alpha$ line as a function of wavelength. The model is straightforward, and we only briefly recap the main features. We start with a Gaussian emission line originating at $z_s = 6.5$, with a line-width of $\Delta v = 300 \text{ km s}^{-1}$, typical of normal galaxies (narrower lines would be attenuated more severely; see discussion below). We assume that the source is surrounded by a spherical Strömgren sphere that propagated into the IGM with a neutral fraction $\langle x_{\text{HI}} \rangle$. The IGM is assumed to have a clumping factor $C \equiv \langle \rho^2 \rangle / \langle \rho \rangle^2 = 10$ with a log-normal distribution. We assume the presence of a uniform ionizing background, characterized by an ionizing rate Γ_{12} (ionizations per 10^{12}s per atom, yielding the given value of $\langle x_{\text{HI}} \rangle$ in ionization equilibrium for the IGM).

We assume a Salpeter IMF, and relation (Kennicutt 1983) between star-formation rate and $\text{Ly}\alpha$ luminosity ($\text{SFR} = 1 \text{ M}_\odot/\text{yr} \rightarrow L(\text{Ly}\alpha) = 10^{42} \text{ erg/s}$). We conservatively assume $f_{\text{esc}} = 1$ (escape fraction of ionizing radiation) in computing R_s , and a lifetime $t_s = 10^8$ yrs for each source. With all other parameters in the model fixed, we vary Γ_{12} (or equivalently $\langle x_{\text{HI}} \rangle$), and compute the factor by which the total line flux is suppressed relative to the unabsorbed Gaussian line. This factor is shown in Figure 1 as a function of the intrinsic luminosity of the source. Faint sources are more severely attenuated: by a factor of up to ~ 15 for $\log L(\text{Ly}\alpha / \text{erg s}^{-1}) = 40$ [or up to ~ 6 for $\log L(\text{Ly}\alpha / \text{erg s}^{-1}) = 42$, the present lower limit for the detection of a $\text{Ly}\alpha$ emitter at $z = 6.5$] in a neutral universe. Bright ($\log L(\text{Ly}\alpha / \text{erg s}^{-1}) = 43$) sources, however, are only attenuated by a factor of ~ 1.5 even if $\langle x_{\text{HI}} \rangle$ is as high as 0.1.

The attenuation factors in Figure 1 are computed by assuming that the HII regions are being created by a single ionizing source (the $\text{Ly}\alpha$ emitter itself). These HII regions (with typical sizes of a few Mpc in the observed range of source luminosities) may contain many other undetected galaxies, which make the HII regions larger (Furlanetto et al. 2004; Gnedin & Prada 2004; Wyithe & Loeb 2004b) and also more highly ionized. Therefore, the results shown in Figure 1 should be viewed as conservative upper limits. These results show that the HII regions of individual galaxies can significantly reduce the attenuation, especially for relatively bright sources.

4. THE IMPACT ON THE $\text{Ly}\alpha$ LUMINOSITY FUNCTION

We next use the attenuation factors computed above, and obtain the reduction in the cumulative $\text{Ly}\alpha$ LF. The resulting LF is shown in Figure 2, for three values of $\langle x_{\text{HI}} \rangle$: 0, 0.1, and 1 (top to bottom). The plot also shows the data for the $z = 6.5$ LF with error bars (from MR04). The short-dashed curve is a reproduction of the $z = 5.7$ LF (a Schechter function), which, by assumption, would be identical to the $z = 6.5$ LF if the IGM contained no neutral HI.

Note that the suppression of the line flux depends on the luminosity of the source, but the reduction of the LF in Figure 2 is uniform, by a nearly constant factor. The

steepening of the LFs at the bright end compensates for the reduced effect of line attenuation; the two conspire to give a nearly constant suppression of the cumulative LF.

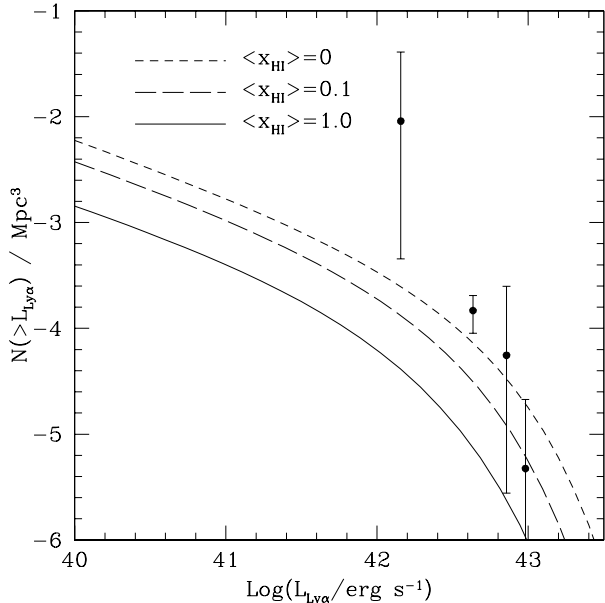


Fig. 2.— The Ly α luminosity functions for a fully ionized IGM (no suppression, short-dashed curve), for an IGM with $\langle x_{\text{HI}} \rangle = 0.1$ (or $\Gamma_{12} = 0.0015$; long-dashed curve), and for an IGM with $\langle x_{\text{HI}} \rangle = 1.0$ (or $\Gamma_{12} = 0$; solid curve).

5. RESULTS AND DISCUSSION

We can now assign a likelihood to each value of $\langle x_{\text{HI}} \rangle$, by comparing the model LFs and the data shown in Figure 2. For each value of $\langle x_{\text{HI}} \rangle$, we obtain the mean expected number of Ly α emitters above the flux thresholds shown by the data points (here we use the effective volume probed by each survey, listed in Table 2 in MR04). We assume Poisson fluctuations to compute the likelihood in each bin. We find that the lowest-luminosity data-point has an a-priori Poisson likelihood that is exceedingly low, even in a fully ionized universe. As Figure 2 shows, $\lesssim 0.03$ objects are expected in the small survey volume in which the single lensed Ly α emitter, represented by this data-point, was discovered. However, given the difficulties in obtaining an accurate effective volume from the poorly constrained lensing configuration for this object, we follow MR04 and omit this source from our analysis. The result, i.e. the product of the Poisson probabilities for the three higher luminosity bins, are shown in Figure 3 as a function of $\langle x_{\text{HI}} \rangle$.

We find that $\langle x_{\text{HI}} \rangle = 1$ is ruled out at high significance, in agreement with the conclusions reached by MR04 and Stern et al. (2004) (but see discussion below). On the other hand, at the 99.7% confidence level, we find only the relatively weak constraint $\langle x_{\text{HI}} \rangle < 0.25$. The upper dashed line corresponds to the limit of no HI absorption and shows that the data is consistent (at the $\sim 10\%$ confidence level) with the intrinsic $z = 5.7$ and $z = 6.5$ LFs being identical (but note that the IGM would have to be ionized to an unrealistically high level to actually approach this limit).

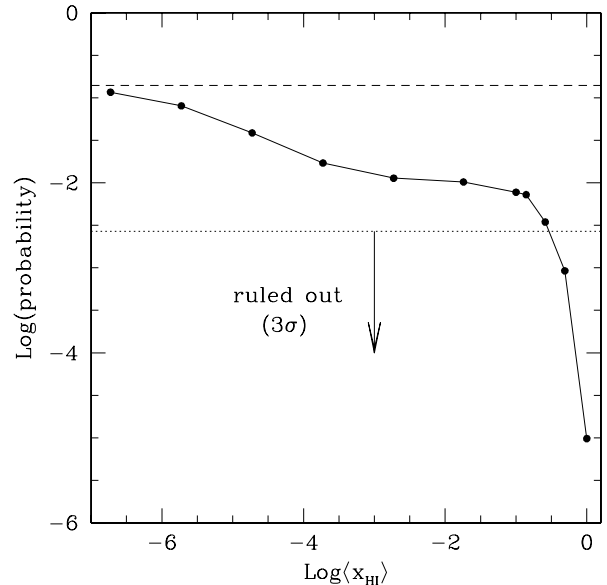


Fig. 3.— The probability of each mean neutral fraction in the IGM, given the observational constraints from the $z = 6.5$ Ly α luminosity function. The model assumes that the intrinsic LF is the same as at $z = 5.7$ (see text for discussion).

As mentioned above, HII regions can be enlarged due to the clustering of ionizing sources, and also due to their being elongated along our line of sight (e.g. Gnedin & Prada 2004). These effects reduce the Ly α attenuation, and weaken the upper limit on $\langle x_{\text{HI}} \rangle$. It is interesting to ask whether *any* constraint can be placed on the neutral fraction, in the presence of clustering. To address this question, we re-computed the attenuation factors shown in Figure 1, and the implied LFs shown in Figure 2, fixing $\langle x_{\text{HI}} \rangle = 1$, but boosting the ionizing emissivity of each source by a constant factor of B . We find that the boosting factor required to render this model acceptable at the 99.7% confidence level is approximately $B = 60$ (note that the increased luminosity is required to reduce both the GP damping wing, and the residual HI inside the HII region).

In order to assess whether the ionizing emissivity can be boosted by this factor, we computed the total mass in dark matter halos in the mass range M_{min} to M_s and within a sphere of radius R around a halo of mass M_s . We included the spatial correlations between halos with a prescription for linear bias (see eq. 15 in Haian et al. 2001). For the likely halo mass range of $10^{11}M_{\odot} \lesssim M \lesssim 10^{12}M_{\odot}$ (Rhoads et al. 2003) and HII sphere radii ($2 \lesssim R \lesssim 6$ Mpc; e.g. Haian 2002) of Ly α emitters at $z = 6.5$, we find that the total collapsed halo mass, down to $2 \times 10^8 M_{\odot}$ (corresponding to a virial temperature of 10^4K at $z = 6.5$) is increased by a factor of 2 – 18 (the satellite halos have linear bias parameters of $2 \lesssim b \lesssim 10$). Unless the star formation efficiency is preferentially higher in the low-mass “satellite” galaxies, it is unlikely that the ionizing emissivity is boosted by the required factor of 60. A recent numerical simulation by Gnedin & Prada (2004, see their fig. 3) however, suggests that at least 10% of galaxies may transmit their Ly α lines without any absorption at $z = 6.5$.

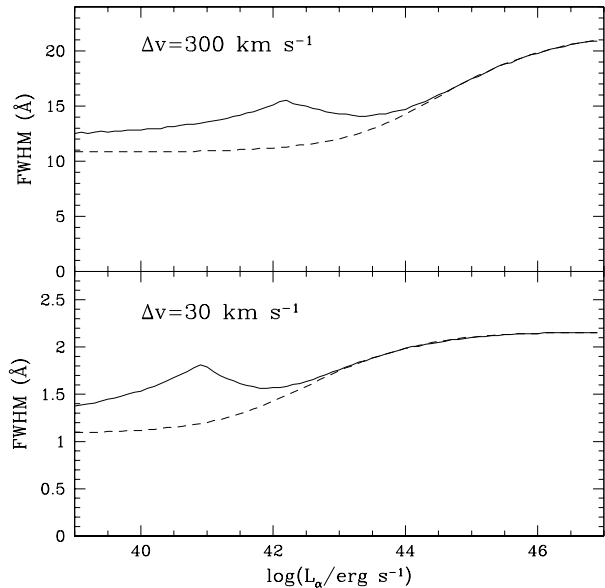


Fig. 4.— The FWHM of the transmitted Ly α line as a function of the luminosity of the source. The upper (lower) panel assumes an intrinsic Gaussian line shape with a width of 300 (30) km/s. On both panels, the dashed curve assumes an ionizing background of $\Gamma_{12} = 0.1$ (or $\langle x_{\text{HI}} \rangle \sim 10^{-3}$), and the solid curve assumes $\Gamma_{12} = 0$ ($\langle x_{\text{HI}} \rangle = 1$). The feature at $\sim 10^{41-42}$ erg s $^{-1}$ is unique to a significantly neutral IGM.

Another effect that can further weaken the upper limits on the neutral fraction is a systematic redshift of the Ly α emission lines relative to the absorbing gas. Lyman break galaxies at lower redshift reveal such systematic shift by several hundred km/s, attributed to galactic winds (Shapley et al. 2003). If velocity offsets as high as this are common for Ly α emitters at $z \sim 6$, this would render Ly α line attenuation from the residual HI within the HII region effectively negligible, and will also significantly reduce the GP damping wing absorption. By repeating our analysis above to obtain a likelihood for a neutral universe, we find that a redshift by 600 km/s is required to for $\langle x_{\text{HI}} \rangle = 1$ to yield an acceptable fit for the LF. Shapley et al. (2003) find a decreasing velocity offset with increasing Ly α equiv-

alent width, with $\langle \Delta v \rangle < 500$ km/s for $W_{\alpha} > 50\text{\AA}$ (see their fig. 11), suggesting that high- z Ly α emitters may not have the requisite 600 km/s offsets.

Finally, we propose a different diagnostic of the neutral fraction that could be available from a future, larger sample of $z \gtrsim 6$ Ly α emitters. For faint Ly α emitters, the line attenuation is dominated by the residual HI inside their cosmic HII regions, whereas for bright emitters, the GP damping wing is dominant (Haiman 2002). In Figure 4, we show the predicted full width at half maximum (FWHM) of the transmitted line, as a function of Ly α luminosity (for two different intrinsic line-widths). The figure reveals a clear imprint of this transition at $\sim 10^{41-42}$ erg s $^{-1}$. This feature occurs only if the IGM contains a significant amount of neutral hydrogen (solid curves), and we checked that it is present for different assumed intrinsic line-shapes (e.g. a top-hat or a Lorentzian, which have less/more extended wings than a Gaussian). This suggests that a measurement of observed Ly α line width as a function of the Ly α luminosity may therefore serve as a more robust diagnostic of the neutral fraction.

6. CONCLUSIONS

In this *Letter*, we have considered the attenuation of the line flux of Ly α emitting galaxies at $z = 6.5$. We included the effect of HII regions around these galaxies, which reduce the line attenuation. We computed the overall impact of the IGM on the Ly α luminosity function, and found that the presence of the HII regions makes a large mean neutral fraction in the IGM acceptable. The best upper limit is at most as strong as $\langle x_{\text{HI}} \rangle \lesssim 0.25$. However, a fully neutral IGM may be acceptable only in the presence of an unusually strong clustering of ionizing sources, and/or a strong systematic recession velocity of the Ly α emitting gas. In either case, the present determination of the $z \sim 6.5$ Ly α LF is consistent with reionization occurring at this epoch. The LF of a larger sample of Ly α emitters, or a systematic study of their linewidths and shapes, as a function of luminosity, should nevertheless provide a robust diagnostic of the ionization state of the IGM in the future.

This work was supported by NASA through grants NAG5-26029, HST-GO-09793.18 (ZH) and NAG5-13381 (RC), and by NSF through grants AST-0307200, AST-0307291 (ZH), and AST-0206299, AST-0407176 (RC).

REFERENCES

- Becker, R.H., et al. 2001, AJ, 122, 2850
 Cen, R., & Haiman, Z. 2000, ApJ, 542, L75
 Cen, R., Haiman, Z., & Mesinger, A. 2004, ApJ, in press (astro-ph/0403419)
 Cen, R., & McDonald, P. 2002, ApJ, 570, 457
 Fan, X., et al. 2002, AJ, 123, 1247
 Furlanetto, S. R., Hernquist, L., & Zaldarriaga, M. 2004, MNRAS, 354, 695
 Gnedin, N. Y., & Prada, F. 2004, ApJ, 608, L77
 Gunn, J. E., & Peterson, B. A., 1965, ApJ, 142, 1633
 Haiman, Z. 2002, ApJ, 576, L1
 Haiman, Z., Abel, T., & Madau, P. 2001, ApJ, 551, 599
 Haiman, Z., & Cen, R. 2002, ApJ, 578, 702
 Haiman, Z., & Spaans, M. 1999, ApJ, 518, 138
 Hu, E. M., et al. 2002, ApJ, 568, L75 [Erratum 2002 ApJ, 576, L99]
 Hui, L., & Haiman, Z. 2003, ApJ, 596, 9
 Kennicutt, R. C., Jr. 1983, ApJ, 272, 54
 Kodaira, K. et al. 2003, PASJ, 55, L17
 Le Delliou, M. et al. 2004, A&A, submitted, astro-ph/0405304
 Lidz, A., Hui, L., Zaldarriaga, M., & Scoccimarro, R. 2002, ApJ, 579, 491
 Madau, P., & Rees, M. J. 2000, ApJ, 542, L69
 Malhotra, S. & Rhoads, J. 2004, ApJ, in press, astro-ph/0407408
 Miralda-Escudé, J. 1998, ApJ, 501, 15
 Rhoads, J., et al. 2003, AJ, 125, 1006
 Santos, M. R. 2004, MNRAS, 349, 1137
 Shapiro, P., & Giroux, M. L. 1987, ApJ, 321, L107
 Shapley, A. E., Steidel, C. C., Pettini, M., & Adelberger, K. L. 2003, ApJ, 588, 65
 Songaila, A. 2004, AJ, 127, 2598
 Spergel, D.N. et al. 2003, AJS, 148, 175
 Stern, D., et al. 2004, ApJ, submitted, astro-ph/0407409
 White, R. L., Becker, R. H., Fan, X., & Strauss, M. A. 2003, AJ, 126, 1
 Wyithe, J. S. B., & Loeb, A. 2004a, Nature, 427, 815
 Wyithe, J. S. B., & Loeb, A. 2004b, ApJ, submitted, astro-ph/0407162