

350 μm Galactic Center Dust Observations with SHARC II

Johannes Staguhn¹, Dominic Benford¹, Mark Morris², and Keven Uchida³

¹ NASA/GSFC, Code 685, Greenbelt, MD 20771, USA
staguhn@stars.gsfc.nasa.gov

² Division of Astronomy & Astrophysics, UCLA, Los Angeles, CA 90095-1562, USA

³ Dept. of Astronomy, Cornell University, Ithaca, NY 14853-6801, USA

We present first and preliminary submillimeter continuum images of the Galactic Center region obtained with the new Caltech Submillimeter Observatory facility camera SHARC II. The instrument allows 350 μm observations with unprecedented sensitivity and instantaneous spatial coverage. The stability of the SHARC II detectors combined with the large number of available pixels allows a non-differential scanning mode that does not require the observation of a reference off-source position. Here we present large-scale 350 μm dust continuum images from the Sgr A and Sgr C regions, as well as the detection of sub-mm dust continuum emission from the IRAS 25 μm source AFGL5376. This source is produced in a large-scale shock that extends well above the Galactic plane.

1 Introduction

Studies of the interstellar medium in the nuclei of Galaxies can be used to derive physical parameters for galaxy evolutionary models. The presence of stronger magnetic fields than in the Galactic disk and strong shear due to differential rotation allow efficient studies of their effects on the interstellar medium and on star formation activity. Observations of the submillimeter continuum emission with SHARC II [1] play an important role in the determination of dust temperatures and opacity indices in Galactic Center molecular clouds. The heating of the dust is typically dominated by the interstellar UV field, and hence is attributable to relatively recent star formation. Other heating mechanisms such as interaction of molecular clouds with large-scale shocks are not well explored. We therefore targeted a large-scale shock region with no apparent star formation activity. Furthermore, submillimeter dust continuum data can be used to identify target positions for polarimetric follow-up observations aimed at obtaining magnetic field directions in molecular clouds [4].




Fig. 1. *top:* SHARC II $350\ \mu\text{m}$ image of the Sgr region. *bottom:* SCUBA $850\ \mu\text{m}$ image of the same region (from [5]).

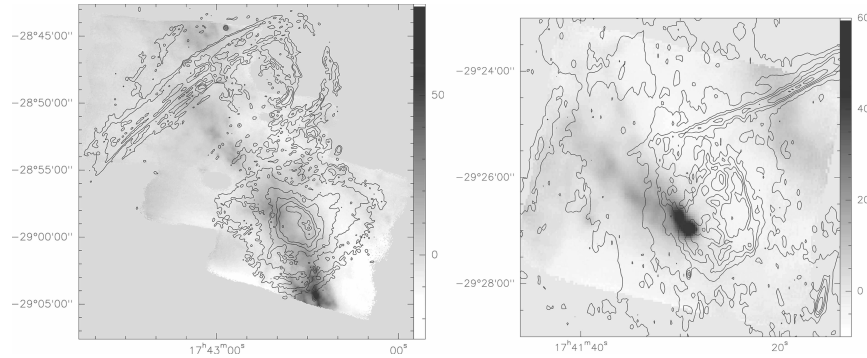


Fig. 2. *left:* SHARC II $350\ \mu\text{m}$ image of the Sgr A region (grey scale) with the 20 cm radio image from [7] superimposed in contours. The most prominent features in the radio image are Sgr A, the Galactic Center Thermal Arches, and the Nonthermal Radio Arc. *right:* SHARC II $350\ \mu\text{m}$ observations of the region around Sgr C (grey scale). Superimposed is the 1.5 GHz radio image from [3]. Note the anti-correlation between the radio emission and the dust continuum towards the NW of the Sgr C HII region.

2 Sgr A and Sgr C

We observed an area of about $20' \times 20'$ at $350 \mu\text{m}$ which covers the main dust features around Sgr A. Figure 1 shows the SHARC II image and, for comparison, the corresponding area as observed by SCUBA at $850 \mu\text{m}$ [5]. Figure 2 (left) shows the SHARC II image with an overlay of the 20 cm image from [7]. Figure 2 (right) shows the region around Sgr C at $350 \mu\text{m}$. Superimposed on the image are the 1.5 GHz radio contours from [3] which show the Sgr C HII region and the associated nonthermal filaments. An anti-correlation of the dust emission and radio emission is evident north of the HII region.

3 AFGL5376




Fig. 3. Large scale Nobeyama 10 GHz image [2] (grey scale) of the Galactic center with IRAS $25 \mu\text{m}$ contours overlaid. The Galactic Center Lobes East and West can be seen as vertical structures in the grey-scale representation of the Nobeyama data. AFGL5376 is the prominent $25 \mu\text{m}$ feature at center right in the image, to the immediate East of the radio emission from the Galactic Center Lobe West. The Galactic plane is horizontal, and is indicated by the highest $25 \mu\text{m}$ contours.

The IRAS source AFGL5376 is probably the most prominent concentration of warm dust near the Galactic Center which clearly shows no evidence for nearby star formation. This curious structure rises almost a full degree (150 pc) perpendicular to the Galactic plane (Figure 3). Its strong $25 \mu\text{m}$ emission indicates the presence of warm ($T \sim 100 \text{ K}$) dust which is clearly associated with high velocity $^{12}\text{CO}(2-1)$ emission (Figure 4 left, from [6]). The molecular line emission traces gas that surrounds the warm dust emission peak. Uchida et al. [6] show that the kinematics of the gas as well as the position of AFGL5376 provide strong evidence that it is associated with a

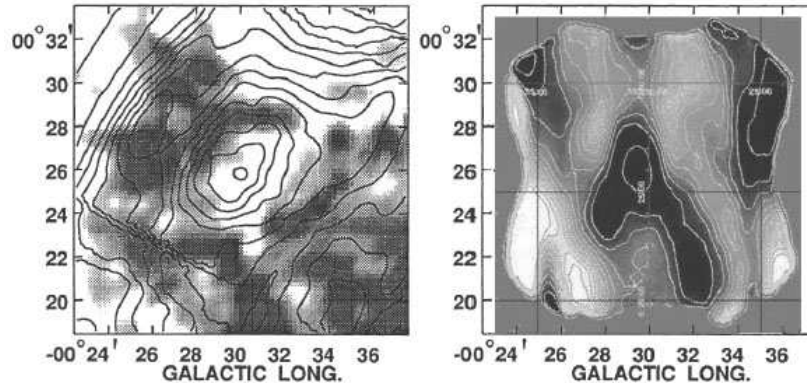


Fig. 4. *left:* AFGL5376 in $^{12}\text{CO}(2-1)$ emission (grey scale, from [6]) with an overlay of the IRAS 25 μm emission (contours) *right:* SHARC II 350 μm continuum image of the region (grey scale and contours). Note that the grey scale representation of the right image shows emission light, whereas it is dark in the left image.

large scale shock that coincides with the western edge of the radio continuum Galactic Center Lobe. However, the mass of the warm dust in AFGL5376 is only $10^{-2} M_{\odot}$, and until recently it was unclear whether larger amounts of colder dust are associated with this source. In August 2003 we obtained a snapshot of this region at 350 μm with SHARC II in order to address this question. The observations (Fig. 4, right) show strong 350 μm continuum emission which, like the molecular line emission, surrounds the 25 μm peak. A void in the emission stretching perpendicular to the Galactic plane is clearly visible in the SHARC II image. Its position coincides with one of the two shock fronts which are described in [6]. A determination of the spatial extent, column densities and temperatures of the dust and the nature of its association with the Galactic Center Lobe and the associated large scale shock is under way. This will enable us to study the energetics involved in the shock generation and will be important for understanding the relationship between the kinematics and magnetic fields in the Galactic center region.

References

1. C.D. Dowell, et al., SPIE, **4855**, 73 (2003)
2. T. Handa, Y. Sofue, N. Nakai, H. Hirabayashi, M. Inoue, PASJ, **39**, 709 (1987)
3. H. S. Liszt, R.W. Spiker, ApJS, **98**, 259 (1995)
4. G. Novak, et al., ApJ, **583L**, 83 (2003)
5. D. Pierce-Price et al., **545L**, 121 (2000)
6. K.I. Uchida, M.R. Morris, E. Serabyn, J. Bally, APJ, **421**, 505 (1994)
7. F. Yusef-Zadeh, M. Morris, D. Chance, Nature, **310**, 557 (1984)