

Bipolar jets growth and decline in Hen 3-1341: a direct link to fast wind and outburst evolution^{*}

U. Munari^{1†}, A. Siviero^{1†} and A. Henden^{2†}

¹INAF-Osservatorio Astronomico di Padova, Sede di Asiago, I-36012 Asiago (VI), Italy

²Univ. Space Research Assoc./U. S. Naval Observatory, P. O. Box 1149, Flagstaff AZ 86002-1149, USA

Accepted —. Received —; in original form —

ABSTRACT

The appearance and disappearance of collimated bipolar jets in the symbiotic star Hen 3-1341 is reported and investigated. From modeling of the emission line spectrum it turns out that the accreting white dwarf in quiescence has $T_{\text{WD}} \sim 1.2 \cdot 10^5$ K and $R_{\text{WD}} \sim 0.14 R_{\odot}$, for a luminosity of $3.8 \cdot 10^3 L_{\odot}$, and it is stably burning hydrogen on the surface at a rate of $\dot{M}_{\text{H}} \sim 5 \cdot 10^{-8} M_{\odot} \text{yr}^{-1}$, feeding ionizing photons to a radiation bounded circumstellar nebula extending for ~ 17 AU. The WD underwent a multi-maxima outburst lasting from 1998 to 2004 during which its H-burning envelope reacted to a probable small increase in the mass accretion by expanding and cooling to $T_{\text{eff}} \sim 1 \cdot 10^4$ K and $R \sim 20 R_{\odot}$, mimicking an A-type giant that radiated a total of $\sim 6 \cdot 10^{44}$ erg, at an average rate of $\sim 1 \cdot 10^3 L_{\odot}$. Bipolar jets developed at the time of outburst maximum and their strength declined in parallel with the demise of the fast wind from the inflated WD, finally disappearing when the wind stopped halfway to quiescence, marking a 1:1 correspondence between jets presence and feeding action of the fast wind. The total mass in the jets was $M_{\text{jet}} \sim 2.5 \cdot 10^{-7} M_{\odot}$ for a kinetic energy of $E_{\text{jet}}^{\text{kin}} \sim 1.7 \cdot 10^{42} (\sin i)^{-1}$ erg, corresponding to $\sim 0.3 (\sin i)^{-1} \%$ of the energy radiated during the whole outburst.

Key words: Stars: binaries: symbiotic - Stars: mass-loss - Stars: winds, outflows - ISM: jets and outflows

1 INTRODUCTION

Tomov et al. (2000), hereafter TMM, discovered spectroscopically in Hen 3-1341 (= V2523 Oph) one of the finest examples of highly collimated bipolar jets seen in a symbiotic binary. The jets, with a projected velocity of $|\Delta RV_{\odot}| \sim 820 \text{ km sec}^{-1}$, were observed when the system was in outburst at $V \sim 10.5$ mag. No follow-up study monitored the jet or outburst evolution.

Some symbiotic binaries are already known to present or have presented jets, in the optical and/or radio: R Aqr (Burgarella & Paresce 1992; Dougherty et al. 1995), CH Cyg (Taylor et al. 1986; Solf 1987), MWC 560 (Tomov et al. 1990; Shore et al. 1994; Schmid et al. 2001), RS Oph (Taylor et al. 1989), Hen 2-104 (Corradi et al. 2001) and Hen 3-1341 (TMM). Other possible examples of jets or collimated mass outflows from symbiotic binaries and related systems are StH α 190 (Munari et al. 2001),

Z And (Brocksopp et al. 2004), AG Dra (Mikolajewska 2002), V1329 Cyg and HD 149427 (Brocksopp et al. 2003).

To correlate in symbiotic stars the appearance of jets with the system properties is not an easy task. In fact, the ionized circumstellar gas is so bright in the optical and ultraviolet as to prevent direct observation of the central engine, which is believed to be an accreting white dwarf that in many cases experiences quasi-stable surface H-burning (Munari & Buson 1994; Sokoloski 2003). The standard scenario for the production of jets (e.g. Livio 1997) involves an accretion disk which is threaded by a vertical magnetic field and an energy/wind source associated with the central accreting object. A widespread presence of accretion disks and magnetic fields in symbiotic binaries is still matter of debate. Convincing detection of a magnetic field in a symbiotic binary has been so far obtained only for Z And (Sokoloski & Bildsten 1999), in the form of a persistent ≤ 0.005 mag amplitude oscillation at 28 min period interpreted as the spin period of a magnetic WD. The detection was made possible by the outburst state of Z And at the time of the observations, which largely increased the optical brightness of the WD and reduced that of the circumstellar nebular material by reducing the feed-

^{*} Based in part on observations secured at the Observatoire de Haute-Provence within the OPTICON 2004 access program

[†] E-mail: munari@pd.astro.it (UM); siviero@pd.astro.it (AS); aah@nobs.navy.mil (AH)

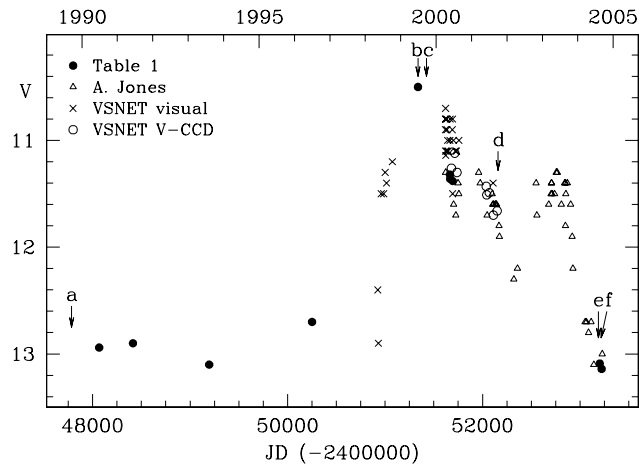


Figure 1. The V -band light-curve of Hen 3-1341 over the last 15 yr showing the 1998-2004 outburst. The arrows point to the epochs of the spectra in Figure 3.

ing of ionizing photons. Direct evidences for accretion disks are missing, given their low luminosity compared with the glare of the circumstellar nebular material and the brightness of the central star (especially if burning hydrogen at the surface). Indirect suggestions for the presence of disks are generally based on the interpretation of the flickering so far detected in $\sim 20\%$ of surveyed symbiotic stars (e.g. CH Cyg: Sokolowski & Kenyon 2003; T CrB: Zamanov et al. 2004; MWC 560: Tomov et al. 1995; Dobrzycka et al. 1996; RS Oph and Mira A+B: Sokolowski et al. 2001).

In this paper we present direct evidences that, at least in the symbiotic binary Hen 3-1341, the appearance of bipolar jets is limited to the early and brightest outburst phases, and that the jets are fed by the wind from the outbursting component. When the wind quenches during the decline from outburst maximum, the jets also vanish, in a 1:1 correspondence.

2 CONDITIONS IN QUIESCENCE AND OUTBURST

When TMM discovered the jets in the summer of 1999 they found Hen 3-1341 at $V=10.5$, much brighter than on the Palomar charts ($B=14.0$), and concluded the system was undergoing an outburst. Not much else is known about the photometric and spectroscopic history of Hen 3-1341 or the reality and characteristics of the outburst itself. A proper investigation is mandatory for the obvious implications on the nature and evolution of the jets.

With the aim of recovering the photometric history of Hen 3-1341, we have (a) obtained $UBV(RI)_C JHK$ photometry of Hen 3-1341 with the USNO 1.0m and 1.5m telescopes, (b) measured the brightness on photographic plates found in the Asiago 67/92 Schmidt archive and on plates of the DSS-1, DSS-2, GSC and Vehrenberg’s photographic surveys, and (c) derived $UBV(RI)_C$ magnitudes from published optical spectra calibrated into absolute fluxes. These data are given in Table 1 together with values from the 2MASS and DENIS survey, and $UBV(RI)_C JHK$ from the symbiotic star photometric catalogs of Allen (1982) and Munari et al. (1992).

They are plotted in Figure 1, together with amateur estimates kindly provided by Albert Jones (New Zealand) and VSNET organization, to document the photometric evolution over the last 15 yr.

Figure 1 reveals that Hen 3-1341 has undergone a large outburst lasting from 1998 to 2004, characterized by a rapid rise to maximum and a complex pattern of minima and maxima during the decline phase. The outburst reached maximum V brightness right at the time TMM discovered the jets and found the high ionization emission lines to have vanished and lower energy ones somewhat weakened while an A-type continuum dominated the spectrum, like in a typical symbiotic star outburst (cf. Ciatti 1982). The end of the outburst and return to quiescence by summer 2004 is confirmed by the spectrum in Figure 2, that we obtained on July 17, 2004 with the B&C+CCD spectrograph of the 1.22m telescope operated in Asiago by the Depart. of Astronomy of the Univ. of Padova. The spectrum is characterized by strong emission lines of [FeVII], [NeV], HeII and OVI (Raman scattered), identical to the 1993 pre-outburst quiescent spectrum by Munari & Zwitter (2002).

The emission line spectrum of Hen 3-1341 in quiescence both in the optical (from Figure 2) and in the ultraviolet (the IUE spectrum of Gutiérrez-Moreno et al. (1997)) has been modeled with the CLOUDY software package (see <http://www.nublado.org/>) to get round estimates of basic physical parameters, assuming a simple spherical symmetric gas distribution originating from the $\rho(r) \propto r^{-2}$ wind of the cool giant ionized by the radiation from the WD companion. We found the nebular material to be radiation bounded and to extend for ~ 17 AU, for a total mass of $\sim 7 \cdot 10^{-6} M_{\odot}$ contained within. The gas electronic temperature and density are $T_e \sim 1 \cdot 10^5$ K and $N_e \sim 2 \cdot 10^8 \text{ cm}^{-3}$ close to the ionizing source, decreasing to $T_e \sim 4 \cdot 10^3$ K and $N_e \sim 6 \cdot 10^5 \text{ cm}^{-3}$ at the ionization boundary. The modeling supports solar metallicity and chemical partition, although with Ne and N apparently enhanced by $\sim 10\times$ (which is what is expected when ejecta or wind from the outbursting WD are mixed with the circumstellar material originating from the M giant, cf. Nussbaumer et al. 1988, Warner 1995). The central star has $T_{WD} \sim 1.2 \cdot 10^5$ K and $R_{WD} \sim 0.14 R_{\odot}$, for a luminosity of $3.8 \cdot 10^3 L_{\odot}$, which are consistent with those previously found by Gutiérrez-Moreno et al. (1997). Such a quiescent luminosity cannot be sustained by pure accretion since that would require an implausibly large accretion rate of $1 \cdot 10^{-6} M_{\odot} \text{ yr}^{-1}$ on a $0.5 M_{\odot}$ WD.

The quiescent luminosity is instead well explained by stable H-burning conditions of accreted matter on the surface of the white dwarf. Because the stably burning WD in Hen 3-1341 does not expand to large dimensions during quiescence, the accretion rate must match the burning rate, or $\dot{M}_H \sim 5 \cdot 10^{-8} M_{\odot} \text{ yr}^{-1}$ which is in line with the expected accretion rate for symbiotic stars (cf. Kenyon & Webbink 1984). From Iben & Tutukov (1989) numerical simulations, $T_{WD} \sim 1 \cdot 10^5$ K and $R_{WD} \sim 0.1 R_{\odot}$ correspond to a stable H-burning $0.4 M_{\odot}$ white dwarf. From Table 1 it is evident that the white dwarf in Hen 3-1341 has been in that state since at least the time of the first Palomar survey, 50 yr ago. This is in line with the theoretical expectations for a $0.4 M_{\odot}$ H-burning white dwarf, that predicts an “on” period of ~ 5000 yr, or ten times shorter if the mass of the envelope is reduced by a wind (Iben 2003).

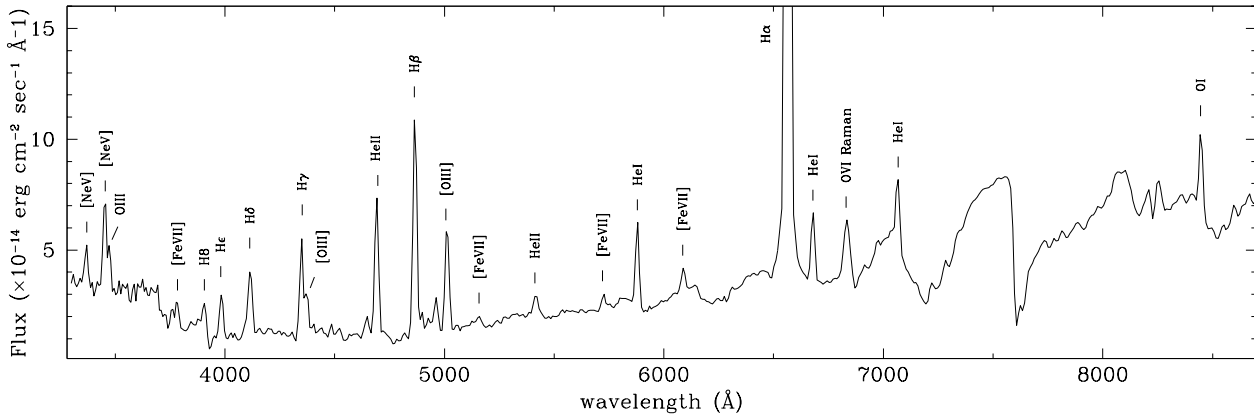


Figure 2. Low resolution spectrum of Hen 3-1341 in quiescence on July 17, 2004

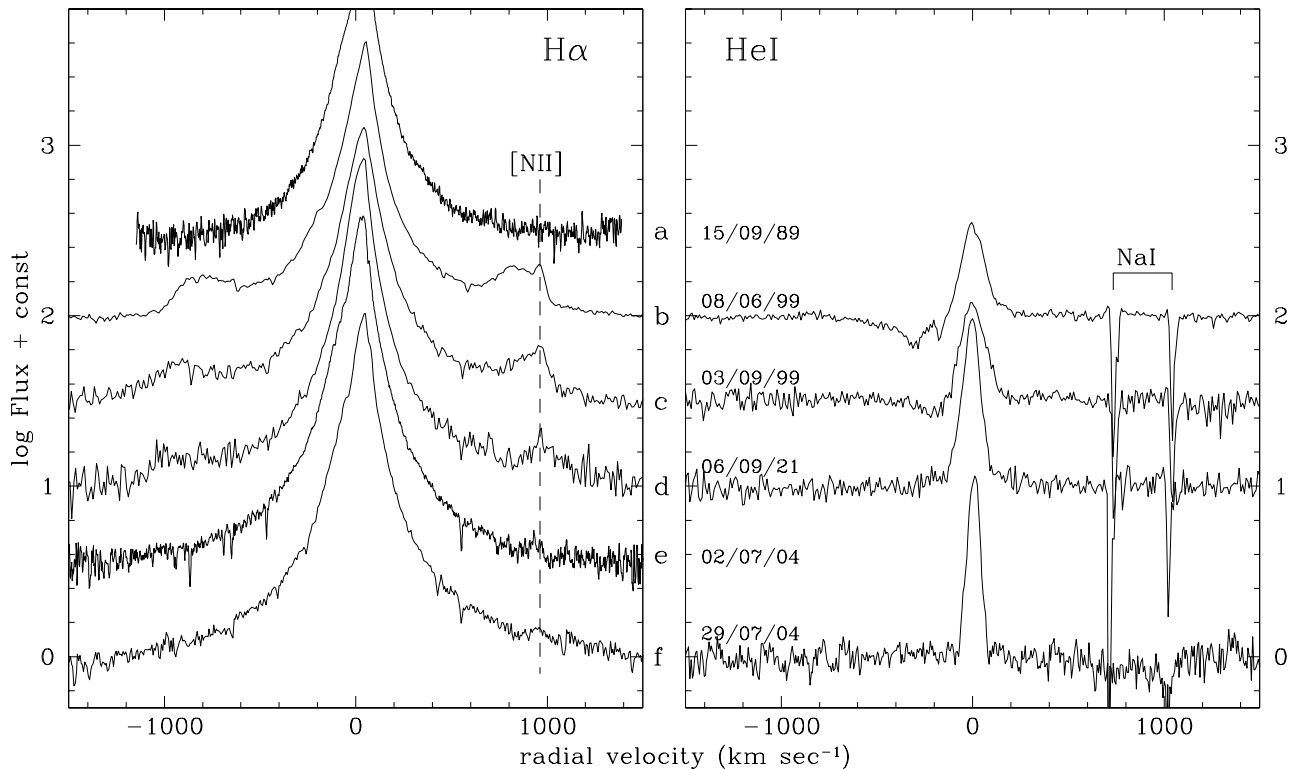


Figure 3. Evolution of $H\alpha$ and HeI 5876 Å profiles between 1989 and 2004. The profiles are plotted on a logarithmic flux scale to emphasize visibility of the jets in $H\alpha$ and the wind absorption signatures in HeI. *a*: from van Winckel et al. (1993); *b,c,d,f*: Echelle spectrograph at Asiago 1.82m telescope; *e*: ELODIE spectrograph at OHP 1.93m telescope.

To gain physical insight on the optical 1998-2004 outburst we have integrated the energy between the outburst light-curve in Figure 1 and the $V \sim 13.1$ reference value for quiescence, to derive the total radiated energy. The color evolution of the outbursting component is missing for lack of multi-band simultaneous observations. Color information is available (cf. Table 1) only for the three observations in 2000, when the outbursting component was roughly midway between outburst maximum and quiescence. For sake of discussion, the corresponding $B-V=0.52$ is taken to represent the average color of the outbursting component. To estimate the reddening we have measured the equivalent width of interstellar NaI and KI absorp-

tion lines in high resolution spectra of Hen 3-1341 that we have secured with ELODIE spectrograph at the Observatoire de Haute-Provence (OHP) and the Echelle spectrograph at the 1.82m telescope operated in Asiago by the Italian National Institute of Astrophysics (INAF). Following the calibration of Munari & Zwitter (1997), the reddening is found to be $E_{B-V}=0.47$ and therefore the intrinsic average color for the outbursting component is $(B-V)_0=0.05$. The corresponding bolometric correction is -0.10 according to Bessell et al. (1998) and the spectral type is A2 following Fitzgerald (1970). Adopting the distance of 3.1 kpc derived by Gutiérrez-Moreno et al. (1997), the total energy radiated by the outburst turns out to be $\sim 6 \cdot 10^{44}$ erg. It would corre-

Table 1. The table collects existing and new multi-band information on the photometric history of Hen 3-1341. Sources: *a* = DSS-1, DSS-2, GSC, Vehrenberg’s photographic surveys remeasured by us, *b* = Asiago 67/92 cm Schmidt telescope archival plates, *c* = Allen (1982), *d* = Munari & Buson (1994), *e* = derived from covolution with band transmission profiles of the fluxed spectra in Gutiérrez-Moreno et al. (1997), *f* = similarly for Munari & Zwitter (2002) spectra, *g* = 2MASS, *h* = Tomov et al. (2000), *i* = photometry with the USNO 1m telescope, *l* = DENIS survey.

	<i>U</i>	<i>B</i>	<i>V</i>	<i>R_C</i>	<i>I_C</i>	<i>K</i>	<i>J–H</i>	<i>H–K</i>	ref
26-04-1954				10.8					<i>a</i>
01-07-1954		14.0							<i>a</i>
14-07-1969		13.3							<i>b</i>
16-07-1969		13.2							<i>b</i>
06-04-1970		14.0							<i>a</i>
02-06-1970		14.4			11.0				<i>b</i>
01-07-1970		13.8			10.9				<i>b</i>
~1981						7.58	0.98	0.34	<i>c</i>
22-03-1982		13.0							<i>a</i>
29-06-1987			12.5						<i>a</i>
24-06-1990	12.72	13.73	12.94	11.82	10.82				<i>d</i>
16-03-1990						7.66	1.06	0.31	<i>d</i>
01-07-1991	12.6	13.7	12.9	11.6	10.8				<i>e</i>
09-03-1992				11.7					<i>a</i>
27-07-1993		14.1	13.1	12.0					<i>f</i>
16-06-1996			12.7						<i>a</i>
23-04-1998						7.48	0.87	0.41	<i>g</i>
08-06-1999			10.5						<i>h</i>
30-04-2000	10.97	11.82	11.32	10.65	10.03				<i>i</i>
02-05-2000	11.00	11.91	11.36	10.74	10.07				<i>i</i>
28-05-2000	11.08	11.90	11.38	10.70	10.09				<i>i</i>
10-10-2000					10.11	7.50			<i>l</i>
16-07-2004	13.15	13.84	13.09	11.72	10.72				<i>i</i>
04-08-2004	13.22	13.91	13.14	11.74	10.74	7.56	0.94	0.36	<i>i</i>

spond to the potential energy released by the accretion onto a $0.5 M_{\odot}$ white dwarf of $\sim 4 \cdot 10^{-6} M_{\odot}$ (at a mean rate of $\sim 1 \cdot 10^{-6} M_{\odot} \text{yr}^{-1}$) which is implausibly large. In fact, it is orders of magnitude larger than the typical mass dumped through an accretion disk during outbursts in cataclysmic variables (Warner 1995), and the required mass loss from the donor star would be orders of magnitude larger than expected for the M2 III non-variable companion, which did not experience any major instability at the time of outburst onset (cf. stable infrared magnitudes in Table 1).

The $6 \cdot 10^{44}$ erg radiated during the outburst instead correspond to the nuclear burning of $\sim 5 \cdot 10^{-8} M_{\odot}$ of Hydrogen, at an average rate of $\sim 1 \cdot 10^{-8} M_{\odot} \text{yr}^{-1}$ or $\sim 1 \cdot 10^3 L_{\odot}$. This corresponds to about $\sim 1/4$ of the luminosity in quiescence. This suggests that the 1998-2004 event, that we previously called an “outburst”, was actually a partial reprocessing into the optical of the radiation flowing into the far UV during “quiescence”. In fact strong hydrogen and HeI emission lines remained always visible, in spite of a recombination time of the order of $t_{\text{rec}} \sim 1/(n_s \alpha_B) \sim 2$ months even at the outer boundary of the ionized gas region, indicating that not all UV radiation was suppressed. The reprocessing took place in the envelope of the WD that expanded and cooled to $T_{\text{eff}} \sim 1 \cdot 10^4$ K and $R \sim 20 R_{\odot}$. The width of the stable H-burning strip in the $M_{\text{WD}}, \dot{M}_{\text{acc,WD}}$ plane is a narrow one, and minimal increases in $\dot{M}_{\text{acc,WD}}$ triggers an expansion and

consequent cooling of the WD envelope (cf. Iben 2003). We are therefore led to interpret the 1998-2004 “outburst” as having been caused by a temporary (and marginal) increase in the mass loss from the M2 III that gave no appreciable signal in the IR photometry of Table 1 but caused $\dot{M}_{\text{acc,WD}}$ to rise above the narrow equilibrium strip. The surplus accreted material was partially burned and partially carried away by the fast wind traced by the P-Cyg profiles of HeI lines in Figure 3. When the WD envelope mass returned to equilibrium value, the envelope retraced to small radius and high temperature and Hen 3-1341 resumed the photometric and spectroscopic “quiescent” appearance.

3 EVOLUTION OF THE JETS AND THEIR FEEDING MECHANISM

Following the discovery of bipolar jets by TMM in June 1999, we re-observed Hen 3-1341 in high resolution at later dates. The results for H α and HeI 5876 Å profiles are shown in Figure 3 together with the original TMM discovery spectrum and a pre-outburst spectrum obtained at ESO by van Winckel et al. (1993). From Figure 3 it is evident how the bipolar jets were absent in the quiescence *before* as well as *after* the outburst, and were strongest at peak outburst optical brightness, declining in strength with the outburst retracing from maximum. It is worth noticing the similarity

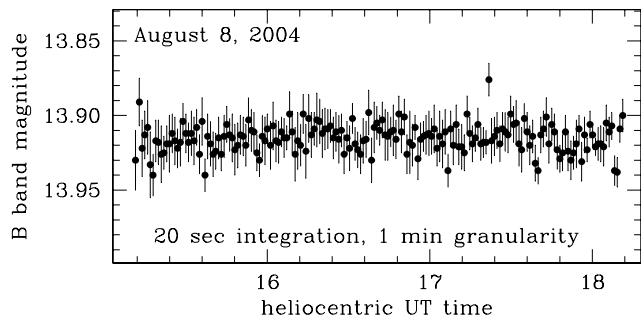


Figure 4. Time-resolved monitoring of Hen 3-1341 in B band on August 8, 2004 with the USNO 1m telescope, looking for flickering and signature of rotation of a magnetic WD.

between the terminal wind velocity ($\sim 770 \text{ km sec}^{-1}$) and jet projected velocity ($|\Delta RV_{\odot}| \sim 820 \text{ km sec}^{-1}$) at the time of onset of the jets (June 1999), which is best appreciated in the left insert of the bottom panel of Figure 1 of TMM. A most interesting comparison is between jet strength and amount of mass loss by wind from the WD as traced by the P-Cyg profiles of HeI lines in Figure 3. The correlation is a very tight one. The jets were most prominent when the wind was strongest, and declined in parallel with the decrease of wind intensity. To our knowledge, these evidences are among the most direct and convincing proofs of the ‘*energy/wind source associated with the central accreting object*’ postulated by Livio (1997) mechanism of jet production. We suggest that the search for jets in symbiotic stars should be focused on the outburst phases characterized by maximum wind intensity.

From the integrated flux of the jet features in the $H\alpha$ spectrum at outburst maximum in Figure 3 (Jun 8, 1999), and assuming that all the hydrogen within the jets is ionized and that the jets are optical thin in $H\alpha$, a total mass in the jets of $M_{\text{jet}} \sim 2.5 \cdot 10^{-7} M_{\odot}$ is derived. The kinetic energy deposited in the jets corresponding to the observed 820 km sec^{-1} projected velocity is therefore $E_{\text{jet}}^{\text{kin}} \sim 1.7 \cdot 10^{42} (\sin i)^{-1} \text{ erg}$, where i is the unknown orbital inclination. This corresponds to $\sim 0.3 (\sin i)^{-1} \%$ of the total energy radiated during the outburst.

Figure 3 suggests a small increase with time in the observed velocity separation of the jets, amounting to $|\Delta RV_{\odot}| \sim 820 \text{ km sec}^{-1}$ on June 1999, 910 km sec^{-1} on Sept. 1999, and 1000 km sec^{-1} on Sept. 2001. Different explanations could be invoked - including a variable projection angle of the jet axis on the line of sight as caused by a precession motion - but there are not enough data to decide in favor of any of them.

Finally, we have also searched for a signature of rotation of a magnetic WD in Hen 3-1341 by looking for coherent modulation in time resolved B -band photometry that we secured in 2004 with the USNO 1.0m telescope (see Figure 4). None was found, but this was an expected result, because with the system in quiescence the circumstellar nebular emission is enormously brighter than the WD in B band. A more profitable search will have to wait for the next outburst state of Hen 3-1341.

REFERENCES

- Allen D.A., 1982, in *The Nature of Symbiotic Stars*, IAU Coll. 70, M.Friedjung and R.Viotti eds., Reidel, 70, 27
- Bessell, M. S.; Castelli, F.; Plez, B. 1998, *A&A* 333, 231
- Brocksopp C., Bode M.F., Eyres S. 2003, *MNRAS* 344, 1264
- Brocksopp C., Sokoloski, J.L., et al. 2004, *MNRAS* 347, 430
- Burgarella D., Paresce F., 1992, *ApJ* 389, L29
- Ciatti F., 1982, in *The Nature of Symbiotic Stars*, IAU Coll. 70, M.Friedjung and R.Viotti eds., Reidel, 70, 61
- Corradi, R., Munari U, Livio M. et al. 2001, *ApJ* 560, 912
- Dobrzycka D., Kenyon S.J., Milone A., 1996, *AJ* 111, 414
- Dougherty S.M., Bode M.F., et al., 1995, *MNRAS* 272, 843
- Fitzgerald, M.P. 1970, *A&A* 4, 234
- Gutiérrez-Moreno A., Moreno H., et al., 1997, *ApJ* 485, 359
- Kenyon S.J., 1986, *The symbiotic stars*, Cambridge Univ. Press
- Kenyon, S.J., Webbink, R.F. 1984, *ApJ* 279, 252
- Iben, I., Tutukov A.V. 1989, *ApJ* 342, 430
- Iben I. 2003, in *Symbiotic Stars Probing Stellar Evolution*, eds. R.L.M.Corradi et al., ASP Conf. Ser. 303, 177
- Livio M., 1997, in *Accretion Phenomena and Related Outflows*, eds. D.T. Wichramasinghe et al., ASP Conf. Ser. 121, 845
- Mikolajewska J., 2002, *MNRAS* 335, L33
- Munari U., Buson M. 1994, *A&A* 287, 87
- Munari U., Yudin B.F., et al. 1992, *A&AS* 93, 383
- Munari U., Zwitter T. 1997, *A&A* 318, 269
- Munari U., Tomov, T., Yudin, B., et al. 2001, *A&A* 369, L1
- Munari U., Zwitter T. 2002, *A&A* 383, 188
- Nussbaumer, H., Schild, H., Schmidt, H.M., Vogel, M. 1988, *A&A* 198, 179
- Schmid H.M., Kaufer, A., et al. 2001, *A&A* 377, 206
- Shore S., Aufdenberg J.P., Michalitsianos A. 1994, *AJ* 108, 671
- Sokoloski J.L., Bildsten L. 1999, *ApJ* 517, 919
- Sokoloski J.L., Bildsten L., Ho W.C.G. 2001, *MNRAS* 326, 553
- Sokoloski J.L., Kenyon, 2003, *ApJ* 584, 1027
- Sokoloski J.L. 2003, in *Symbiotic Stars Probing Stellar Evolution*, ASP Conf. Ser. 303, 202
- Solf J., 1987, *A&A* 180, 207
- Taylor A.R., Seaquist E.R., Mattei J.A., 1986, *Nat* 319, 38
- Taylor A.R., Davis R.J., et al., 1989, *MNRAS* 237, 81
- Tomov T., Kolev D., et al., 1990, *Nat* 346, 637
- Tomov T., Kolev D., et al., 1995, *A&A* 300, 769
- Tomov T., Munari U., Marrese, P. 2000, *A&A* 354, L25
- Zamanov R., Bode M.F., et al. 2004, *MNRAS* 350, 1477
- van Winckel H., Duerbeck H., et al. 1993, *A&AS* 102, 401
- Warner B. 1995, *Cataclysmic Variable Stars*, Cambridge Univ. Press

This paper has been typeset from a \TeX / \LaTeX file prepared by the author.