

Hydrodynamical stability of thin accretion discs: transient growth of global axisymmetric perturbations^{*}

O.M. Umurhan^{1,3,†}, A. Nemirovsky¹, O. Regev^{2,4,5} and G. Shaviv²

¹Department of Physics, Technion-Israel Institute of Technology, 32000 Haifa, Israel

²Department of Physics and the Asher Space Research Institute, Technion-Israel Institute of Technology, 32000 Haifa, Israel

³Department of Astronomy, City College of San Francisco, San Francisco, CA 94112, USA

⁴Department of Astrophysics, American Museum of Natural History, New York, NY 10024, USA

⁵Department of Astronomy, Columbia University, New York, NY 10028, USA

Accepted ———. Received ———

ABSTRACT

The purpose of this paper is to explore how accretion discs manifest the phenomenon of transient growth on a global scale. We investigate analytically the time response of a thin accretion disc to particular axisymmetric perturbations. To facilitate an analytical treatment we replace the energy equation with a general polytropic assumption. The asymptotic expansion of Kluźniak & Kita (2000), which extended the method of Regev (1983) to a full steady polytropic disc (with $n = 3/2$), is further developed and implemented for both the steady (for any polytropic index) and time-dependent problems. The spatial form and temporal behaviour of selected dynamical disturbances are studied in detail. We identify the perturbation space which leads to transient growth and provide analytical solutions which manifest this expected transient growth behaviour. Three terms (physical causes) responsible for the appearance of transient growth are identified. Two depend explicitly on the viscosity while the third one is relevant also for inviscid discs. The main conclusion we draw is that the phenomenon of transient growth exists in discs on a global scale.

Key words: hydrodynamics – accretion discs

1 INTRODUCTION

It is widely accepted that accretion discs form whenever a sufficiently cool gas, endowed with a significant amount of angular momentum, is gravitationally attracted by a relatively compact object. This situation is quite common in astrophysics and, thus, the study, both observational and theoretical, of accretion discs has been quite intensive (see e.g. Pringle, 1981; Frank, King & Raine, 2002; for an overview).

When accretion discs were theoretically proposed (Shakura & Sunyaev, 1973; Lynden-Bell & Pringle, 1974) it had been recognized at the outset that the angular momentum transport necessary for accretion cannot take place unless some kind of enhanced effective transport process is invoked (typical values of the microscopic viscosity coefficient are by far too small to explain the observationally inferred accretion rates). As is well known, fluid turbulence induces anomalous transport and therefore angular momentum transport with the help of turbulent eddy viscosity has been proposed to operate in accretion discs. A detailed theoretical understanding of turbulence is still lacking and, therefore, the effective viscosity in discs has usually been approached in a phenomenological way: by parameterizing the effective viscous coefficient on the basis of dimensional arguments. This simple approach has been exceptionally fruitful, giving rise to successful interpretations of observational results (see Lin & Papaloizou, 1996; Frank, King & Raine, 2002; for reviews).

The ‘common knowledge’ that turbulent flows arise by a transition from laminar flows, which become *linearly* unstable at a particular critical Reynolds number Re_c , has largely been based on a number of well-studied experimental and theoretical

^{*} Research supported by the Israel Science Foundation, the Helen and Robert Asher Fund and the Technion Fund for the Promotion of Research

[†] Email: mumurhan@physics.technion.ac.il

flows. However by the early 1990's the consensus within the astrophysical community was that this assertion appeared not to be applicable to thin Keplerian accretion discs (which are relevant to many astrophysical applications, in which the gas in the disc cools efficiently), because no definite linear *hydrodynamical* instabilities had been identified in such basic flows. Moreover, according to the famous Rayleigh circulation criterion, Keplerian shear flows are expected to be linearly stable. The magneto-rotational instability, which has been shown by Balbus & Hawley (1991) to operate in such flows (when the fluid is electrically conducting and for not too large initial magnetic fields), provides a linear instability mechanism for accretion discs and has since become accepted as the driver for magnetohydrodynamical turbulence and the resulting angular momentum transport. It has since become the operating paradigm in the astrophysical community that purely hydrodynamical turbulence in Keplerian discs is altogether ruled out - this conclusion is based largely on the paucity of hydrodynamic turbulent activity in numerical simulations (see Balbus, 2003; for a review and references).

The question whether *hydrodynamical* turbulence can occur in accretion discs has however recently been re-opened in the astrophysical literature, close to a decade after Balbus, Hawley & Stone (1996) appeared to close this matter once and for all. The reason for this renewed interest in hydrodynamical stability of accretion discs appears to be three-fold. On the one hand, some instances of astrophysical systems have emerged in which the efficiency of the magnetorotational instability may be questioned (see e.g. Menou, 2000; Sano *et al.*, 2000; Fromang, Terquem & Balbus, 2002). Secondly, a number of authors have applied to the accretion disc problem some recent ideas, familiar in the fluid-dynamical community, about the onset of turbulence and sustained dynamical activity in shear flows via the mechanism of transient growth (see below). Lastly, linear instabilities of shearing flows appear where gravity plays a catalyzing rôle. These *stratorotational instabilities* (Dubrulle, 2004), which are distinct from instabilities giving rise to buoyant convection, have been identified from linear stability analysis (Molemaker *et al.* 2001, Yavneh *et al.* 2001, Dubrulle *et al.* 2004 Shalybkov & Rudiger, 2005) and have been proposed to operate in Keplerian discs. Yavneh *et al.* (2001) demonstrate that this effect leads to significant non-linear activity in small-gap limit simulations of Taylor-Couette flows in a uniform gravitational field. It seems also possible that this instability may be responsible for the appearance of long-lived vortices in the localized hydrodynamical simulations of 3D Keplerian flows of Barranco & Marcus (2004). Though these are interesting, necessary and important avenues of exploration, these matters are not the subject of our attention in this work.

The concept of *transient growth* (TG for short) of linearly stable modes and its possible role in giving rise to a *bypass* (of linear instability) transition to turbulence has been applied extensively to laboratory shear flows, which appear to become turbulent at Reynolds numbers that are significantly lower than Re_c (given by the usual modal approach of linear stability analysis). In particular, for some archetypical flows (plane Couette, pipe Poiseuille), the theoretical critical Reynolds number is infinite, that is, these flows are found to be linearly stable. Yet such flow become clearly turbulent in the laboratory. The central idea is based on the fact the relevant operator, arising in linear stability analysis of shear flows, is generally non-normal (not commuting with its adjoint). Thus the usual procedure of finding the eigenvalues by solving the appropriate *boundary value* problem, may miss some important features of the linear problem. Even if all the eigenvalues imply stability (i.e. have negative or zero real parts), some initial perturbations may exhibit transient growth, because the *eigenvectors* of a non-normal operator may be non-orthogonal. The correct way to uncover such behaviour must then rely on solving the corresponding *initial value* problem. To save space, we shall refer the reader to a recent book (Schmid & Henningson, 2001) and a review paper (Grossmann, 2000), in which the idea that TG may trigger a transition to turbulence in shear flows is explained in detail, together with a comprehensive list of references. The astrophysical papers which will be mentioned shortly contain also, in their Introduction sections, short reviews on the history of this idea and its application to astrophysics.

Among the papers in the astrophysical literature Ioannaou & Kakouris (2001) were the first to apply these concepts to the stability of accretion discs. They studied the *global* behaviour of incompressible two-dimensional (in the disc plane) perturbations, found copious TG for optimal perturbations and suggested that a turbulent state may be maintained by continuous random forcing. Most of the subsequent works utilized a local *shearing box* approximation¹ and found linear TG in two dimensions (Chagelishvili *et al.*, 2003) and in even in three dimensions (Tevzadze *et al.* 2003, Yecko, 2004). It was found that the third dimension may limit the very large amplification factors, but if the vertical scale is not too large the growth is still substantial. Yecko (2004) analyzed the linear three-dimensional problem and found that strong rotation essentially 'two-dimensionalizes' the most amplified transient disturbances whose maximal magnitude, for Keplerian shear, scale as $Re^{2/3}$. In two very recent contributions Mukhopadhyayi, Ashfordi & Narayan (2005) and Ashfordi, Mukhopadhyayi & Narayan (2005) conducted detailed studies of the linear problem in various conditions and supplied estimates of the Reynolds number needed to sustain TG induced turbulence in accretion discs. They found that values of at least $10^5 - 10^6$ are needed to overcome the stabilising influence of Keplerian shear (i.e. Rayleigh stable) and three-dimensionality.

Recently, Umurhan & Shaviv (2005) employed a global asymptotic approach (utilizing the natural small parameter of the problem $\epsilon = \tilde{H}/\tilde{R}$, that is, the thickness of the disc relative to its typical radial scale) in the study of the dynamical evolution of global axisymmetric disturbances in an *inviscid* 3D disc. Such an asymptotic approach was introduced for the first time

¹ see Appendix A of Umurhan & Regev (2004) for a systematic discussion of this approximation

to the study of thin viscous accretion discs by Regev (1983) in the context of accretion disc boundary layers. It was later further developed and used in a remarkable analytical work by Kluźniak & Kita (2000) to solve for the *steady* structure of a polytropic viscous (using the conventional α prescription) axisymmetric 3D disc. This study revealed the presence of a steady meridional flow pattern with backflows for values of the α less than some critical value. This result and feature was confirmed by Regev & Gitelman (2002), who abandoned the polytropic assumption and included an energy equation (employing the diffusion approximation in the treatment of the vertical radiative transport). Umurhan & Shaviv (2005) allowed for time dependence and found *algebraic* temporal growth of global axisymmetric adiabatic disturbances, in a polytropic inviscid disc.

The purpose of the present paper is to pursue this global asymptotic approach to pursue the time-dependent response of a general *viscous* thin accretion (α) disc and to identify the terms (mechanisms) responsible for the assortment of resulting behaviour, including any transient growth. The main departure that this work undertakes from previous investigations of TG in accretion discs (except that of Ioannaou & Kakouris, 2001 and Umurhan & Shaviv, 2005) is that we treat the dynamics of a sizeable part of the disc rather than a very small section centered about the disc's midplane (the shearing-box, e.g., Goldreich & Lynden-Bell, 1965; Balbus, Hawley & Stone, 1996), for which the boundary conditions are, strictly speaking, not known. In contrast to Ioannaou & Kakouris (2001) we investigate here 3D (albeit axisymmetrical) disturbances and, as said before, this study generalizes the work of Umurhan & Shaviv (2005) to viscous flows and, as such, reveals the full range of possibilities. As we said, the primary tool utilized here in order to facilitate an analytical treatment is the asymptotic expansion, where the dependent variables and governing equations are expanded in powers of some small quantity (here the measure of the disc's 'thinness', ϵ). Exposing the resulting mathematical system to a set of perturbations, in which the extreme geometry of the disc structure is taken into account (i.e. its 'thinness'), we aim at obtaining an analytically treatable problem. To achieve this goal we also assume a polytropic relation between the pressure and density. Since this assumption was found to make little substantive difference to the *steady* meridional flow solution (Regev & Gitelman, 2002, and cf. Kluźniak & Kita, 2000), we see its use as justified here as well. The standard α prescription for the viscosity will be used here and thus we actually will be dealing with flows whose effective Reynolds number is $\text{Re} \sim 1/\alpha$.

The advantage of the asymptotic method and approach and the simplistic polytropic assumption is obvious - the treatment will be analytical and the responsible physical effects leading to any interesting dynamics may be transparently traced. It is clear, however, that the present analytic analysis should be ultimately complemented with a detailed and uncompromising numerical solution and a proper treatment of energy generation and transfer.

As we shall see, the inviscid algebraic growth found in Umurhan & Shaviv (2005) will be replaced in this general viscous case by transient growth. The TG maximal magnitude will be seen to depend on α (i.e. the Reynolds number) and on the nature of the initial disturbance. It is still an open question as to 'if' and 'how' non-linearities exploit the transiently growing disturbances to drive sustained turbulence. Given that this work is a linear study, this matter is not the subject of our discussions. We would like to remark, however, that repeated (every few hundred rotations or so) perturbative events can do the job of keeping dynamical activity alive (e.g., Ioannaou & Kakouris, 2002) and such events can not be ruled out in a real astrophysical accretion disc (e.g. due the presence of the second star in binary systems, variability of the circumstellar environment in young stars, various dynamical events in the vicinity of an AGN etc.).

This paper is organized in the following way. In Section 2 we state all our assumptions, derive the basic non-dimensional equations and introduce the asymptotic expansions for the dependent variables that are used in this work. Although we are bound to repeat here some previously published work, we feel that explaining the global asymptotic approach to thin accretion discs (here including also time dependence) in a self-contained way may be useful for better understanding of our work here as well as perhaps for future investigations. In Section 3 the steady solutions of the equations are given and discussed. These solutions are then used to study the dynamical evolution by adding (in a suitable order) a time dependent disturbance to them. The dynamics of the disturbances is the subject of Section 4, where we present the results and discuss their nature. A global principle as well as detailed dynamical behaviour and some limits are discussed in an effort to uncover the origin of our primary result - transient growth. The case of a general polytropic index and some technical details of the analytical asymptotic procedure needed for obtaining the solutions are given in the Appendices.

2 ASSUMPTIONS, NON DIMENSIONAL EQUATIONS AND ASYMPTOTIC EXPANSIONS

Our starting point are the general Navier-Stokes equations

$$\rho \frac{\partial \mathbf{V}}{\partial t} + \rho(\mathbf{V} \cdot \nabla)\mathbf{V} = -\nabla P + \rho \mathbf{b} + \nabla \cdot \boldsymbol{\sigma}, \quad (1)$$

$$\frac{\partial \rho}{\partial t} + \nabla \cdot (\rho \mathbf{V}) = 0, \quad (2)$$

where \mathbf{V} is the three dimensional velocity vector, ρ is the density, P is the pressure and \mathbf{b} is the body force per unit mass. The Cartesian components of the viscous stress tensor, $\boldsymbol{\sigma}$ are given by

$$\sigma_{jk} = \eta \left(\frac{\partial V_j}{\partial x_k} + \frac{\partial V_k}{\partial x_j} - \frac{2}{3} \delta_{jk} \nabla \cdot \mathbf{V} \right), \quad (3)$$

in which η is the dynamic viscosity coefficient (we neglect bulk viscosity because the processes discussed here are sufficiently slow to take place under thermodynamic equilibrium).

In the context of accretion discs it is natural to present the equations in cylindrical polar coordinates with r , z and ϕ being the radial, vertical and azimuthal coordinates respectively. Also, the disc matter's self gravity is neglected and therefore the body force derives from the gravitational potential of a central accreting object, whose mass is M , say. Thus we have $\mathbf{b} = -\nabla\Phi$ with

$$\Phi = -\frac{GM}{\sqrt{r^2 + z^2}}. \quad (4)$$

Regarding the viscosity of the accretion disc flow, we shall assume that the situation is such that the viscosity coefficient is greatly enhanced relatively to the microscopic one (see above in the Introduction). We will thus use one of the standard α -prescriptions (see below). If this effective viscosity enhancement results from η actually being the eddy viscosity of an already turbulent flow, the variables of the fluid dynamical equations should be understood as *mean* quantities obtained by Reynolds averaging, a standard technique in treatments of turbulence (e.g. Monin & Yaglom, 1971).

We proceed in a manner similar to that of Kluźniak & Kita (2000), hereafter KK, and Regev & Gitelman (2002), hereafter RG, by writing the equations in cylindrical coordinates (with the assumption of axisymmetry) in their non-dimensional form, which allows analytical asymptotic treatment. The difference is that here we shall not assume a steady flow: we retain the time derivative terms. This will enable us to analyze the dynamical evolution of deviations from the steady KK solution.

2.1 The scalings and additional assumptions

We consider here cold discs. Physically this means that the characteristic disc height (as measured from the midplane) is much smaller than its characteristic radius as measured from the accreting star's center. This feature is readily brought to the fore when we scale the dependent variables of the problem by their characteristic values (see Regev, 1983, hereafter R), which we shall denote by the 'tilde' sign. With \tilde{R} the characteristic radial scale of the disc (which is also a natural unit of the radial coordinate), the natural scaling for the angular velocity is the Keplerian value $\tilde{\Omega} \equiv \Omega_k(\tilde{R}) = (GM/\tilde{R}^3)^{1/2}$. Also, the density will be scaled by a characteristic value (say that at the radius \tilde{R} and at the midplane of the disc): $\tilde{\rho}$.

We assume throughout this work that the disc equation of state is polytropic - both in steady and dynamical states. This means that we can assume that the pressure and density always obey the relationship $P = P(\rho) \equiv K\rho^{(1+1/n)}$, where n is the (constant) polytropic index and K is a constant. It follows that the typical scale of the pressure is $\tilde{P} = P(\tilde{\rho})$. Also, we choose the typical sound speed to be $\tilde{c}_s = \sqrt{\tilde{P}/\tilde{\rho}}$. The assumption that the disc is *cold* means that $\tilde{c}_s \ll \tilde{R}\tilde{\Omega}$ which, in turn, allows for the definition of the vertical scale height of the disc, $\tilde{H} \equiv \tilde{c}_s/\tilde{\Omega}$. This is thus the natural² scale for the coordinate z . Formally speaking, we may define the small expansion parameter ϵ to be,

$$\epsilon \equiv \frac{\tilde{c}_s}{\tilde{R}\tilde{\Omega}} = \frac{\tilde{H}}{\tilde{R}} \ll 1. \quad (5)$$

This disparity of scales is exploited in what follows. The radial (V_r) and vertical (V_z) velocities are scaled by the typical sound speed \tilde{c}_s and the angular velocity ($\Omega = V_\phi/r$) by $\tilde{\Omega}$. Furthermore, we find that there is one natural choice for the temporal scaling, since a typical rotation time $\tilde{\Omega}^{-1}$ and the vertical sound crossing time, \tilde{H}/\tilde{c}_s , are defined to be identical.

From here on all variables are assumed to be non-dimensionalized according to what has just been described. Thus the Keplerian angular velocity and the polytropic relations for the pressure and sound speeds are

$$\Omega_k = \frac{1}{r^{3/2}}, \quad P = \rho^{1+1/n}, \quad c_s^2 = \frac{dP}{d\rho} = \left(1 + \frac{1}{n}\right) \frac{P}{\rho} = \left(1 + \frac{1}{n}\right) \rho^{1/n}. \quad (6)$$

To be consistent with previous works (e.g. KK) we make use of the non-dimensional sound speed c_s as the dependent variable instead of the pressure P . As such it readily follows that

$$\frac{1}{\rho} \frac{\partial P}{\partial r} = n \frac{\partial c_s^2}{\partial r}, \quad \frac{1}{\rho} \frac{\partial P}{\partial z} = n \frac{\partial c_s^2}{\partial z}. \quad (7)$$

The standard α model of Shakura & Sunyaev (1973) is based on the assumption that the only non vanishing viscous stress component is $\sigma_{r\phi}$ and it is proportional to the pressure. Following KK, we adopt this assumption and derive from it the form of viscosity coefficient, but include in the dynamical equations all the components of the stress tensor. In lowest

² Note that though a 'cold' disc implies $H/R \ll 1$, a 'hot' disc, i.e. one where $\epsilon \gg 1$, does *not imply* that $H/R \gg 1$. Instead it just means that the structure starts looking more like a star with $H/R \sim 1$.

order in ϵ the angular velocity of a disc is Keplerian and we get (with the dynamic viscosity coefficient scaled by $\tilde{c}_s \tilde{H}$) the nondimensional relation (see also RG)

$$\eta = \frac{2}{3} \frac{\alpha c_s^2}{\Omega_k \left(1 + \frac{1}{n}\right)}, \quad (8)$$

where α is the viscosity parameter.

2.2 Nondimensional equations and asymptotic expansions

As stated in the Introduction, we seek axisymmetric solutions (in both the steady and dynamical cases) of the equations of motion. Denoting the non-dimensionalized radial and vertical velocities as u and v , respectively, the equations now appear as they do in KK and RG except that here we allow for time-dependence (the time unit is $1/\tilde{\Omega}$). Consequently time-derivatives are included and all the dependant variables are functions of r, z and t -

$$\begin{aligned} \epsilon \frac{\partial u}{\partial t} + \epsilon^2 u \frac{\partial u}{\partial r} + \epsilon v \frac{\partial u}{\partial z} - \Omega^2 r &= -\frac{1}{r^2} \left[1 + \epsilon^2 \frac{z^2}{r^2}\right]^{-3/2} + \frac{\epsilon}{\rho} \frac{\partial}{\partial z} \left(\eta \frac{\partial u}{\partial z}\right) \\ &+ \epsilon^2 \left[-n \frac{\partial c_s^2}{\partial r} + \frac{1}{\rho} \frac{\partial}{\partial z} \left(\eta \frac{\partial v}{\partial r}\right) - \frac{1}{\rho} \frac{\partial}{\partial r} \left(\eta \frac{2}{3} \frac{\partial v}{\partial z}\right)\right] \\ &+ \epsilon^3 \left[-\frac{2\eta u}{\rho r^2} + \frac{1}{\rho r} \frac{\partial}{\partial r} \left(2\eta r \frac{\partial u}{\partial r}\right) - \frac{1}{\rho} \frac{\partial}{\partial r} \left(\frac{2}{3} \frac{\eta}{r} \frac{\partial(ru)}{\partial r}\right)\right], \end{aligned} \quad (9)$$

$$\rho \frac{\partial \Omega}{\partial t} + \epsilon \frac{\rho u}{r^2} \frac{\partial(r^2 \Omega)}{\partial r} + \rho v \frac{\partial \Omega}{\partial z} = \frac{\partial}{\partial z} \left(\eta \frac{\partial \Omega}{\partial z}\right) + \epsilon^2 \frac{1}{r^3} \frac{\partial}{\partial r} \left(\eta r^3 \frac{\partial \Omega}{\partial r}\right) \quad (10)$$

$$\begin{aligned} \frac{\partial v}{\partial t} + \epsilon u \frac{\partial v}{\partial r} + v \frac{\partial v}{\partial z} &= -\frac{z}{r^3} \left(1 + \epsilon^2 \frac{z^2}{r^2}\right)^{-3/2} - n \frac{\partial c_s^2}{\partial z} + \frac{4}{3} \frac{1}{\rho} \frac{\partial}{\partial z} \left(\eta \frac{\partial v}{\partial z}\right) \\ &+ \epsilon \frac{1}{\rho} \left[\frac{1}{r} \frac{\partial}{\partial r} \left(\eta r \frac{\partial u}{\partial z}\right) - \frac{2}{3} \frac{\partial}{\partial z} \left(\frac{\eta}{r} \frac{\partial(ru)}{\partial r}\right)\right] + \epsilon^2 \frac{1}{\rho r} \frac{\partial}{\partial r} \left(\eta r \frac{\partial v}{\partial r}\right), \end{aligned} \quad (11)$$

$$\frac{\partial \rho}{\partial t} + \frac{\epsilon}{r} \frac{\partial(r\rho u)}{\partial r} + \frac{\partial(\rho v)}{\partial z} = 0, \quad (12)$$

where the gravitational potential of the central star has been expanded only up to second order in ϵ .

We seek asymptotic solutions to (9-12) by writing all the dependent variables in a power series of the small parameter ϵ , i.e. we formally write

$$\mathbf{U}(r, z, t) = \sum_{m=0}^{\infty} \epsilon^m \mathbf{U}_m, \quad (13)$$

where $\mathbf{U} = (u, v, \Omega, c_s^2)^{\mathbf{T}}$. We remind the reader that c_s and ρ are not independent (on account of the assumption of polytropes) and are related through (6).

It has been shown before (see R, KK, RG) that in steady state the lowest order nonzero components of the meridional velocities are u_1 and v_2 and, in addition, the choice $\Omega_1 = \rho_1 = 0$ (and thus also $c_{s1} = 0$) can be consistently made. Guided by these results (see also below) we retain in the expansions for Ω , c_s^2 , ρ and v only even powers of ϵ (in the case of v starting from v_2), while for the u expansions only odd powers are kept, starting with u_1 ,

$$\Omega(r, z, t) = \Omega_0(r, z) + \epsilon^2 [\Omega_2(r, z) + \Omega_2'(r, z, t)] + \epsilon^4 [\Omega_4 + \Omega_4'(r, z, t)] + \dots \quad (14)$$

$$u(r, z, t) = \epsilon [u_1(r, z) + u_1'(r, z, t)] + \epsilon^3 [u_3(r, z) + u_3'(r, z, t)] + \dots \quad (15)$$

$$v(r, z, t) = \epsilon^2 [v_2(r, z) + v_2'(r, z, t)] + \epsilon^4 [v_4(r, z) + v_4'(r, z, t)] + \dots \quad (16)$$

$$c_s^2(r, z, t) = c_{s0}^2(r, z) + \epsilon^2 [c_{s2}^2(r, z) + c_{s2}'^2(r, z, t)] + \epsilon^4 [c_{s4}^2(r, z) + c_{s4}'^2(r, z, t)] + \dots \quad (17)$$

$$\rho(r, z, t) = \rho_0(r, z) + \epsilon^2 [\rho_2(r, z) + \rho_2'(r, z, t)] + \epsilon^4 [\rho_4(r, z) + \rho_4'(r, z, t)] + \dots \quad (18)$$

All $\mathcal{O}(1)$ quantities are assumed to be time-independent (in accord with the steady state results of RG and KK). As is also apparent, we have assumed no meridional flow at $\mathcal{O}(1)$ since, as said above, it has been shown before that $u_0 = v_0 = v_1 = 0$. Time dependence has been introduced into the expansions at $\mathcal{O}(\epsilon^2)$ for the functions Ω , ρ , c_s^2 and v while it appears at $\mathcal{O}(\epsilon)$ for u . At all orders in which time dependence is introduced we split the solutions up into a sum of a steady solution and a dynamical one, denoted by a prime, and this is true for all high orders as well. Thus, from now and on all the terms of the dependent variables expansions that are dependent on time are denoted by a prime, while those without prime are just space dependent, that is, steady. The implicit assumption in this kind of splitting is that the time-dependent part is a perturbation

(not necessarily infinitesimal!) on the steady state. In any case, the expansions Ansatz (14)-(18) can always be considered as a particular *choice* of a perturbation kind.

The steady part of the solutions up to second order will be identical to the solutions obtained in KK and RG (for $n = 3/2$). In this work we shall limit the analysis of the evolution of the time-dependent disturbances to terms of order ϵ^2 or lower.

3 STEADY STATE

3.1 $\mathcal{O}(1)$

All that is different between the results given this section and the results of KK is that all expressions are derived here in terms of arbitrary polytropic index n while in KK the specific value of $n = 3/2$ is assumed throughout their study. The lowest order equations are straightforwardly solved to yield solutions quite well-known in the literature (see, e.g., Hoshi, 1977). These are,

$$c_{s0}^2(r, z) = \frac{h^2(r) - z^2}{2nr^3}, \quad \Omega_0 = \Omega_k = \frac{1}{r^{3/2}}, \quad \rho_0(r, z) = \left[\frac{c_{s0}^2(r, z)}{1 + \frac{1}{n}} \right]^n. \quad (19)$$

The height of the disc $h(r)$, i.e. where the quantities c_{s0}^2 and ρ_0 go to zero, is explicitly determined when solving the next order steady state equations. For values of $|z| \geq h$, c_{s0}^2 , ρ_0 and all other associated quantities remain zero. Additionally the relationships between the sound speed, pressure and density, as well as their vertical gradients are given by,

$$\frac{P_0}{\rho_0} = \frac{c_{s0}^2}{1 + \frac{1}{n}}, \quad \frac{1}{\rho_0} \frac{\partial P_0}{\partial z} = n \frac{\partial c_{s0}^2}{\partial z} = -\frac{z}{r^3}. \quad (20)$$

It useful to note that we shall use in the equations to all orders only the zeroth order value of the viscosity coefficient, that is, will not actually consider it as an expandable function, but rather as a prescribed function which is based on the zeroth order of the pressure. Thus

$$\eta \equiv \eta_0 = \frac{2}{3} \alpha P_0 r^{3/2}. \quad (21)$$

The steady state at this order of ϵ has obviously a vanishing meridional flow (see KK).

3.2 $\mathcal{O}(\epsilon^2)$

The steady-state equations at the next non-trivial order of ϵ are,

$$n \frac{\partial c_{s0}^2}{\partial r} - \frac{3}{2} \frac{z^2}{r^4} = 2\Omega_0 \Omega_2 r + \frac{1}{\rho_0} \frac{\partial}{\partial z} \left(\eta \frac{\partial u_1}{\partial z} \right), \quad (22)$$

$$-\frac{1}{r^3 \rho_0} \frac{\partial}{\partial r} \left(\eta r^3 \frac{\partial \Omega_0}{\partial r} \right) = -\frac{u_1}{r^2} \frac{\partial (r^2 \Omega_0)}{\partial r} + \frac{1}{\rho_0} \frac{\partial}{\partial z} \left(\eta \frac{\partial \Omega_2}{\partial z} \right), \quad (23)$$

$$0 = \frac{1}{r} \frac{\partial}{\partial r} (r \rho_0 u_1) + \frac{\partial}{\partial z} (\rho_0 v_2), \quad (24)$$

$$0 = \frac{3}{2} \frac{z^3}{r^5} - n \frac{\partial c_{s2}^2}{\partial z} + \frac{4}{3} \frac{1}{\rho_0} \frac{\partial}{\partial z} \left(\eta \frac{\partial v_2}{\partial z} \right) + \frac{1}{\rho_0} \left[\frac{1}{r} \frac{\partial}{\partial r} \left(\eta r \frac{\partial u_1}{\partial z} \right) - \frac{2}{3} \frac{\partial}{\partial z} \left(\frac{\eta}{r} \frac{\partial (r u_1)}{\partial r} \right) \right]. \quad (25)$$

Inspection of these equations show that they contain as solutions meridional flow, something which we will formalize below.

KK found analytically the solutions at this order (i.e. equations 22 - 25) for the polytropic index $n = 3/2$. We discuss in considerable detail the solutions for an arbitrary polytropic index n in Appendix A. Here we would like only to stress some important points.

First, as KK demonstrated, there is a value of α below which there is a certain amount of backflow in the disc, that is, a stagnation radius exists, beyond which the radial velocity, near the disc midplane, is directed outwards.

Second, also as KK demonstrated, the disc height as a function of r , $h(r)$, depends on the mass accretion rate, which in the appropriate units turns out to be of order ϵ , $\dot{M} = \epsilon \dot{M}_1$, and the polytropic index n . The disc's height $h(r)$ can be derived in an asymptotically valid way only for radii significantly larger than r_* , where r_* is the *zero torque* position, i.e. the point at which the angular velocity (having the Keplerian value at lowest order) must pass a maximum on the way to matching it to some inner boundary value (the angular velocity of the surface of the accreting object, which is sub-Keplerian). The point, if treated carelessly, will produce pathologies like zero disc thickness, a zero density and divergent velocities. To find the structure near r_* , some boundary layer treatment, using singular perturbation methods like the ones employed by, for example, Bertout & Regev (1995) (see also references therein) or fully numerical approaches (see Popham & Narayan, 1995; and references therein), must be employed. Thus in this work, as well as in KK and RG, we are dealing with the disc only for radii sufficiently larger than r_* .

Third, these solutions do not allow for a detailed outer boundary condition (only an integral condition for the constancy of the total mass influx in the disc is employed). Thus, the KK solution and our generalization thereof (both steady and dynamical) are valid in regions of the disc that are not too close to its edges in the radial direction.

Finally, it is an interesting result that in the expression for the disc height for arbitrary polytropic index (see A5) the disc flares for $n > 3/2$, namely $h(r) \sim r^m$ with $m > 1$.

The form of $h(r)$ given in KK is recovered by substituting $n = 3/2$ into the general expressions (see A5) given in Appendix A and reads as follows,

$$h(r) = (2\Lambda)^{\frac{1}{6}} r^{\frac{11}{12}} (\sqrt{r} - \sqrt{r_*})^{\frac{1}{6}}, \quad \Lambda \equiv \frac{\dot{M}_1}{\alpha} \frac{\Gamma(4)}{\Gamma(5/2)} \cdot \frac{(5)^{\frac{3}{2}}}{3\pi^{3/2}(11/2)}. \quad (26)$$

The height of the disc at the fiducial radius $r = 1$ is denoted by h_1 and is

$$h_1 \equiv (2\Lambda)^{\frac{1}{6}} (1 - \sqrt{r_*})^{\frac{1}{6}}. \quad (27)$$

4 DYNAMICAL EVOLUTION

The expansion procedure outlined in the previous section for the steady state solutions is extended here to dynamical problems. In other words, we dynamically evolve all equations at successive orders of ϵ subject to the appropriate boundary conditions. Regarding the radial boundary conditions, we avoid the problems posed by them by considering only the portion of the disc with an inner radius r_{in} and an outer radius r_{max} , as in the steady-state case (see KK).

In the following, we discuss the vertical boundary conditions which we adopt. Let us say from the outset that the choices we make seem to us to be physically reasonable and, yet, allow for some analytical tractability. In steady-state, the disc lies between $z = \pm h(r)$, in which $h(r)$ is as given in the previous sections. In this work we thus consider the ‘surface’ of the disc to consist of the last fluid parcel which, in a steady disc, is at $z = h(r)$. Technically speaking, the surface of the dynamically evolving disc should be given by $h(r) + \mathcal{O}(\epsilon^2)$, where the correction term accounts for the evolving surface. However, to the order up to which equations are sought in this work, it suffices to enforce the boundary conditions at $z = h(r)$.³ In addition, the equatorial dynamical behaviour allows two kinds of dynamical considerations according to whether the disturbances in the disc are *sinuous* or *varicose*. Varicose modes have even symmetry about the $z = 0$ axis in all the quantities except the vertical velocity which has odd symmetry there. Sinuous modes have opposite symmetry of varicose modes.

Firstly, thus, in this work we consider only varicose modes (the steady state meridional flow has this symmetry as well). However, it should be noted that when mode couplings begin to play a role in the evolution of the system (which occur at orders of ϵ higher than that explored in this work), sinuous and varicose modes dynamically influence each other via the non-linear advection terms in the equation for the vertical velocity, that is, the $v\partial_z v$ term in (11) provides this cross-mode interaction.

Secondly, we allow the disc surface to flutter about freely in a Lagrangian sense. This, in turn, means that we require that the pressure on the moving surface vanish for all times. This, then, leads to the condition that the Lagrangian pressure fluctuation vanishes on this surface i.e.,

$$\left(\frac{\partial}{\partial t} + \epsilon u \frac{\partial}{\partial r} + v \frac{\partial}{\partial z} \right) P = 0, \quad \text{at } z = \pm h(r). \quad (28)$$

Given the polytropic relation (6), the above boundary condition may be simplified with the aid of the mass continuity equation (12), to

$$P \left(\epsilon \frac{\partial u}{\partial r} + \frac{\partial v}{\partial z} \right) = 0 \quad \text{at } z = \pm h(r). \quad (29)$$

The above is a restatement of the condition that there should be no thermodynamic work performed at the moving boundary.

Thirdly, we posit that the viscous stresses on the surface of the disc are zero. This means that the product of the viscosity coefficient and the velocities (or the velocity gradients) tend to zero on a boundary. Since this is a free surface and the viscosity prescription given tends to zero at zero density, we will impose the more restrictive free-surface condition,

$$\lim_{z \rightarrow h} \eta r \hat{\mathbf{n}} \cdot \nabla \Omega \rightarrow 0 \quad \text{and} \quad \eta \hat{\mathbf{n}} \cdot \nabla u \rightarrow 0, \quad (30)$$

where $\hat{\mathbf{n}}$ is the normal to the surface \mathbf{S} of the disc. In the event where the surface of the disc is approximately aligned with the normal to the vertical direction this condition becomes,

³ In other words, the $\mathcal{O}(\epsilon^2)$ correction term to the disc surface does not alter the resulting disc dynamics at the lowest order for which they are determined.

$$\lim_{z \rightarrow h} \eta r \frac{\partial \Omega}{\partial z} \rightarrow 0 \quad \text{and} \quad \lim_{z \rightarrow h} \eta \frac{\partial u}{\partial z} \rightarrow 0. \quad (31)$$

In other words, we allow the gradient of the u and $r\Omega$ velocities to diverge as one approaches the disc height h but the rate thereof should be slower than the rate at which η tends to zero. In the solutions that are developed for these modes (see below), we find that this condition is always satisfied and there are never diverging gradients of either u or Ω .

Lastly, we impose that the total vertically integrated mass flux through an annular section of the disc be fixed and steady. In turn this means that the vertically integrated mass flux through an annular disc section of *dynamically varying quantities* ought to be identically zero, i.e.

$$2\pi r \int_{-\infty}^{\infty} \rho u'_i dz = 0, \quad (32)$$

in which $u'_i(r, z, t)$ are the dynamically varying portions of the radial velocity at each order i of the ϵ expansion.

4.1 $\mathcal{O}(\epsilon^2)$ dynamical equations

With the solution expansions implemented into the equation set (9-12) we find at the lowest nontrivial order describing the dynamical evolution of the disturbances (denoted by the primed quantities) the following,

$$\partial_t u'_1 = 2\Omega_0 \Omega'_2 r + \frac{1}{\rho_0} \frac{\partial}{\partial z} \left(\eta \frac{\partial u'_1}{\partial z} \right), \quad (33)$$

$$\partial_t \Omega'_2 = -\frac{u'_1}{r^2} \frac{d(r^2 \Omega_0)}{dr} + \frac{1}{\rho_0} \frac{\partial}{\partial z} \left(\eta \frac{\partial \Omega'_2}{\partial z} \right), \quad (34)$$

$$\partial_t v'_2 = -n \frac{\partial c_{s2}^{\prime 2}}{\partial z} + \frac{4}{3} \frac{1}{\rho_0} \frac{\partial}{\partial z} \left(\eta \frac{\partial v'_2}{\partial z} \right) + \frac{1}{r} \frac{1}{\rho_0} \frac{\partial}{\partial r} \left(\eta r \frac{\partial u'_1}{\partial z} \right) - \frac{2}{3} \frac{1}{\rho_0} \frac{\partial}{\partial z} \left[\eta \left(\frac{1}{r} \frac{\partial (r u'_1)}{\partial r} \right) \right], \quad (35)$$

$$\partial_t \rho'_2 = -\frac{1}{r} \frac{\partial}{\partial r} (r \rho_0 u'_1) - \frac{\partial}{\partial z} (\rho_0 v'_2). \quad (36)$$

The polytropic equation state tells us that the relationship between the second order density and sound speed dynamical disturbances is

$$c_{s2}^{\prime 2} = c_{s0}^2 \frac{1}{n} \frac{\rho'_2}{\rho_0}. \quad (37)$$

This algebraic relation is necessary to complete the linear PDE set (33)-(36).

It is important to note that the above four equations support two sorts of modes, namely a pair comprising of purely vertical disturbances and a second pair containing disturbances in all the velocity components. The nature of these modes is detailed below. Such a classification is possible because equations (33-34) dynamically decouple from (35-36), i.e. the quantities u'_1 and Ω'_2 are not dynamically influenced by v'_2 and ρ'_2 , while the converse is not true. That is, disturbances in u'_1 and Ω'_2 will drive a dynamical response in v'_2 and ρ'_2 . This mathematical structure is reminiscent of the behaviour of the steady-state equations (see section 3.2 and KK).

To be more specific (33-34) and (35-36) may be combined to give two second order equations for u'_1 and v'_2 ,

$$\mathcal{P} u'_1 = 0, \quad (38)$$

$$\mathcal{L} v'_2 = [\partial_t \mathcal{F} + \mathcal{G}] u'_1, \quad (39)$$

in which the operators are,

$$\mathcal{P} \equiv \left(\partial_t - \frac{1}{\rho_0} \frac{\partial}{\partial z} \eta \frac{\partial}{\partial z} \right)^2 + \Omega_0^2, \quad (40)$$

$$\mathcal{L} \equiv \partial_t^2 - c_{s0}^2 \frac{\partial^2}{\partial z^2} - (n+1) \frac{\partial c_{s0}^2}{\partial z} \frac{\partial}{\partial z} - n \frac{\partial^2 c_{s0}^2}{\partial z^2} - \frac{4}{3} \frac{1}{\rho_0} \frac{\partial}{\partial z} \eta \frac{\partial}{\partial z} \partial_t, \quad (41)$$

$$\mathcal{F} \equiv -\frac{2}{3} \frac{1}{r \rho_0} \frac{\partial}{\partial z} \eta \frac{\partial}{\partial r} r + \frac{1}{r \rho_0} \frac{\partial}{\partial r} r \eta \frac{\partial}{\partial z}, \quad (42)$$

$$\mathcal{G} \equiv \frac{\partial}{\partial z} \frac{c_{s0}^2}{r \rho_0} \frac{\partial}{\partial r} \rho_0 r. \quad (43)$$

The zero Lagrangian pressure condition gives, at this order,

$$P_0 \left(\frac{\partial u'_1}{\partial r} + \frac{\partial v'_2}{\partial z} \right) = 0, \quad \text{at } z = h(r), \quad (44)$$

which, we must reiterate, is at the unperturbed disc boundary. Also, the stress conditions are

$$\eta r \frac{\partial \Omega'_2}{\partial z} = 0 \quad \text{and} \quad \eta \frac{\partial u'_1}{\partial z} = 0, \quad \text{at } z = h(r). \quad (45)$$

Finally, the integrated mass flux condition is equivalent to requiring

$$2\pi r \int_{-h}^h \rho_0 u'_1 dz = 0. \quad (46)$$

We turn now to the presentation of analytic solutions of the system (38-39). We shall first discuss, in section 4.2, the case $u'_1 = 0$ (and thus also $\Omega'_2 = 0$), i.e. solving only the homogeneous part of (39). The solutions of this equation constitute the above mentioned first pair of modes (purely vertical disturbances) and we shall refer to them as *vertical acoustics*. The solutions to the full set (38-39) in the general case will be discussed in section 4.3. This pair of modes will be referred to as *driven general acoustics*. The transient growth behaviour found in our solutions will be detailed in section 4.4. A full exposition of the calculations leading to the solutions quoted and discussed in sections 4.2-4.4 is presented in in Appendices B1-B2. In the next three subsections only the salient features will be given.

4.2 Results: (i) Vertical acoustics

The general solution to the inhomogeneous equation (39) can be written, in the form

$$v'_2 = v'_h + v'_p \quad (47)$$

where the index h stands for a solution of the homogenous equation and the index p stands for particular solution of the inhomogenous equation. As we have remarked earlier, the interesting property of the equations, which is a result of the disc being geometrically thin, is that the velocity and density fluctuations do not induce neither radial nor azimuthal motions at these lowest orders. This implies that homogeneous solutions of (39), (i.e. with the equation's RHS set to zero, because $u'_1 = \Omega'_2 = 0$ say, see above) are perfectly acceptable.

These solutions have the form (see Appendix B1)

$$v'_h = \hat{v}'_h(z, r) \exp(\tilde{\sigma}T) + \text{c.c.} \quad \text{with} \quad T \equiv \frac{t}{r^{3/2}}, \quad (48)$$

where the spatial eigenfunctions \hat{v}'_h are composed of the associated Legendre functions. This form of v'_h already indicates that these solutions are inseparable in r and t . The temporal eigenvalues, which appear in complex conjugate pairs, are functions of α , the polytropic index n and the acoustic overtone (labelled by the integer index k , say). Thus the eigenvalues of the vertical acoustic modes should actually be written as $\tilde{\sigma}_k(\alpha, n)$. For instance, the eigenfrequency of the fundamental (i.e., $k = 0$) mode, is given by

$$\tilde{\sigma}_{k=0}(\alpha, n) \equiv \tilde{\sigma}_F = -\frac{4}{9}\alpha \pm i \left| \left(\frac{16}{81}\alpha^2 - \frac{2n+1}{n} \right) \right|^{1/2}, \quad 0 < \alpha < 1 \quad ; \quad n > 1. \quad (49)$$

This shows that the fundamental mode comprises of decaying oscillations and all overtones show such a decay as well (see Appendix B1). In Figure 1 we display the spatial structure of the eigenfunctions \hat{v}'_h and their vertical gradient $\partial \hat{v}'_h / \partial z$ for the first three mode indices and for three polytropic indices. The structure of the eigenfunction is found not to be very sensitive to the polytropic index.

4.3 Results: (ii) Driven general acoustics

We turn now to the general solution to (38-39) by first focusing on (38). This equation admits an infinite set of eigenmode solutions in a way similar in character to the homogeneous solutions discussed in the last section. The general derivation and structure of these eigenmodes is detailed in Appendix B2. For the sake of clarity, the discussion in the main text here shall focus mainly upon the dynamics associated with the fundamental mode of the operator \mathcal{P} and we shall restrict our attention to the case $n = 3/2$.

The solution to the dynamical radial velocity profile in an $n = 3/2$ polytrope is given by,

$$u'_1 = \hat{u}'(z, r) e^{\sigma T + \varphi} + \text{c.c.}, \quad \text{with} \quad T = \frac{t}{r^{3/2}} \quad (50)$$

in which the spatial eigenfunction $\hat{u}'(z, r)$ has the particularly simple structure

$$\hat{u}' = A(r) \left(\frac{z^2}{h^2} - \frac{1}{6} \right). \quad (51)$$

$A(r)$ is an amplitude whose radial functional form is technically arbitrary and would be set by the initial disturbance condition. An arbitrary phase factor of φ is also introduced. The eigenvalues, denoted in this case by σ , come in complex conjugate pairs given by

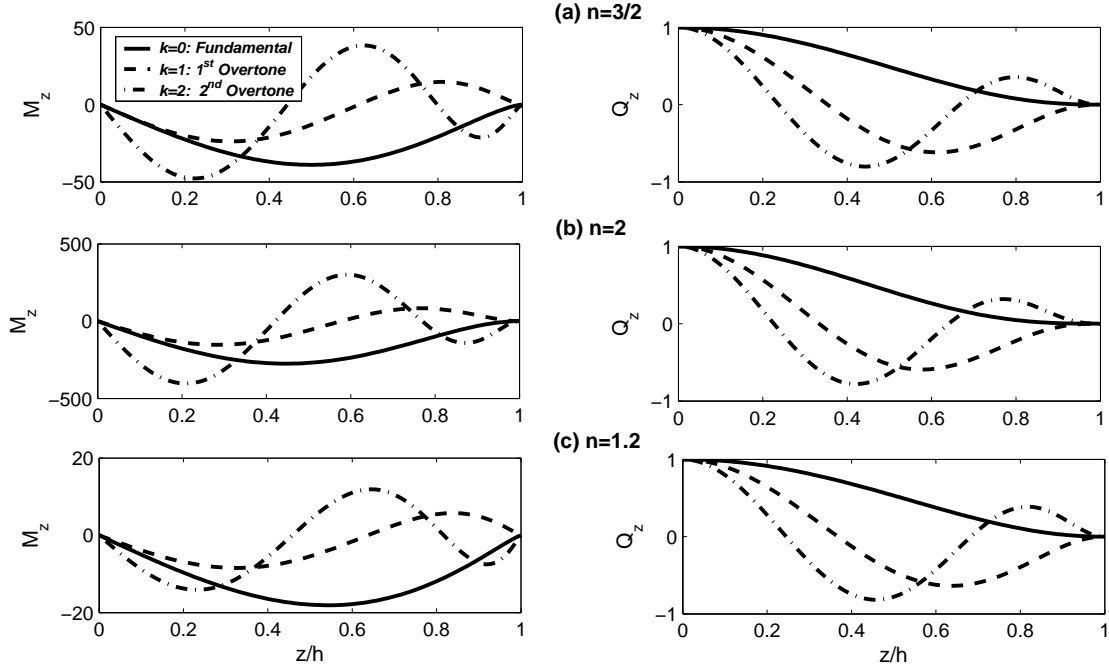


Figure 1. Structure functions for the homogeneous acoustic modes for a few values of the polytropic index and overtone number for values of $\alpha = 0.1$. Plotted are the vertical mass flux $M_z = \rho_0 \hat{v}'_h$ and $Q_z = P_0 \partial \hat{v}'_h / \partial z$. All Q_z are scaled to their values at $z = 0$.

$$\sigma = \pm i - \frac{2}{5}\alpha. \quad (52)$$

Without loss of generality we need only consider the ‘+’ solution since the phase factor φ takes care of the ‘-’ solution. The temporal behaviour of these modes is again one of decaying oscillations, but with frequencies given by the local rotation rate of the disc. Note that according to the prescription for h given in (26), for values of r larger enough than the zero-torque radius r_* , the functional dependence of the disc height with respect to r is well approximated by,

$$h(r) \sim h_1 r, \quad \frac{dh}{dr} \sim h_1,$$

where h_1 is determined by the mass flux rate and the value of α according to (27) or, for more general values of n , by (A4) and (A6). Since h_1 simply adds a multiplicative factor to all the dynamical quantities, it plays no role in the quality of the ensuing evolution and, as such, we set $h_1 = 1$ without any loss of general flavour.

With this solution for u'_1 we may find a particular solution to the vertical velocity, v'_p by solving (39) directly. The details of this procedure are presented in Appendix B2 but we highlight the major steps here.

We posit the following form for v'_p and ρ'_p ,

$$v'_p = \hat{v}_p(\zeta, r) e^{\sigma T} + \hat{V}_p(\zeta, r) (T e^{\sigma T}) + \text{c.c.}, \quad (53)$$

$$\rho'_p = \hat{\rho}_p(\zeta, r) e^{\sigma T} + \hat{R}_p(\zeta, r) (T e^{\sigma T}) + \text{c.c.}, \quad (54)$$

where $\zeta \equiv z/h(r)$. Recall that we solve only for the fundamental mode of the system (again see Appendix B2) and that there is obviously a dependence on α . It is important to notice explicit appearance of a multiplicative T term in the above expression. This temporal functional dependence is necessary in order to balance terms arising on the RHS of (39). In general, the form of these lowest order structure eigenfunctions is

$$\begin{pmatrix} \hat{v}_p \\ \hat{V}_p \end{pmatrix} = \begin{pmatrix} a_1 \\ b_1 \end{pmatrix} \zeta + \begin{pmatrix} a_3 \\ b_3 \end{pmatrix} \zeta^3, \quad (55)$$

namely, it is polynomial in ζ of the third degree with only odd powers in ζ . The four coefficients are functions of r and α , i.e. $a_i = a_i(r, \alpha)$ and $b_i = b_i(r, \alpha)$ for $i = 1, 3$.

The solution to the density perturbation, ρ'_p is straightforwardly obtained using (51), (53) along with ρ_0 defined by (19) and then integrating (36) with respect to time. This gives

$$\begin{pmatrix} \hat{\rho}_p \\ \hat{R}_p \end{pmatrix} = (1 - \zeta^2)^{\frac{1}{2}} \left[\begin{pmatrix} c_0 \\ d_0 \end{pmatrix} + \begin{pmatrix} c_2 \\ d_2 \end{pmatrix} \zeta^2 + \begin{pmatrix} c_4 \\ d_4 \end{pmatrix} \zeta^4 \right], \quad (56)$$

where, again, the coefficients are functions of r and α , that is, $c_i = c_i(r, \alpha)$ and $d_i = d_i(r, \alpha)$ for $i = 0, 2, 4$.

The polynomials appearing in the square brackets of the expressions for $\hat{\rho}_p$ and \hat{R}_p have only even powers of ζ . The detailed forms of the coefficients depend on the form of the generalized initial perturbation radial structure $A(r)$ as well as on n . We avoid presenting them here because they are very long and cumbersome; and the details of the coefficients have no effect on the resulting TG since they describe only a particular type of disturbance. For the sake of simplicity all of the analytic results which will be presented below assume $A = e^{i\pi/4}$ (that is, one particular form of the initial conditions of the radial disturbance) and $n = 3/2$.

4.4 Results: (iii) Transient growth

As is evident by inspection of (53), v'_p and ρ'_p exhibit TG. To be able to present it more clearly we consider the integral quantities

$$\mathcal{E}_a(r, t; \alpha) \equiv h(r) \int_{-1}^1 \left(\frac{1}{2} \rho_0 v_p'^2 + \frac{1}{2} \frac{c_{s0}^2 \rho_p'^2}{\rho_0} \right) d\zeta, \quad E_a(t; \alpha) \equiv \int_{r_{\min}}^{r_{\max}} \mathcal{E}_a \, 2\pi r \, dr. \quad (57)$$

The dynamical quantity $\mathcal{E}_a(r, t; \alpha)$ is to be interpreted as the acoustic energy (per unit area of the disc) consisting of the kinetic energy in the vertical velocity disturbances and the compression energy due to the density disturbances (see Section 5). The contribution of the (purely oscillatory) velocity components, resulting from the homogeneous part the disturbance equations, are left out when forming this energy integral. As \mathcal{E}_a is a function of radial position r , one may form the quantity $E_a(t; \alpha)$, i.e., the *total disturbance acoustic energy* (in this sense) of the disc, by integrating over the radial range in which these disturbances were assumed to exist, that is, between the inner and outer bounds r_{\min} (significantly above the inner zero-torque radius) and r_{\max} (significantly below the outer disc edge).

In general, both \mathcal{E}_a and E_a are functions of the α parameter as well as the structure of the radial velocity perturbation $A(r)$ (see equation 51). As we have assumed (see Section 4.3) $A(r)$ is taken here to be constant with respect to r , making the integrals defined in (57) analytically tractable. None the less the expressions, which have been verified with the aid of Mathematica 5.0, are very long and are not displayed here. Only their essential features, in particular their dependence upon α and r_{\max} , are addressed here.

With $A = e^{i\pi/4}$ we find that \mathcal{E}_a has the functional form

$$\mathcal{E}_a(r, t; \alpha) = \frac{e^{-\alpha 2T}}{r^{3/2}} \Upsilon(T, \cos 2T, \sin 2T; \alpha), \quad (58)$$

where Υ is a well-defined analytical albeit complicated function of its arguments. Thus, \mathcal{E}_a depends on time only through the variable $T = t/r^{3/2}$, which is the time measured in units of the local disc rotation period, at r , divided by 2π . Different values of r merely change the overall amplitude of the response as governed by the coefficient multiplying the function Υ . Otherwise, the evolution of \mathcal{E}_a in the disc is self similar and is always decaying at long times T . Because of this we display below the evolution of \mathcal{E}_a for different values of α at $r = 1$ only.

Inspection of Figure 2, which plots against T the value of $\mathcal{E}_a(T)/\mathcal{E}_a(0)$ for a range of α values, uncovers a very important property of TG. As α decreases the TG magnitude becomes more prominent (for example, it is up to ~ 3 orders of magnitude for $\alpha = 0.0025$) and the maximum occurs at correspondingly later times. The time corresponding to the maximum amplitude T_{\max} is roughly $\sim 5/(8\alpha)$ in this⁴ case. The rise in energy is modulated by oscillations which arise from the fact that there are correlations between pairs of variables which contribute to the TG of $\mathcal{E}_a(T)$ (see Section 5). These variables oscillate in a frequency defined by the imaginary part of the eigenvalue (52) and since products of pairs of variables terms depending on $2T$ appear, so that the period is half the orbital period at the given radius.

In Figure 3 we plot the behavior of E_a for assorted values of α and r_{\max} . In all the cases displayed we have assumed that the inner radius, r_{\min} , is 0.05. For given r_{\max} , smaller values of α correspond to more dramatic instances of TG. The peak magnitudes are proportional to the inverse of α as is also the time when the peak occurs - a trend which is similar to that observed in the quantity \mathcal{E}_a . It is very important to keep in mind that $A(r)$ affects the spatial details but not the global time behaviour. Finally, we point out that the occurrence of the peak energy amplitude is delayed for larger values of r_{\max} , at given values of α , although the value of the energy at the peak time remains roughly the same.

To get a sense for the expected qualitative *spatio-temporal* behavior of such transiently growing solutions we have computed the results for a case in which $A(r)$ is not constant (and thus the possibility to evaluate the relevant integrals analytically can not be expected in general). Assume that the initial radial velocity amplitude has a Gaussian form centered around some fixed radius,

$$A(r) = e^{i\pi/4} e^{-\frac{(r-r_0)^2}{\Delta_f}}. \quad (59)$$

⁴ For the k -th overtone, T_{\max} will be smaller by a factor of $1/k^2$, see (B12)

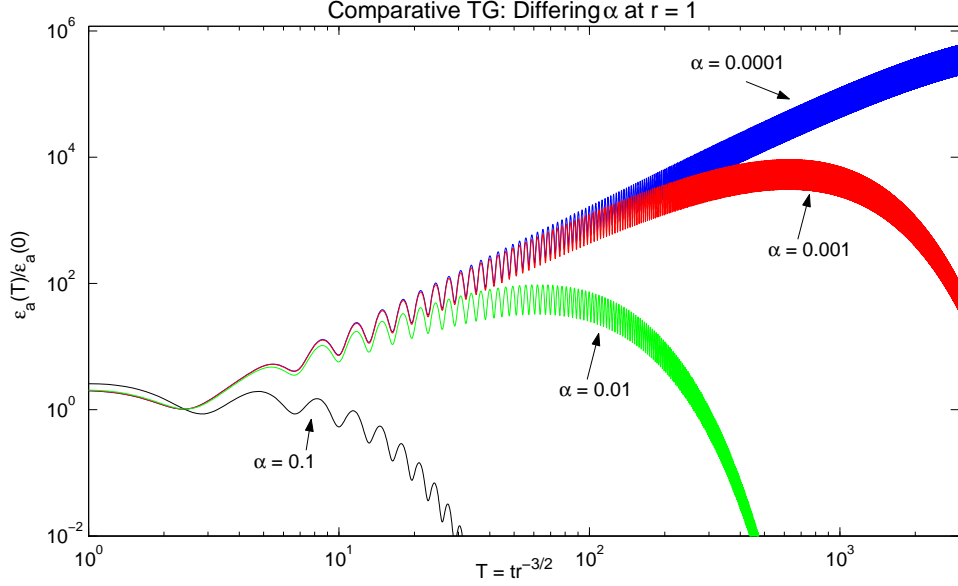


Figure 2. The transient growth in the quantity \mathcal{E}_a for the fundamental mode at $r = 1$, $n = 3/2$ and where $A(r) = e^{i\pi/4}$, $dA/dr = 0$. The four curves correspond to $\alpha = 0.1, 0.01, 0.001, 0.0001$ and are presented on a log-log plot. All curves are \mathcal{E}_a scaled to its corresponding value at $T = 0$. The general rise time is proportional to the inverse of α as well as the maximum amplitude achieved. \mathcal{E}_a is also characterized by oscillations with period π that sit atop the general transient trend.

In our particular case we take the full width at half maximum given by $\Delta_f = 2.5$ and the initial center of the disturbance $r_0 = 3$. Other parameters are $n = 3/2$ and $\alpha = 0.0025$. As pointed out above, with this form for A we lose the ability to find an analytic solution and consequently resort to numerical evaluation. In Figure 4 we show, in a contour plot in the disc meridional plane, the kinetic energy (per unit volume) contained in the vertical velocity disturbance v_p , that is, $\rho_0 v_p^2/2$. The transient growth and decay of the disturbance is shown in the time sequence of figures displaying the spatial structure of the disturbance. We also depict how the disc surface moves in response to the imposed perturbation by solving the equation of motion for the boundary at this order. In the Figure time is quoted in terms of rotation times of the disc as measured at the radius $r = 1$. The two dramatic things to note is that, (a) there maximal rise in the disturbance energy is of almost three orders of magnitude and (b) the physical amplitude of fluctuations in the disc becomes quite large. Associated with the last effect is the emergence, as time moves on (by $t \sim 100$), of highly crenellated patterns on the disc surface. This crenellation is a result of the epicyclic frequencies causing the amplitude profile to wind-up on itself. Eventually, the winding is so strong that viscous effects take over and wipe the perturbations away by a few thousand rotation times.

4.5 The $\alpha \rightarrow 0$ limit: Algebraic growth

The limit of zero viscosity, i.e. $\alpha \rightarrow 0$, results in algebraic growth. We find that for $n = 3/2$, an arbitrary initial amplitude $A(r)$ and the unapproximated disc height $h(r)$, the vertical velocity fluctuation v'_p simplifies to

$$\begin{aligned} \lim_{\alpha \rightarrow 0} v'_p &= e^{i\tau} \frac{Ah}{r} \left(\frac{6}{7} \frac{r}{h} \frac{dh}{dr} - \frac{1711}{1470} + \frac{5}{21} \frac{r}{A} \frac{dA}{dr} - T \frac{5\alpha}{14} \right) \zeta \\ &+ e^{i\tau} \frac{Ah}{r} \left(\frac{8}{21} \frac{r}{h} \frac{dh}{dr} + \frac{110}{147} - \frac{4}{21} \frac{r}{A} \frac{dA}{dr} + T \frac{2\alpha}{7} \right) \zeta^3 \end{aligned} \quad (60)$$

The density follows in similar suit. Notice that though the viscous effects vanish, the oscillation frequency associated with the local epicyclic vibrations remain. This solution appears as algebraically growing oscillations. This result is consistent with the more general (than that with the polytropic assumption) analysis made for discs with the fluctuations being adiabatic (Umurhan & Shaviv, 2005).

It is also important to note that the limiting process of $\alpha \rightarrow 0$ is one that cannot be taken without caution and care. This is because this is a singular limit - substituting simply $\alpha = 0$ gives rise to a singularity in the expression for the steady state height $h(r)$. Inspection of the solution to $h(r)$ as appearing in (A5) shows that h diverges as $\alpha \rightarrow 0$. However, one could formally take this limit holding the ratio \dot{M}/α fixed (cf. A5 and the definition of Λ in A4), namely

$$0 < \lim_{\alpha \rightarrow 0} \frac{\dot{M}}{\alpha} < \infty, \quad (61)$$

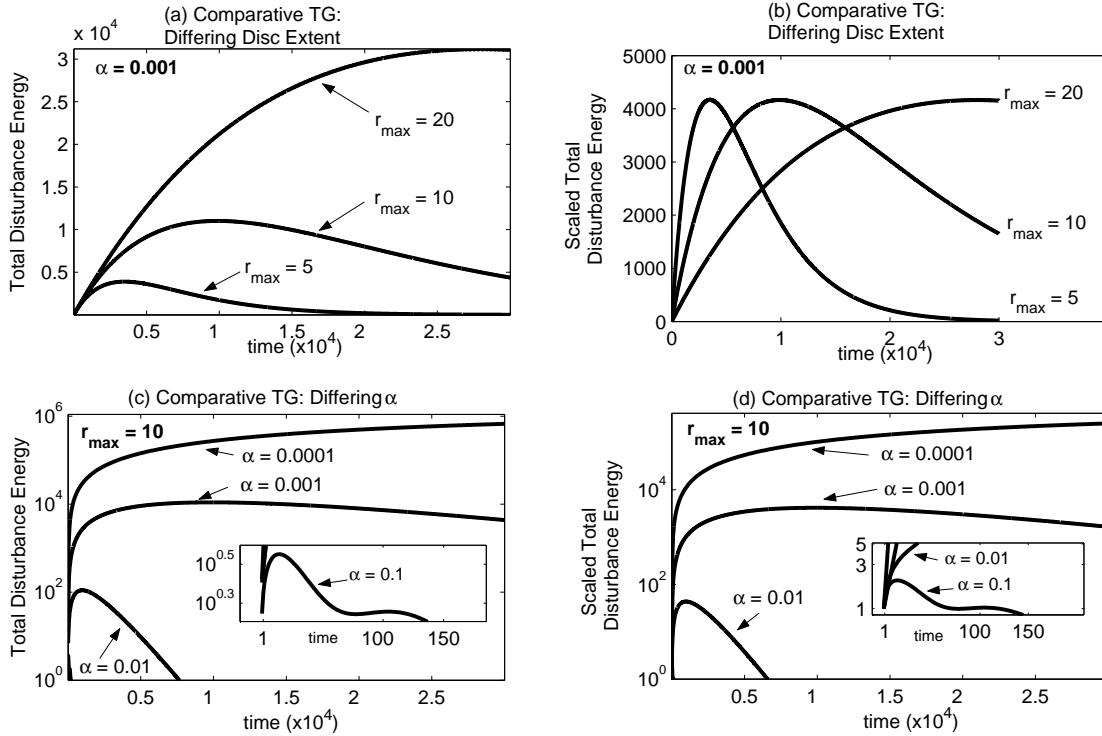


Figure 3. Comparative TG behavior of the ‘total disturbance energy’ (E_a) and ‘scaled disturbance energy’ ($E_a^{(s)} \equiv E_a(t)/E_a(0)$). In all plots $n = 3/2$, $r_{min} = 0.05$ and $A(r) = e^{i\pi/4}$. Panel (a) depicts E_a for different values of r_{max} with $\alpha = 0.001$. Larger values of r_{max} simply correspond to longer lived phenomena before decay ultimately sets in at larger values of the disc radius meaning that the total energies are larger. In panel (b) $E_a^{(s)}$ is shown. $E_a^{(s)}$ achieves the same overall maximum amplitude before decay. Similarly panels (c) and (d) depict E_a and $E_a^{(s)}$ for $\alpha = 0.1, 0.01, 0.001, 0.0001$ at $r_{max} = 10$. The trend for the E_a to grow with decreasing α is evident. In (d) we see that this growth, in terms of scaled energies, can be dramatic - by nearly three orders of magnitude.

Figure 4. Transient growth in the disturbance kinetic energy density in a disc where $n = 3/2$, $\alpha = 0.0025$ and $A(r) = e^{i\pi/4} e^{\frac{(r-r_0)^2}{\Delta_f}}$, with, in this example, $r_0 = 3$ and the full width-half-maximum $\Delta_f = 2.5$. Time is quoted in terms of disc rotation times at the radius $r = 1$ so that $T = t$. The magnitude of the disturbance energy density is indicated by the various colours (whose meaning is indicated on the right of each panel) on a cut through the disc’s meridional plane. A significant TG in the energy is observed (almost three orders of magnitude). Strong crenellation patterns appear in the fluctuating boundary of the disc before ultimate viscous decay takes over and wipes the pattern out.

because the vanishing of the viscosity coefficient gives rise to a vanishing mass transfer rate.

5 SUMMARY AND DISCUSSION

This paper is a contribution to the ongoing investigation of the purely hydrodynamic response of accretion discs to small perturbations. Almost all of the recent studies, in which the phenomenon of transient growth has been found, were based on local (using the ‘shearing box’ approximation) analysis (see references cited in Section 1). While linear studies of this sort can be usually done analytically, pursuing the perturbation development into the non-linear regime calls for a fully numerical treatment. It appears that the existing numerical studies have not, as yet, achieved sufficient spatial resolution (or were not fully three-dimensional) to be able to definitely determine what is the ultimate dynamical fate of the transiently grown (sometimes by several orders of magnitude) disturbances (see, Yecko, 2004; Umurhan & Regev, 2004; Ashfordi *et al.*, 2005; Mukhopadhyay *et al.*, 2005).

In an endeavor to investigate disturbances which are not limited to the shearing box (on which, typically, periodic boundary conditions are imposed), but still be able to treat the problem analytically or semi-analytically, we have resorted to asymptotic methods. Adopting such a method, previously applied (in R and KK) to steady thin (i.e. $\epsilon \ll 1$) axisymmetric viscous discs and extending it to include time-dependence, we are able to show that transiently growing disturbances naturally

emerge on the global scale as well. Moreover, we have found analytical expressions that help in understanding the underlying physics giving rise to the transient growth (see below). In achieving this goal a number of simplifying assumptions have been made. The unperturbed disc and the disturbances were assumed to be polytropic and axisymmetric and they were treated in a ring whose inner (outer) limit was significantly distant from the inner (outer) physical disc boundary. In addition, we chose to use the simplest initial conditions so as to excite the most fundamental modes, which we could readily analyze. As pointed out before these assumptions have largely been made to allow for analytical treatment in the framework of which we have derived a set of dynamic equations for successive orders of ϵ . We stopped at the ϵ^2 order, but the expansion can be carried out to higher order terms. The asymptotic expansion so defined brings out the salient features which are dictated by a geometrically thin cylindrical structure. Indeed, we were able to identify two kinds of modes and obtained the analytical structure of some simple initial disturbances. To $\mathcal{O}(\epsilon^2)$ we have determined an analytical solution to the dynamic problem and discovered that this set of equations manifests strong TG, irrespective of the polytropic index n . As we have noted, the severity of the TG is inversely proportional to α so that as the viscosity gets small, the TG becomes more dramatic. It seems then that TG is an intrinsic property of global axisymmetric disturbances of polytropic discs and, given the results of previous works done in the local ‘shearing box’ approximation as well as the two-dimensional (in the disc plane) global case (Ioannaou & Kakouris, 2002), we may reasonably expect it to be a property of all accretion discs.

In spite of the simplifying assumptions we have implemented, and whose relaxation *must* be addressed in the future (see below), it is important to remark that the asymptotic expansion is not equivalent to the customary (in linear stability analysis) linearization procedure of infinitesimal perturbations imposed on a global steady state. Although, to the orders to which solutions have been determined the governing equations are linear, this procedure is intrinsically a finite-amplitude expansion (see Umurhan & Shaviv, 2005). Indeed, technically speaking, at each ϵ^n order, the equations are linear with inhomogeneous terms that result from the ϵ^{n-1} order. Yet the aggregate solution, and the region of its validity, put it in the finite-amplitude realm.

We turn now to the investigation of the physical sources for the TG that we have found in what we have called ‘general driven acoustic modes’. To this end we consider the following energy density function

$$\varepsilon_a(r, z, t) \equiv \frac{1}{2}\rho_0 v_2'^2 + \frac{1}{2}\frac{c_{s0}^2}{\rho_0}\rho_2'^2. \quad (62)$$

The first term in this expression represents the kinetic energy contained in the time dependent part of vertical motion while the second term represents a sort of thermal energy in the form of an acoustic disturbance (Rayleigh, 1877). We have already considered integrals of a similar function, but only for the particular solution v_p' (see Section 4.4). Here we shall be interested in the temporal behaviour of the volume integral of ε_a over the entire domain of interest $r_{\text{in}} \leq r \leq r_{\text{out}}$; $|z| \leq h$.

Using equations (35-36) to substitute for the relevant time-derivatives and converting the resulting integrals to surface integrals whenever possible in the usual way, we get

$$\frac{d}{dt} \int_{\mathbf{V}} \varepsilon_a dV = - \int_{\mathbf{S}} (\rho_2' v_2' c_{s0}^2) dS + \frac{4}{3} \int_{\mathbf{S}} \left(\eta v_2' \frac{\partial v_2'}{\partial z} \right) dS - \frac{4}{3} \int_{\mathbf{V}} \eta \left(\frac{\partial v_2'}{\partial z} \right)^2 dS + T_E, \quad (63)$$

where T_E represents volume integrals over the terms that are responsible for transient energy growth and its explicit form is

$$T_E = \int_{\mathbf{V}} \left\{ \frac{v_2'}{r} \frac{\partial}{\partial r} \left(\eta r \frac{\partial u_1'}{\partial z} \right) - \frac{2}{3} v_2' \frac{\partial}{\partial z} \left[\frac{\eta}{r} \frac{\partial (r u_2')}{\partial r} \right] - \frac{\rho_2' c_{s0}^2}{\rho_0} \frac{\partial (r \rho_0 u_1')}{\partial r} \right\} dV. \quad (64)$$

The first term on the RHS of (63) represents the mechanical work done on the disc by the bounding surface S . But, given that (a) the pressure of the moving boundary is zero and (b) the quantities in the integrand are odd functions of z , this surface integral vanishes. The second term represents the work performed on the surface by the viscous stresses associated with gradients of the vertical velocities. In a similar fashion the surface integral of this term also vanishes. Its general nature is not immediately obvious, but given the solutions we have obtained in this paper we always find that it vanishes, mainly because of the fact that η tends to zero (when approaching the disc surface) sufficiently fast. The third term is the volume integrated loss of energy due to viscous dissipation, i.e. the *viscous losses*. Since the integrand here is positive definite, this term is always a sink of energy and is the ultimate cause of decay in all the perturbations. Thus we concisely and transparently write the last relation as,

$$\frac{d}{dt} \int_{\mathbf{V}} \varepsilon_a dV = T_E - [\text{viscous losses}].$$

Consider now the structure of the expression for T_E in more detail. The first two terms in (64) are explicitly viscosity dependent, while the third is not, although it may depend on α implicitly, via the α dependence of the disturbances. The first two terms consist of the cross-correlations between the vertical and horizontal viscous shear disturbances on one hand and the vertical velocity disturbance on the other hand. Regarding the third term, we notice that it follows from (37) that $\rho_2' c_{s0}^2 / \rho_0$ is proportional to the dynamical disturbance of the sound speed, i.e., c_{s2}^2' (or, equivalently, of the temperature), so that the expression in the integrand may be rewritten as

$$c_{s2}^2 \frac{1}{r} \frac{\partial(r\rho_0 u_1')}{\partial r}.$$

The volume integral of this expression thus depends on the correlation between the dynamical fluctuations in the radial mass flux and its radial derivative with the disturbances in the sound speed. Although we have chosen only disturbances which do not contribute at all to the total horizontal mass transfer rate (see the condition expressed in equation 46), the correlation integral consisting of the third term obviously need not vanish. In other words, the integral condition (46) on the radial velocity dynamical disturbance in the radial velocity does not imply that the contribution to the work done on the fluid, as given in the third term, is zero.

To assess the relative contribution of the first two viscous terms to above discussed third correlation integral, we calculated the relevant ratio and found that for the three values of α displayed in Figure 2, this ratio decreases monotonously with α . For example, for $\alpha = 0.001$, it is less than 0.1% for all $T > 0$. Thus, for $\alpha \rightarrow 0$ the TG is totally dominated by the correlations embodied in the third term. This means that the algebraic growth found in the inviscid limit by Umurhan & Shaviv (2005) must be driven by this term.

We conclude with some remarks on possible improvements to the asymptotic analysis of the sort done here and prospects for the future. Asymptotic expansions, when viable, are often very robust and provide a good approximation to the solution when truncation to only few leading terms is done. Obviously, when a term in the series becomes *very* large it may ‘break its order’, that is, become of the order of a previous term and as such make the expansion invalid in this region. In our expansions successive terms ratios are of $\mathcal{O}(\epsilon^2)$, and thus the procedure’s validity should not severely be limited even up to a growth factor of ~ 100 or so (in the velocity or density perturbations). Still, the procedure, when carried to higher order, introduces corrections which are technically non-linear. Careful consideration must be undertaken in order to handle the response at these higher orders. This may entail treating the disturbance amplitudes for the lower order solutions (like $A(r)$ in u_1') as *weakly non-linear* governed by a second ‘slow’ time (e.g. the amplitude is instead written as $A = A(r, \tau)$ where $\tau = \epsilon^2 t$) in a manner analogous to the treatment of non-linear thick polytropes (for example Balmforth & Spiegel, 1996).

The approach used here may be generalized in a number of additional directions. Allowing for non-axisymmetric perturbations, including the disc inner and outer boundary in some kind of boundary layer analysis and relaxing the polytropic assumption seem to be the most obvious generalizations. In such future studies the implications of the presence of backflows in the steady state should be examined as well. In any case, we have found the presence of TG in the simplest cases. It is difficult to imagine that it will be suppressed in the more general conditions although the effect of radiative energy losses on TG must be carefully examined.

The question concerning the ultimate fate of the transiently grown perturbations and their ability to induce a sustained turbulent state in the disc remains open. In this context it is worthwhile to notice that since the TG decay times are of the order of hundreds of rotation periods, it is conceivable that accretion discs, which are usually not isolated systems, may experience recurrent external perturbations on such time scales and in this way the dynamical activity may be sustained.

Extensive numerical calculations of as realistic as possible accretion discs are however needed to decide if TG *per se* may lead, through non-linear processes, to sustained turbulence. Such extremely high-resolution global three-dimensional calculations seem, however, to still be above the ability of the present computer power and it may be advantageous to also exploit sophisticated non-linear asymptotic methods to complement and guide them.

REFERENCES

- Abramowitz M. & Stegun I. 1972, Handbook of Mathematical Functions. Dover, New York
 Afshordi, N., Mukhopadhyay, B. & Narayan, R. 2004, preprint [arXiv:astro-ph0412194]
 Balbus, S.A. & Hawley, J.F. 1991, ApJ, 376, 214
 Balbus, S. A., Hawley, J. F. & Stone, J. M. 1996 ApJ, 467, 76
 Balbus, S. A. 2003, ARA&A, 41, 555-597
 Balmforth, N.J. & Spiegel, E.A., 1996, Physica D, 97, 1
 Barranco, J. & Marcus, P.S. 2005 ApJ In Press [arXiv:astro-ph0501267]
 Chagelishvili, G. D., Zahn, J.-P., Tevzadze, A. G. & Lominadze, J. G. 2003, A&A 402, 401-407
 Dubrulle B., Marie L. , Normand Ch., Richard D. , Hersant F.& Zahn J.-P. 2004, Accepted A& A [arXiv:astro-ph0410224]
 Frank J., King A.R. & Raine D.J. 2002, Accretion Power in Astrophysics. Cambridge Univ. Press, Cambridge
 Fromang S., Terquem C. & Balbus S.A., 2002, MNRAS, 329, 18
 Grossmann, S. 2000 Rev. Mod. Physics, 72, 603
 Hanifi A., Schmid P.J. & Henningson, D.S. 1996, Phys. Fluids, 8, 826
 Hoshi, R. 1977, Progr. Theor. Phys. , 58, 1191
 Ioannou, P.J. & Kakouris, A. 2001, ApJ, 550, 931
 Kluźniak W. & Kita, D. 2000, Three-dimensional structure of an alpha accretion disc, astro-ph/0006266
 Lin D.N.C. & Papaloizou J.C.B. 1976, ARA&A, 34, 703
 Lynden-Bell D. & Pringle J.E. 1974, MNRAS, 168, 603
 Menou K, 2000, Science, 288(5473), 2022
 Molemaker, J.J., McWilliams, J.C. & Yavnew, I. 2001, Phy. Rev. Letters 86, 5273

- Monin A.S. & Yaglom A.M. 1971, *Statistical Fluid Mechanics*. MIT Press, Cambridge MA
Morse, P.M. & Feshbach, H. 1953, *Methods of Theoretical Physics*. McGraw-Hill, New York
Mukhopadhyay, B., Afshordi, N. & Narayan, R. 2004, preprint [arXiv:astro-ph/0412193]
Pringle, J.E., 1981, *ARA&A*, 19, 137
Rayleigh, J.W.S., 1877, *The Theory of Sound*, Dover Publications, NY (reissued 1976)
Regev, O. 1983, *A&A*, 126, 146-151
Regev, O. & Bertout, C. 1995, *MNRAS*, 272, 71-79
Regev, O. & Gitelman, L. 2002, *A&A*, 396, 623-628
Rudiger, G., R. Arlt, & Shalybkov, D. 2002, *A&A*, 391, 781-787
Sano T., Miyama S.M., Umebayashi T. & Nakano T. 2000, *ApJ*, 543, 486
Schmid, P.J. & Henningson, D.S. 2001, *Stability and transition in shear flows*, Springer, New York.
Shakura N.I. & Sunyaev R.A., 1973, *A&A*, 24, 337
Shalybkov D. & Rudiger G., 2005, Submitted *A&A*
Tassoul, J., 2000, *Stellar rotation*, Cambridge University Press, Cambridge.
Tevzadze, A. G., Chagelishvili, G. D., Zahn, J.-P., Chanishvili, R. G. & Lominadze, J. G. 2003, *A&A*, 407, 779-786
Umurhan, O.M. & Regev, O. 2004, *A&A*, 427, 855-872
Umurhan, O.M. & Shaviv, G. 2005, *A&A*, In Press
Yavneh, I., McWilliams J.C. & Molemaker, M.J. 2001, *J. Fluid Mech.*, 448, 1
Yecko, P.A. 2004, *A&A*, 425, 385-393

APPENDIX A: DISC FLOW SOLUTIONS FOR ARBITRARY POLYTROPIC INDEX

We present here, for the sake of completeness, the steady-state solution, which can be found in KK only for a particular value of the polytropic index.

A1 Radial velocity solution and the disc height as function of r

One begins by combining (22-23) into a single equation for u_1 . After a little manipulation and upon using (20) we find:

$$\Omega_0^2 \left\{ \alpha^2 \left[\frac{(h^2 - z^2)}{2(n+1)} \frac{\partial^2}{\partial z^2} - z \frac{\partial}{\partial z} \right]^2 + 1 \right\} u_1 = - \frac{2\Omega_0}{r^2 \rho_0} \frac{\partial}{\partial r} \left(\eta r^3 \frac{\partial \Omega_0}{\partial r} \right), \quad (\text{A1})$$

where $h(r)$ is the (still unknown) disc height. The solution to (A1) is

$$u_1(r, \zeta) = \frac{\alpha h^2}{r^{5/2}} \left\{ \frac{(3n+1)[9(n+1)(1-\zeta^2) + 8(2n+3)\alpha^2]}{9(n+1)^2 + 4(2n+3)^2 \alpha^2} - \frac{2r}{h} \frac{dh}{dr} \right\} \quad (\text{A2})$$

where $\zeta = z/h$.

We are now in a position to determine the disc height as a function of the radius. First, we see that vertically integrating the continuity equation (24), after multiplying it by $2\pi r$, leads to a constraint whose physical meaning is that the mass flowing through the disc is independent on r . In particular, we are left with

$$2\pi \int_{-h}^h dz \frac{\partial}{\partial r} (r \rho_0 u_1) = 0, \quad (\text{A3})$$

because it is supposed a priori that the quantity $\rho_0 v_z$ indeed vanishes as $z \rightarrow \pm h(r)$. The satisfaction of (A3) is equivalent to saying that

$$\dot{M}_1 = \text{constant} = -2\pi \int_{-h}^h dz (r \rho_0 u_1),$$

where \dot{M}_1 is the mass accretion rate, which is one of the fundamental free parameters in this system⁵.

The next step is the evaluation of the integral in the above equation using (A2). It leads to the following first order non-linear ODE for $h(r)$

$$\frac{h^{2n+3}}{r^{3n+3/2}} \left(1 - \frac{2n+3}{3n+1} \cdot \frac{r}{h} \frac{dh}{dr} \right) = \Lambda \equiv \frac{\dot{M}_1}{\alpha} \frac{\Gamma(n+5/2)}{\Gamma(n+1)} \cdot \frac{(2n+2)^n}{\pi^{3/2}(3n+1)}. \quad (\text{A4})$$

Though the above is non-linear, its solution is remarkably easy to write down and reads

$$h(r) = (2\Lambda)^{\frac{1}{2n+3}} r^{\frac{3n+1}{2n+3}} \left(\sqrt{r} - \sqrt{r_*} \right)^{\frac{1}{2n+3}}. \quad (\text{A5})$$

⁵ Note that the minus sign in the above integral statement reflects the convention that a positive mass accretion rate $\dot{M}_1 > 0$ implies physically that the integrated mass flux must be a negative in order for the material to flow *inward*.

This solution is shaped so that r_* is the radius at which the disc experiences zero torque. At this radius our solution is singular (the thickness of the disc becomes zero and the radial flow infinite). For this reason we suppose that r_* is always significantly smaller than the fiducial radius $r = 1$ and never consider these solutions near the zero torque point⁶ Additionally, at the fiducial radius the height of the disc is given as

$$h_1 = h(1) = (2\Lambda)^{\frac{1}{2n+3}} (1 - \sqrt{r_*})^{\frac{1}{2n+3}}. \quad (\text{A6})$$

If h_1 is chosen to be some value, then there is a unique ratio of \dot{M}/α which satisfies this constraint.

Some things to note with regard to the disc thickness function: when $n = 3/2$ the height of the disc varies linearly with radius for $r \gg r_*$; when $n > 3/2$ the structure of the disc is *flared*, meaning to say $\frac{d}{dr} \frac{h}{r} > 0$ as r gets large. The overall ‘thickness’ of the thin disc, in which h_1 is its measure, is related to the accretion rate according to

$$h_1 \sim \dot{M}_1^{\frac{1}{2n+3}}.$$

In the case where $n = 3/2$, the scale of the disc’s thickness is proportional $\dot{M}_1^{1/6}$ which is consistent with the results obtained by KK.

In conclusion of this part of the Appendix we derive the general condition for the occurrence of backflow (see KK, RG). In other words, we find the highest value of α for which the radial velocity switches sign at some point in the midplane of the disc? This may be determined by setting to zero ζ in (A2) and solving the result for α . After making use of (A5) we find that α and the position r at which the radial velocity in the midplane is zero are related through the equation

$$\frac{2}{3}\alpha - \sqrt{\frac{2n(n+1)}{(2n+3)^2} \left(1 - \frac{3n+1}{2n} \sqrt{\frac{r_*}{r}}\right)} = 0. \quad (\text{A7})$$

There exists thus a critical value of $\alpha = \alpha_\infty$, that is, the one obtained for $r \rightarrow \infty$ in (A7) and it is given by

$$\alpha_\infty \equiv \frac{3}{2} \sqrt{\frac{2n(n+1)}{(2n+3)^2}}.$$

Its significance is such that for values of $\alpha > \alpha_\infty$ there is no possibility of backflow in the disc. For values of $0 < \alpha < \alpha_\infty$ there are places in the disc, which includes the midplane, in which the flow is directed outwards. This flow transition, or stagnation point, bifurcates out of $r = \infty$ at the value of $\alpha = \alpha_\infty$. For an $n = 3/2$ polytrope, $\alpha_\infty \sim 0.685$, which is the value predicted by KK. For values of $\alpha < \alpha_\infty$ the stagnation point, r_{stag} occurs at

$$\frac{r_{\text{stag}}}{r_*} = \frac{81}{4} \frac{(n+1)^2(3n+1)^2}{[9n(n+1) - 2(2n+3)^2\alpha^2]^2}, \quad (\text{A8})$$

which, in other words, means to say that for a given value of $\alpha < \alpha_\infty$, backflow occurs only for values of $r > r_{\text{stag}}$. Finally, there is also a minimum radius $r_{\text{stag}}^{\text{min}}$, below which there is never backflow. This occurs in the limit where $\alpha \rightarrow 0$ and is given by,

$$\frac{r_{\text{stag}}^{\text{min}}}{r_*} = \left(\frac{3n+1}{2n}\right)^2. \quad (\text{A9})$$

In other words it says that r_{stag} appears in the $\alpha \rightarrow 0$ limit at the value $r_{\text{stag}}^{\text{min}}$. In the case $n = 3/2$, this absolute minimum stagnation point appears at $(121/36)r_*$ (see KK).

A2 Ω_2 , v_2 and ρ_2

The general solution to Ω_2 comes from inserting u_1 into (23) and solving. We find that,

$$\Omega_2 = \frac{h^2}{4r^{7/2}} \left[(1 - \zeta^2) \frac{2r}{h} \frac{dh}{dr} - 3 \left(1 - \frac{4(3n+1)(1 - (2n+3)\zeta^2)\alpha^2}{9(n+1)^2 + 4(2n+3)^2\alpha^2} \right) \right]. \quad (\text{A10})$$

Notice that the correction Ω_2 to the rotational speeds is non-zero in the limit of $\alpha \rightarrow 0$. This merely represents the fact that at this order the pressure contributes something to the overall equilibrium of the system and this contribution makes the flow slightly *sub-Keplerian*. Notice that unlike Ω_0 , the solution for Ω_2 shows that the angular velocity is no longer constant on cylinders since $\partial\Omega_2/\partial\zeta \neq 0$ in general.

Using (20) for ρ_0 , together with (A4), one may straightforwardly, though clumsily, integrate (24) to yield a solution for the vertical velocity. The result is

⁶ None the less, it is clear that the infinities appearing near r_* indicate that these solutions breakdown in that vicinity and that a boundary-layer type analysis will be required to cope with the failure. By restricting ourselves to be sufficiently far away from this pathological point we may proceed with the subsequent analysis.

$$v_2 = \frac{\alpha\zeta h^3}{2r^{7/2}} \left[\left(\frac{2r}{h} \frac{dh}{dr} \right)^2 - \frac{8(2n+3)(3n+1)\alpha^2}{9(n+1)^2 + 4(2n+3)^2\alpha^2} \left(\frac{2r}{h} \frac{dh}{dr} \right) - 27 \frac{(n+1)(2n+1)(3n+1)(1-\zeta^2)}{(2n+3)(9(n+1)^2 + 4(2n+3)^2\alpha^2)} \right]. \quad (\text{A11})$$

The expression for the density is quite lengthy and we only present it for the case $n = 3/2$. The integration constants in deriving ρ_2 were chosen so that $c_{s0}^2\rho_2/\rho_0 \rightarrow 0$ as $\zeta \rightarrow 0$,

$$\rho_2 = -\frac{(1-\zeta^2)^{3/2}h^5}{360\sqrt{5}r^{13/2}} \left[3 \frac{675(1+\zeta^2) + 16\alpha^2(460 + 528\alpha^2 - 189\zeta^2)}{25 + 64\alpha^2} - 16\alpha^2 \frac{1665 + 2432\alpha^2}{25 + 64\alpha^2} \cdot \frac{r}{h} \frac{dh}{dr} + 192\alpha^2 \left(\frac{r}{h} \frac{dh}{dr} \right)^2 \right]. \quad (\text{A12})$$

APPENDIX B: DETAILED CALCULATIONS FOR $\mathcal{O}(\epsilon^2)$ DYNAMICS

B1 Vertical acoustics

We begin this analysis with an exploration of the dynamics arising from the solution to the homogeneous part of equation (39),

$$\mathcal{L}v'_h = 0. \quad (\text{B1})$$

Recalling the arguments pointed out in the text, in this circumstance the vertical velocity and density fluctuations are completely decoupled from the horizontal (radial and azimuthal) motions. It is in this context that we consider the simplest vertical motions possible, Given that there are no horizontal velocities induced by these motions, the boundary condition (29) reduces to

$$P_0 \frac{\partial v'_h}{\partial z} \Big|_{z=h} = 0 \quad (\text{B2})$$

Assuming the solution Ansatz (48) we find that (B1) reduces to

$$-\frac{1}{n} \left(1 + \frac{8}{9} \frac{\tilde{\sigma}\alpha n}{n+1} \right) \left[(1-\zeta^2) \frac{\partial^2}{\partial \zeta^2} - 2(n+1)\zeta \frac{\partial}{\partial \zeta} - 2n \frac{\tilde{\sigma}^2 + 1}{1 + \frac{8}{9} \frac{\tilde{\sigma}\alpha n}{n+1}} \right] \hat{v}'_h = 0, \quad (\text{B3})$$

where for convenience we have introduced the height scaled variable $\zeta \equiv z/h$.

It is worth reviewing the behavior of possible solutions to the operator (B3) near the singular points $\zeta = \pm 1$. In particular, if we assume that the solution functionally behaves according to the form

$$\hat{v}'_h \sim (1-\zeta^2)^\lambda,$$

then an indicial equation analysis (Morse & Feshbach, 1953) shows that to leading order there are two values of λ (corresponding to two linearly independent solutions) which are 0 and $-n$. The former choice tells us that there is, in fact, a solution described by a regular series expansion near ± 1 . As for the latter solution, since it predicts that \hat{v}'_h diverges like ζ^{-n} the product $P_0 \partial \hat{v}'_h / \partial z$ none the less remains constant. However this solution must still be rejected because it would cause the zero Lagrangian pressure condition on the surface to be violated, i.e. (44) would not be satisfied.

As it turns out, the solution to (B3) is composed of the associated Legendre polynomials P and Q (Abramowitz & Stegun, 1972) as follows,

$$\hat{v}'_h = \frac{\tilde{A}(r)}{(1-\zeta)^{n/2}} \cdot [P_\Delta^n(\zeta) Q_\Delta^n(0) - Q_\Delta^n(\zeta) P_\Delta^n(0)],$$

with

$$\Delta(\tilde{\sigma}, n, \alpha) \equiv \frac{1}{2} \left\{ -1 + \left[1 + \left((2n+1)^2 - \frac{8n(n+1)(1+\tilde{\sigma}^2)}{n+1 + \frac{8}{9}n\alpha\tilde{\sigma}} \right) \right]^{1/2} \right\}, \quad (\text{B4})$$

and this solution satisfies the condition (44). The z independent constant $\tilde{A}(r)$ is entirely arbitrary and is determined by the initial conditions. In order to satisfy the boundary condition at $z = h$ a somewhat complicated expression emerges for the eigenvalue condition. However, it turns out that for special cases of the polytropic index the quantization condition for these modes may be easily written down, namely, for n a positive integer or half odd integer it is required that,

$$\Delta = 2k + n + 1, \quad (\text{B5})$$

where k is any integer $k \geq 0$. In this sense k labels the acoustic overtone of the mode with $k = 0$ being the fundamental. Given the definition of Δ above, for every k there are two values of $\tilde{\sigma}$ which are always decaying. In considering all fundamental modes, which we label with $\tilde{\sigma}_F$, we find that,

$$\tilde{\sigma}_F = -\frac{4}{9}\alpha \pm \left(\frac{16}{81}\alpha^2 - \frac{2n+1}{n} \right)^{1/2}$$

$$\longrightarrow -\frac{4}{9}\alpha \pm i \left| \left(\frac{16}{81}\alpha^2 - \frac{2n+1}{n} \right) \right|^{1/2}, \text{ for } \alpha < \alpha_{\text{osc}}. \quad (\text{B6})$$

It is interesting to note that for $\alpha < \alpha_{\text{osc}}$, given by,

$$\alpha_{\text{osc}} = \frac{9}{4} \sqrt{\frac{2n+1}{n}},$$

the modes are complex conjugate pairs of decaying oscillations. For $\alpha > \alpha_{\text{osc}}$ the modes are strictly exponentially decaying. For example, for $n = 3/2$, $\alpha_{\text{osc}} = (9/4) \cdot \sqrt{8/3} \approx 4$. Furthermore, in the zero viscosity limit, the oscillation frequency is given by

$$\tilde{\sigma}_F(\alpha \rightarrow 0) = \pm i \sqrt{\frac{2n+1}{n}}.$$

B2 General Driven Acoustics

We now turn to solving the coupled equations (38-39). Given the structure of these equations we must begin with developing a solution to (38) and then using this in (39). We suppose, as we did in the previous section, that the solution to (38), which is a homogeneous equation, has the following form,

$$u'_1 = \hat{u}'(z, r) e^{\sigma T} + \text{c.c.} \quad (\text{B7})$$

We write the eigenvalue as σ in order to distinguish it from the ‘vertical acoustics’ eigenvalue, $\tilde{\sigma}$, discussed in the previous section. After a little manipulation we find that (38) turns into the far simpler ODE

$$\Omega_0^2 \left\{ \left[\sigma - \frac{\alpha}{2(n+1)} (1 - \zeta^2) \frac{\partial^2}{\partial \zeta^2} + \alpha \zeta \frac{\partial}{\partial \zeta} \right]^2 + 1 \right\} \hat{u}' = 0, \quad (\text{B8})$$

Before presenting the Ansatz for the solution it is worthwhile to consider the array of solution behavior of (B8) near the singular points $\zeta = \pm 1$. Assuming that near $\zeta = 1$ the behavior is $\hat{u}' \sim (1 - \zeta^2)^\beta$, an indicial analysis (Morse & Feshbach, 1953) reveals that there are four choices for β , namely, 0, 1, $-n$, $1-n$. The solutions with $\beta = -n, 1-n$ are rejected on grounds that they violate the boundary condition at $\zeta = \pm 1$ (they essentially diverge). In other words, since η is proportional to P_0 , then as one approaches the boundary, $\eta(\partial u'/\partial z)$, $\eta r(\partial \Omega'/\partial r) \neq 0$ there for these two values of β . It would then mean that the stress conditions (45) would be violated there and so these solutions are ignored. The remaining two possibilities suggest that a regular truncated series expansion is a satisfactory means of expressing the solution to u' .

Thus, for varicose modes we assume the Ansatz

$$\hat{u}' = \hat{u}_{(k)} = \sum_{m=0}^{k+1} A_m(r) \zeta^{2(k+1)-2m}, \quad (\text{B9})$$

where k labels the eigenmode and is an integer greater than or equal to zero. Correspondingly, the eigenvalue, σ , would be labelled by k too. Aside from a generalized characterization of the eigenvalues for arbitrary k (see below), *from here on we restrict ourselves to considering only the fundamental mode, i.e. $k = 0$ and thus,*

$$\hat{u}' = \hat{u}_{(0)} = A(r) \zeta^2 + B(r), \quad (\text{B10})$$

where the constants have been redefined for simplicity. Generally speaking, insertion of the solution form (B9) into (B8) requires one to recursively solve for the values of the coefficients A_k in the usual procedure called for when developing series solutions to ODE's. The first of these equations is always a relationship for the eigenvalue σ . For example inserting (B10) into (B8) gives

$$A \left[\left(\sigma + \alpha \frac{2}{3} \frac{2n+3}{n+1} \right)^2 + 1 \right] \zeta^2 + \sigma \left(\sigma B - A \frac{2}{3} \frac{\alpha}{n+1} \right) - A \frac{2}{3} \frac{\alpha}{n+1} \left(\sigma + \frac{2}{3} \alpha \frac{2n+3}{n+1} \right) + B = 0,$$

and by setting to zero the coefficients of each power of ζ one gets

$$\sigma = \sigma_{\pm} = \pm i - \alpha \frac{2n+3}{n+1}, \quad \frac{B(r)}{A(r)} = -\frac{1}{2n+3}. \quad (\text{B11})$$

In other words, there are the two possible temporal responses (denoted by σ_{\pm}), to this type of disturbance, however, the coefficients are the same for both. We note that the eigenvalue form indicates that these modes exhibit decaying oscillations. For general values of k , the frequency response obtained by inserting (B9) into (B8), is given by

$$\sigma_k = \sigma(k) = \pm i - \frac{(k+1)(2n+3+2k)}{(n+1)} \frac{2}{3} \alpha, \quad (\text{B12})$$

showing that these modes become increasingly damped in proportion to k^2 in the large k limit. The general solution for an arbitrary disturbance can thus be written as

$$u'_1 = \sum_{k=0}^{\infty} \hat{u}_{(k)}(\zeta, r) e^{\sigma k T} + \text{c.c.}$$

We note also that the integrated radial flux of mass *for the perturbation* vanishes, namely that,

$$\int_{-1}^1 \rho_0 r \hat{u}' d\zeta = 0. \quad (\text{B13})$$

and this is generally true for any integer mode k . The consequence being, as will be seen below, that the radial structure of the perturbation amplitude, namely the quantity $A(r)$, remains a freely chosen function, usually guided by some initial condition.

Now we turn to expanding the particular solution to (39) armed with the solutions (B7),(B10) and (B11). Inspection of the operator structures of \mathcal{L} , \mathcal{F} and \mathcal{G} suggests that the solution to the particular vertical velocity, v'_p , has the form

$$v'_p = \sum_{k=0}^{\infty} (\hat{v}_{(k)}(\zeta, r) e^{\sigma T} + \hat{V}_{(k)}(\zeta, r) T e^{\sigma T}) + \text{c.c.}, \quad (\text{B14})$$

in which

$$\hat{v}_{(k)} = \sum_{m=0}^{k+1} \Xi_{k,2m}(r) \zeta^{2(k+1)-2m+1}, \quad \hat{V}_{(k)} = \sum_{m=0}^{k+1} \Theta_{k,2m}(r) \zeta^{2(k+1)-2m+1}. \quad (\text{B15})$$

We note that these solutions have terms which manifest TG accompanied by oscillations due to the form $te^{-\alpha t} e^{i\omega t}$ type of behavior. Recalling that we are here only considering the fundamental mode, the above solution form is written as

$$\hat{v}_{(0)} = \Xi_{00}(r) \zeta^3 + \Xi_{02}(r) \zeta, \quad \hat{V}_{(0)} = \Theta_{00}(r) \zeta^3 + \Theta_{02}(r) \zeta. \quad (\text{B16})$$

Using (B16) together with the solutions (B7),(B10) in (39) and after some *lengthly* algebra (which was verified using Mathematica 5.0), the coefficients straightforwardly follow. Unfortunately, their expressions are very long and we have omitted their presentation here. This solution for v'_p along with the solution for u'_1 , when used in (36) immediately yields the solution to ρ'_2 . Its expansion is similar to that of v'_p , namely, we say that $\rho'_2 \sim \rho'_p + \rho'_h$, representing its particular and homogeneous contributions. Then it follows that

$$\rho'_p = \hat{\rho}'(\zeta, r) e^{\sigma T} + \hat{R}'(\zeta, r) T e^{\sigma T} + \text{c.c.}, \quad (\text{B17})$$

in which

$$\hat{\rho}' = \hat{\rho}_{(k)}^{(\rho)} = \sum_{m=0}^{k+2} \Xi_{k,2m}^{(\rho)}(r) \zeta^{2(k+1)-2m}, \quad \hat{R}' = \hat{R}_{(k)}^{(\rho)} = \sum_{m=0}^{k+2} \Theta_{k,2m}^{(\rho)}(r) \zeta^{2(k+1)-2m}. \quad (\text{B18})$$

The superscript (ρ) appearing in the above expressions is meant as a label to distinguish these functions from the corresponding ones for the vertical velocity mode, v'_p , cf. (B15). The lowest density fluctuation eigenmode is

$$\hat{\rho}_{(0)} = \Xi_{00}^{(\rho)}(r) \zeta^4 + \Xi_{02}^{(\rho)}(r) \zeta^2 + \Xi_{04}^{(\rho)}(r), \quad \hat{R}_{(0)} = \Theta_{00}^{(\rho)}(r) \zeta^4 + \Theta_{02}^{(\rho)}(r) \zeta^2 + \Theta_{04}^{(\rho)}(r). \quad (\text{B19})$$

The solutions quoted in the text have this form. We note also that the boundary conditions on the vertical velocity components, namely,

$$(1 - \zeta^2)^{n+1} \left[\frac{1}{h(r)} \frac{\partial \hat{v}'_p}{\partial \zeta} + \frac{1}{r} \frac{\partial r \hat{u}'_1}{\partial r} \right] = 0, \quad (\text{B20})$$

as $\zeta \rightarrow 1$, is satisfied by these solutions.

This figure "DE_alphap0025_jpg.jpg" is available in "jpg" format from:

<http://arxiv.org/ps/astro-ph/0502389v1>