

# Spatial Correlation of Massive Black Hole Mergers: Probing the Formation Mechanism and the Reionization

Kunihito Ioka<sup>1</sup> and Peter Mészáros<sup>1,2</sup>

## ABSTRACT

We consider the spatial clustering of massive black hole (MBH) mergers, and discuss possible ways to use gravitational wave observations in the LISA and DECIGO/BBO range for obtaining cosmological and cosmogonical information. Constraints on large scale structure (LSS) and merger histories may be possible by detections of an alignment of the GW polarization direction with principal axes of the LSS. Constraints on the merger physics and the reionization epoch may be obtained by GW measurements of MBH correlation lengths, in the case when the MBH angular momentum loss occurs through gas drag. Such measurements would provide information about the LSS and the reionization epoch, additional to and independent of any obtained from electromagnetic signals, as well as about the astrophysics of MBH mergers.

*Subject headings:* black hole physics — cosmology: theory — galaxies: evolution — galaxies: nuclei — gravitation — quasars: general

## 1. Introduction and summary

Gravitational waves (GWs) will provide new eyes for studying the universe in the 21st century. Ground-based laser interferometers such as TAMA300 and LIGO have already begun operations in the 10 Hz – kHz band, while the Laser Interferometer Space Antenna (LISA)<sup>3</sup>, covering the  $10^{-4}$  –  $10^{-2}$  Hz band, will be launched in 2011. Other recently proposed facilities are the Decihertz Interferometer Gravitational Wave Observatory (DECIGO)

---

<sup>1</sup>Physics Department and Center for Gravitational Wave Physics, 104 Davey Laboratory, Pennsylvania State University, University Park, PA 16802

<sup>2</sup>Department of Astronomy and Astrophysics, 525 Davey Laboratory, Pennsylvania State University, University Park, PA 16802

<sup>3</sup><http://lisa.jpl.nasa.gov/index.html>

(Seto, Kawamura, & Nakamura 2001) and the Big Bang Observer (BBO)<sup>4</sup>, operating around dechertz frequencies ( $10^{-2} - 10$  Hz). These detectors may determine the spatial distribution of GW sources, which should contain important cosmological as well as astrophysical information (e.g., Ioka, Tanaka, & Nakamura 2000; Seto & Cooray 2005).

In this Letter we propose novel ways to use a 3D map of GW sources, in particular of Massive Black Hole (MBH) mergers. MBH mergers are one of the most powerful GW sources in the universe. LISA may detect MBH mergers involving masses  $10^3 \sim 10^7 M_{\odot}$  out to high redshifts, while DECIGO/BBO may localize  $1 \sim 10^5 M_{\odot}$  MBH mergers with an arcmin resolution (Takahashi & Nakamura 2003). They can also measure distances to MBH binaries through the change of the GW frequency during the observation.

The MBH merger history has large uncertainties derived from the seed MBH formation and the angular momentum evolution of MBH binaries. The presence of high redshift quasars may imply that seed MBHs were formed much before the cosmological reionization epoch as Population III (Pop.III) remnants (Madau & Rees 2001; Volonteri, Haardt, & Madau 2003). In such a scenario the event rate could reach  $\sim 10^4$  events per yr (§ 2; Islam, Taylor, & Silk 2004), which makes them potentially interesting for doing cosmology. Although we will find it impossible to measure the spatial correlation of host galaxies of MBH mergers through GWs alone (§ 2), we may still use the 3D maps of MBH mergers to study the MBH evolution.

One possible way to extract information from a 3D map of GW sources is the cross-correlation of GWs with electromagnetic (EM) sources (§ 3). We will suggest that the orbital axis of the MBH binary can be aligned with a principal axis of the large scale structure (LSS) in which the binary resides, and that this may be detectable with LISA and DECIGO/BBO. Such a detection would provide useful clues to the angular momentum gains of MBH binaries.

GW sources could have a larger correlation length than that of host galaxies, and in this case we may detect a spatial correlation of GW sources (§ 4). We will suggest that the MBH merger rate may drop inside an ionized bubble, since ionizing photons heat the gas which could be responsible for the angular momentum loss of MBH binaries. Since ionized bubbles may be larger than the LSS scales at the end of reionization, we could detect the spatial correlation of MBH mergers and thus probe the effectiveness of MBH binary angular momentum loss via gas. The merger rate may also drop after reionization, thus providing an independent marker for this important epoch.

---

<sup>4</sup><http://universe.gsfc.nasa.gov/>

## 2. Event rate and correlation length

We first estimate the event rate of MBH mergers, adopting throughout a  $\Lambda$ CDM cosmology with  $(\Omega_m, \Omega_\Lambda, \Omega_b, h, \sigma_8) = (0.27, 0.73, 0.044, 0.71, 0.84)$  (Spergel et al. 2003). Since little is known about the MBH merger history, we concentrate on a model in which MBH mergers are associated with the mergers of host halos of dark matter (Begelman, Blandford, & Rees 1980; Volonteri, Haardt, & Madau 2003). By using the extended Press & Schechter (1974) (PS) formalism, we can estimate the halo merger rate as in equation (4) (Lacey & Cole 1994; Haehnelt 1994).

The comoving number density of halos in the mass range  $M \sim M + dM$  at redshift  $z$  is given by the PS mass function as

$$\frac{dn_{\text{PS}}}{dM}(M, z)dM = \sqrt{\frac{2}{\pi}} \frac{\rho_m}{M} \frac{\delta_c(z)}{\sigma^2} \left| \frac{d\sigma}{dM} \right| \exp \left[ -\frac{\delta_c^2(z)}{2\sigma^2} \right] dM, \quad (1)$$

where  $\rho_m = 3H_0^2\Omega_m/8\pi G \simeq 2.78 \times 10^{11}\Omega_m h^2 M_\odot \text{ Mpc}^{-3}$  is the mean comoving matter density,  $\sigma \equiv \sigma(M)$  is the rms mass fluctuation on a mass scale  $M$  at the present epoch,  $\delta_c(z) \equiv \delta_c D(z=0)/D(z)$  is the critical linear overdensity evaluated at present for a spherical perturbation to collapse at  $z$ , and  $D(z)$  is the linear growth rate. These halos of mass  $M$  are incorporated into a larger halo of mass  $M_2 \sim M_2 + dM_2$  at redshift  $z$  at a rate given by

$$\begin{aligned} \frac{d^2 f}{dM_2 dz}(M \rightarrow M_2; z)dM_2 &= \frac{1}{\sqrt{2\pi}} \left[ \frac{\sigma^2}{\sigma_2^2(\sigma^2 - \sigma_2^2)} \right]^{3/2} \frac{d\delta_c(z)}{dz} \left| \frac{d\sigma_2^2}{dM_2} \right| \\ &\times \exp \left[ -\frac{(\sigma^2 - \sigma_2^2)\delta_c^2(z)}{2\sigma^2\sigma_2^2} \right] dM_2, \end{aligned} \quad (2)$$

where  $\sigma_2 \equiv \sigma(M_2)$  (Lacey & Cole 1994). Therefore the merger rate of halos of mass larger than  $M_{\text{min}}$  with halos of the same mass or larger per comoving volume is given by

$$\frac{dn_{\text{merg}}}{dt}(z) = \int_{M_{\text{min}}}^{\infty} dM \frac{dn_{\text{PS}}}{dM}(M, z) \int_{2M}^{\infty} dM_2 \frac{d^2 f}{dM_2 dz}(M \rightarrow M_2; z) \left| \frac{dz}{dt} \right|. \quad (3)$$

This yields the total number of merger events per observed time  $t_{\text{obs}}$  per redshift  $z$  as

$$\frac{dN_{\text{merg}}}{dz dt_{\text{obs}}}(z) = \frac{1}{1+z} \frac{dn_{\text{merg}}}{dt} \frac{dV_c}{dz}, \quad (4)$$

where  $dV_c/dz = 4\pi c d_L^2 |dt/dz|/(1+z)$  is the comoving volume per redshift,  $d_L = c(1+z) \int_0^z (1+z)|dt/dz| dz$  is the luminosity distance, and  $|dt/dz|^{-1} = (1+z)H_0 \sqrt{\Omega_m(1+z)^3 + \Omega_\Lambda}$ . We follow Kitayama & Suto (1996) to estimate  $\delta_c$  and  $\sigma(M)$ .

We note that the merger rate in equation (3) is dominated by equal mass halos ( $M_2 \sim 2M$ ). Thus the rate is not reduced much even if dynamical friction is inefficient in initially

bringing halos of small mass ratios together (Lacey & Cole 1994; Yu 2002). The dynamical friction also becomes ineffective as the MBH binary hardens. It is unclear how the MBH binary loses its angular momentum afterward. The two main possibilities are through interactions with stars or with gas. Stars may not be effective since the MBH binary will quickly eject all stars on intersecting orbits (Milosavljević & Merritt 2003; Merritt & Milosavljević 2004), while gas may reduce the binary separation efficiently (Gould & Rix 2000; Escala et al. 2004). Here we assume that two MBHs coalesce soon after the host halos merge. In § 4 we will propose observational methods to test whether gas is responsible for the angular momentum losses.

The event rate in equation (3) is dominated by halos with the minimum mass  $M \sim M_{\min}$ . It is not well known what fraction of galaxies (and down to what mass) harbor MBHs, although almost all nearby massive galaxies have central MBHs (Magorrian et al. 1998). Here we assume that all halos of mass above  $M_{\min}(z)$  have a central MBH and consider three possibilities for  $M_{\min}(z)$ : (a) The minimum halos have a virial temperature  $T_{\text{vir}} \sim 10^4$  K, above which baryons can cool via atomic hydrogen lines (Barkana & Loeb 2001; Menou, Haiman, & Narayanan 2001). We calculate  $T_{\text{vir}}$  according to Kitayama & Suto (1996). (b) The minimum halos have  $T_{\text{vir}} \sim 10^3$  K, above which molecular hydrogen ( $\text{H}_2$ ) cooling is possible (Barkana & Loeb 2001; Bromm & Larson 2004). (c) The minimum halos contain more than one Pop.III MBH on average. We assume that one MBH forms in each  $3\sigma$  halo at  $z = 20$ , and the mean number of MBHs in a given halo is calculated by equation (3) of Madau & Rees (2001).

Figure 1 shows the number of merger events per yr per unit  $z$  as a function of  $z$ . We can see that in total  $\sim 10^3$  events/yr are expected in case (a), and  $\sim 10^4$  events/yr in the case (c). In the case (b) we plot only the region of  $z \gtrsim 15$  since  $\text{H}_2$  is fragile and can be destroyed by photons in the Lyman-Werner (11.2-13.6 eV) bands well before the cosmological reionization (Haiman, Abel, & Rees 2000; Omukai & Nishi 1999). The  $\text{H}_2$  history is very uncertain because free electrons can promote  $\text{H}_2$  formation (Bromm & Larson 2004), so that  $\gtrsim 10^3$  events/yr at  $z \gtrsim 15$  is not implausible. The event rate in the case (c) is larger than that in the case (a). This suggests that the MBH merger might happen in nonluminous dwarf galaxies, which have not been explored yet.

The MBH mass, especially in small halos, is quite uncertain. If we extrapolate the relation of MBH and halo mass (Ferrarese 2002), we have  $M_{\text{MBH}} \sim 10^7 M_{\odot} (T_{\text{vir}}/10^6 \text{ K})^{\alpha}$  where  $\alpha$  ranges from  $\sim 5/2$  (Merritt & Ferrarese 2001) to  $\sim 2$  (Gebhardt et al. 2000). For  $\alpha \sim 2$  the MBH mass in halos of  $T_{\text{vir}} \sim 10^4 \text{ K}$  is  $\sim 10^3 M_{\odot}$ , so that almost all events of case (a) may be detectable by LISA (e.g., Hughes 2002). For  $\alpha \sim 5/2$ , we have  $M_{\text{MBH}} \sim 10^2 M_{\odot}$ . This is below the sensitivity of LISA but above that of DECIGO/BBO (Takahashi & Nakamura

2003). In the case (c), the Pop.III MBH mass is also unclear. Depending on the gas accretion onto a protostellar core, the final mass of a Pop.III star and its end product may reach  $\sim 10^3 M_\odot$  (Omukai & Palla 2003). In this case LISA may detect almost all Pop.III MBH mergers.

The first question to be addressed is whether the correlation length of the MBH mergers is measurable or not. Since the merger rate is dominated by the minimum halos of mass  $M_{\min}$ , the correlation length  $r_0$  of the MBH mergers is roughly that of the minimum halos. We can then estimate the correlation length  $r_0$  by<sup>5</sup>

$$b(M_{\min}, z)\sigma(r_0)D(z)/D(z=0) = 1, \quad (5)$$

where  $b(M, z) = 1 + \delta_c^{-1} [\delta_c^2(z)\sigma^{-2} - 1]$  is the bias parameter for halos of mass  $M$  at redshift  $z$  (Mo & White 1996). Figure 1 shows the correlation length  $r_0$  as a function of  $z$ . Whether the correlation length  $r_0$  is measurable or not is determined by the number  $N_{\text{pair}}$  of merger pairs whose distances are less than  $r_0$ . We need at least  $N_{\text{pair}} \gtrsim 10$  for a  $3\sigma$  detection since the Poisson error of the correlation function is given by  $\Delta\xi/\xi \sim N_{\text{pair}}^{-1/2}$  (Peebles 1980, § 48). Unfortunately we can show that  $N_{\text{pair}}$  at each redshift bin  $\delta z \sim 1$  is less than unity even if we observe for 10 yrs (even for the case (b)). Therefore we conclude that it is impossible to measure the correlation length  $r_0$  of the host halos, using the MBH merger GWs, regardless of the detector sensitivity.

However, there are other types of spatial information and other means to extract them involving MBH merger GWs. One of these is the exploitation of cross-correlations between GWs with EM sources (§ 3). Another is in the case when the spatial distribution of MBH mergers has a larger characteristic scale than the correlation length  $r_0$  of the associated halos (§ 4). We discuss these two cases below.

### 3. Orbital alignment with large scale structures

Among various ways to cross-correlate GWs with EM sources, the one involving the GW polarization and the EM LSS may be interesting. In the hierarchical structure formation scenario, sheet- or filament-like LSSs are initially formed. Such LSSs have a preferred direction, which could imprint a preferred orientation of the MBH binary relative to the LSS (see Figure 2). The orientation of the MBH binary may be determined through the GW polarization (Cutler 1998), while the associated LSS can be mapped with wide-field cameras

---

<sup>5</sup>The length  $r_0$  is not exactly the same as the correlation length  $r_1$  at which the correlation function is unity  $\xi(r_1) = 1$ . However the difference is negligible for our discussions.

such as Suprime-Cam on the Subaru Telescope (Kodama et al. 2001; Ouchi et al. 2005). This offers the prospect of correlating the MBH binary axis with the direction of the LSS.

The number of events needed to detect a correlation may be small. Let  $\theta_i$  ( $0^\circ \leq \theta_i < 90^\circ$ ,  $i = 1, \dots, N$ ) be an angle between the binary axis and the associated filament direction. (We focus on filaments to be concrete.) The anisotropy may then be quantified by (Struble & Peebles 1985)

$$\delta = \sum_i \frac{\theta_i}{N} - 45. \quad (6)$$

For an isotropic distribution,  $\delta \sim 0$  and the standard deviation would be  $\sigma_\theta = 90/(12N)^{1/2}$  deg. Thus only  $N \sim 10$  events may be enough for a  $5\sigma$  detection if the correlation is strong ( $\theta_i \sim 0^\circ$  or  $90^\circ$ ).

We may apply the discussions on the alignment of galaxy spin axes with LSSs (e.g., Lee & Pen 2002; Navarro, Abadi, & Steinmetz 2004; West 1994). In hierarchical models of galaxy formation, the galactic angular momentum is produced by tidal torques from the surrounding matter in the early protogalactic stage (Peebles 1969; Doroshkevich 1970; White 1984). The tidal torque theory predicts that galaxy spins tend to align with the intermediate principal axis of the LSS, suggesting that the MBH binary may also favor an orbital axis normal to the LSS filaments  $\theta_i \sim 90^\circ$ . Alternatively, the binary may have  $\theta_i \sim 0^\circ$  if galaxies merge in the direction of the collapse from a sheet to a filament. Therefore the detection of such correlations would be useful for probing the MBH merger history.

A typical comoving scale of LSS at  $z \sim 1$  is  $\sim 20$  Mpc, which is about  $\sim 1^\circ$  on the sky and  $\Delta z \sim 0.01$  at  $z \sim 1$ . Although LISA may not attain such precision in the localization of MBH mergers of mass  $\sim 10^3 M_\odot$  (Hughes 2002; Cutler 1998; Seto 2004), we may be able to identify associated LSSs if we can find EM counterparts to the MBH merger (Tipler 1975; Milosavljević & Phinney 2003). On the other hand DECIGO/BBO should be able to identify associated LSSs because of its arcmin resolution (Takahashi & Nakamura 2003).

#### 4. Effect of photoionization on MBH-drag

One of the major problems in the MBH evolution is uncertainty about how the MBH binary loses its angular momentum. The two main candidates for extracting the angular momentum are stars and gas. With stars there is the so called final parsec problem, in which the binary quickly ejects all stars on intersecting orbits and cuts off the supply of stars (Milosavljević & Merritt 2003; Merritt & Milosavljević 2004), although this regions may be refilled via star-star encounters (Milosavljević & Merritt 2003) or chaotic orbits

(Merritt & Poon 2004). On the other hand, gas may be efficient in reducing the binary separation (Gould & Rix 2000; Escala et al. 2004). Here we assume that gas is responsible for the angular momentum losses, and show that this assumption may be verified or disproved by the spatial distribution of MBH mergers.

We point out that a photoionizing background would heat the gas that is assumed to be responsible for the angular momentum losses and would inhibit the drag exerted on MBHs by gas, especially in small halos. A photoionizing background photoevaporates gas in mini halos with virial temperatures  $T_{\text{vir}} \lesssim 10^4$  K and substantially reduces the cool gas in halos with  $10^4 \text{ K} \lesssim T_{\text{vir}} \lesssim 10^5 \text{ K}$  (Ikeuchi 1986; Efstathiou 1992; Thoul & Weinberg 1996). Since the amount of MBH-dragging gas is reduced, the MBH merger rate should drop in an ionized bubble, possibly to almost zero because the event rate is dominated by small halos. This would result in a spatial correlation of MBH mergers, and its detection would indicate that MBH binaries lose their angular momentum via gas.

The evolution of ionized bubbles during cosmological reionization is still unclear, despite intensive studies (Barkana & Loeb 2001). The analysis of Ly $\alpha$  spectra in the highest redshift quasars indicates that the reionization ends at  $z \sim 6$  (Fan et al. 2002), while the WMAP polarization data imply an onset of reionization at a much higher redshift  $z \sim 17 \pm 5$  (Kogut et al. 2003). Also under discussion is whether the reionization proceeds from high- to low-density regions (Furlanetto, Zaldarriaga, & Hernquist 2004) or from low- to high-density regions (Miralda-Escudé, Haehnelt, & Rees 2000).

Recent observations and simulations suggest that the ionized bubble size at the end of their overlap is essentially determined by the finite bubble size and the cosmic variance (Wyithe & Loeb 2004; Furlanetto, Zaldarriaga, & Hernquist 2004). A comoving size  $R$  of a finite bubble occupies a redshift interval of

$$\Delta z = \frac{R}{c(1+z)} \left| \frac{dz}{dt} \right|, \quad (7)$$

which produces a scatter  $\sim \Delta z$  of reionization redshift. On the other hand, reionization in a certain region would be completed when the fraction of collapsed mass exceeds a critical value in this region. Because of the cosmic variance, a different region reaches the critical point at different redshift with a scatter

$$\frac{\Delta z}{1+z} = \frac{\bar{\delta}_R}{\delta_c(z)} - 1 + \sqrt{1 - \frac{\sigma_R^2}{\sigma_{R_0}^2}}, \quad (8)$$

where  $\sigma_R \equiv \sigma[M(R)]$  is the rms mass fluctuation over the comoving radius  $R$  at the present epoch, the mass  $M(R_0)$  within  $R_0$  is the minimum galaxy mass and  $\bar{\delta}_R$  is the mean overdensity on the radius  $R$ . Here we set  $\bar{\delta}_R = \sigma_R$ , and choose  $M(R_0)$  to have  $T_{\text{vir}} = 10^4$  K.

Comparing equation (7) with equation (8), we find that the scatter in the reionization redshift is  $\Delta z \sim 0.14$ , and the ionized bubble has a comoving size  $R \sim 60$  Mpc ( $\theta_b \sim 0.4^\circ$  on the sky) at the end of reionization at  $z \sim 6$ . This scale is much larger than the correlation length of host halos  $r_0$ , and may be detectable through GWs. Let us consider here a redshift shell  $z \sim z + \Delta z$  at the end of reionization (see Figure 3). Since few mergers take place inside an ionized bubble and the bubble separation is about their size  $R \sim 60$  Mpc ( $\theta_b \sim 0.4^\circ$  on the sky), the MBH mergers should have a correlation  $\xi \sim 1$  on this scale. The number of merger pairs whose distances are less than  $R$  (less than  $\theta_b$  on the sky) is approximately

$$N_{\text{pair}} \sim \left[ \frac{dN_{\text{merg}}}{dz dt_{\text{obs}}} T_{\text{obs}} \Delta z \right]^2 \frac{\theta_b^2}{4} \sim 20 \left( \frac{dN_{\text{merg}}/dz dt_{\text{obs}}}{10^3/\text{yr}/z} \right)^2 \left( \frac{T_{\text{obs}}}{10\text{yr}} \right)^2 \left( \frac{\Delta z}{0.14} \right)^2 \left( \frac{\theta_b}{0.4^\circ} \right)^2 \quad (9)$$

for an observation time  $T_{\text{obs}}$ . Since the Poisson error of the correlation function is  $\Delta\xi/\xi \sim N_{\text{pair}}^{-1/2}$ , the spatial correlation of MBH mergers may be detectable by GWs at a  $4\sigma$  level in the case (b) of Figure 1. To locate MBH mergers within an angle  $\theta_b$  LISA may need EM counterparts to the MBH mergers, while DECIGO/BBO, with a resolution better than  $\theta_b$  (Takahashi & Nakamura 2003), may do so without counterparts. The bubble overlap may also be accompanied by a sharp drop in the merger rate, which may also be used to determine the reionization redshift.<sup>6</sup>

## 5. Discussion

A precise estimate of the reduction of the merger rate at reionization is beyond the scope of the paper, since it would depend on the MBH-dragging mechanism (Escala et al. 2004) and the degree of self-shielding of ionizing photons (Susa & Umemura 2004). In the future, the spatial distribution of ionized bubbles will be determined by other methods such as 21 cm tomography (Tozzi et al. 2000; Ioka & Mészáros 2005), Ly $\alpha$  spectroscopy (Miralda-Escudé 1998) and dispersion measures (Ioka 2003). For such measurements, the cross-correlation of the merger position with the bubble position (like the cross-correlation with LSSs outlined in § 3) would make it easy to detect a signal. For example, if the fraction of ionized bubbles on the sky is  $f_b \sim 1/3$  in a redshift shell  $z \sim z + \Delta z$ , we only need  $\sim 5^2 f_b^{-1} \sim 80$  events in  $z \sim z + \Delta z$  to detect a  $5\sigma$  correlation. The rate of MBH mergers and the mechanism by which the angular momentum loss occurs may be independently constrained or determined through purely GW measurements, such as outlined in §4

---

<sup>6</sup>Wyithe & Loeb (2003) also suggest that the merger rate drops after reionization. However their reason is not the suppression of angular momentum losses but the suppression of MBH formation.



In summary, we have discussed two possible ways to exploit gravitational wave observations in the  $10^{-4} - 10$  Hz range for gleaning information about the high redshift LSS formation and about the mechanism of angular momentum loss in MBH mergers, as well as the reionization of the universe. The former would be indicated by an alignment of the GW polarization direction with a principal axis of the LSS, due to a preferential vector along which the galaxies approach. The latter would be detectable through an MBH correlation length larger than that of the host LSS, which can occur if the MBH angular momentum loss occur through gas drag. In both cases we would gain information about the LSS additional to and independent of any obtained from electromagnetic signals, and in the latter also about the astrophysics of MBH mergers as well as an independent measure of the reionization epoch.

We thank M. J. Rees for useful comments. This work was supported in part by the Eberly Research Funds of Penn State and by the Center for Gravitational Wave Physics under grant PHY-01-14375 (KI), and NASA NAG5-13286, NSF AST 0307376 (PM).

## REFERENCES

- Barkana, R., & Loeb, A. 2001, *Phys. Rep.*, 349, 125
- Begelman, M. C., Blandford, R. D., & Rees, M. J. 1980, *Nature*, 287, 307
- Bromm, V., & Larson, R. B. 2004, *ARA&A*, 42, 79
- Cutler, C. 1998, *Phys. Rev. D*, 57, 7089
- Doroshkevich, A. G. 1970, *Astrofizika*, 6, 581
- Escala, A., Larson, R. B., Coppi, P. S., & Mardones, D. 2004, *ApJ*, 607, 765
- Efstathiou, G. 1992, *MNRAS*, 256, 43P
- Fan, X., et al. 2002, *AJ*, 123, 1247
- Ferrarese, L. 2002, *ApJ*, 578, 90
- Furlanetto, S. R., Zaldarriaga, M., & Hernquist, L. 2004, *ApJ*, 613, 1
- Gebhardt, K., et al. 2000, *ApJ*, 539, L13
- Gould, A., & Rix, H.-W. 2000, *ApJ*, 532, L29

- Haehnelt, M. G. 1994, MNRAS, 269, 199
- Haiman, Z., Abel, T., & Rees, M. J. 2000, ApJ, 534, 11
- Hughes, S. A. 2002, MNRAS, 331, 805
- Ikeuchi, S. 1986, Ap&SS, 118, 509
- Ioka, K. 2003, ApJ, 598, L79
- Ioka, K., Tanaka, T., & Nakamura, T. 2000, ApJ, 528, 51
- Ioka, K., & Mészáros, P. 2005, ApJ, 619, 684
- Islam, R. R., Taylor, J. E., & Silk, J. 2004, MNRAS, 354, 629
- Kitayama, T., & Suto, Y. 1996, ApJ, 469, 480
- Kodama, T., et al. 2001, ApJ, 562, L9
- Kogut, A., et al. 2003, ApJS, 148, 161
- Lacey, C., & Cole, S. 1994, MNRAS, 271, 676
- Lee, J., & Pen, U. 2002, ApJ, 567, L111
- Madau, P., & Rees, M. 2001, ApJ, 551, L27
- Magorrian, J., et al. 1998, AJ, 115, 2285
- Menou, K., Haiman, Z., & Narayanan, V. K. 2001, ApJ, 558, 535
- Merritt, D., & Ferrarese, L. 2001, ApJ, 547, 140
- Merritt, D., & Milosavljević, M. 2004, astro-ph/0410364
- Merritt, D., & Poon, M. Y. 2004, ApJ, 606, 788
- Miralda-Escudé, J. 1998, ApJ, 501, 15
- Miralda-Escudé, J., Haehnelt, M., & Rees, M., J. 2000, ApJ, 530, 1
- Milosavljević, M., & Merritt, D. 2003, ApJ, 596, 860
- Milosavljević, M., & Phinney, E. S. 2004, astro-ph/0410343
- Mo, H. J., & White, S. D. M. 1996, MNRAS, 282, 347

- Navarro, J. F., Abadi, M. G., & Steinmetz, M. 2004, *ApJ*, 613, L41
- Omukai, K., & Nishi, R. 1999, *ApJ*, 518, 64
- Omukai, K., & Palla, F. 2003, *ApJ*, 589, 677
- Ouchi, M., et al. 2005, *ApJ*, 620, L1
- Peebles, P. J. E. 1969, *ApJ*, 155, 393
- Peebles, P. J. E. 1980, *The Large Scale Structure of the Universe* (Princeton: Princeton Univ. Press)
- Press, W. H., & Schechter, P. 1974, *ApJ*, 187, 425
- Seto, N., Kawamura, S., & Nakamura, T. 2001, *Phys. Rev. Lett.*, 87, 221103
- Seto, N. 2004, *Phys. Rev. D*, 69, 022002
- Seto, N., & Cooray, A. 2005, *astro-ph/0502054*
- Spergel, D. N., et al. 2003, *ApJS*, 148, 175
- Struble, M. F., & Peebles, P. J. E. 1985, *AJ*, 90, 582
- Susa, H., & Umemura, M. 2004, *ApJ*, 600, 1
- Takahashi, R., & Nakamura, T. 2003, *ApJ*, 596, L231
- Thoul, A. A., & Weinberg, D. H. 1996, *ApJ*, 465, 608
- Tipler, F. J. 1975, *ApJ*, 197, 199
- Tozzi, P., Madau, P., Meiksin, A., & Rees, M. J. 2000, *ApJ*, 528, 597
- Volonteri, M., Haardt, F., & Madau, P. 2003, *ApJ*, 582, 559
- West, M. J. 1994, *MNRAS*, 268, 79
- White, S. D. M. 1984, *ApJ*, 286, 38
- Wyithe, J. S. B., & Loeb, A. 2003, *ApJ*, 590, 691
- Wyithe, J. S. B., & Loeb, A. 2004, *Nature*, 432, 194
- Yu, Q. 2002, *MNRAS*, 331, 935

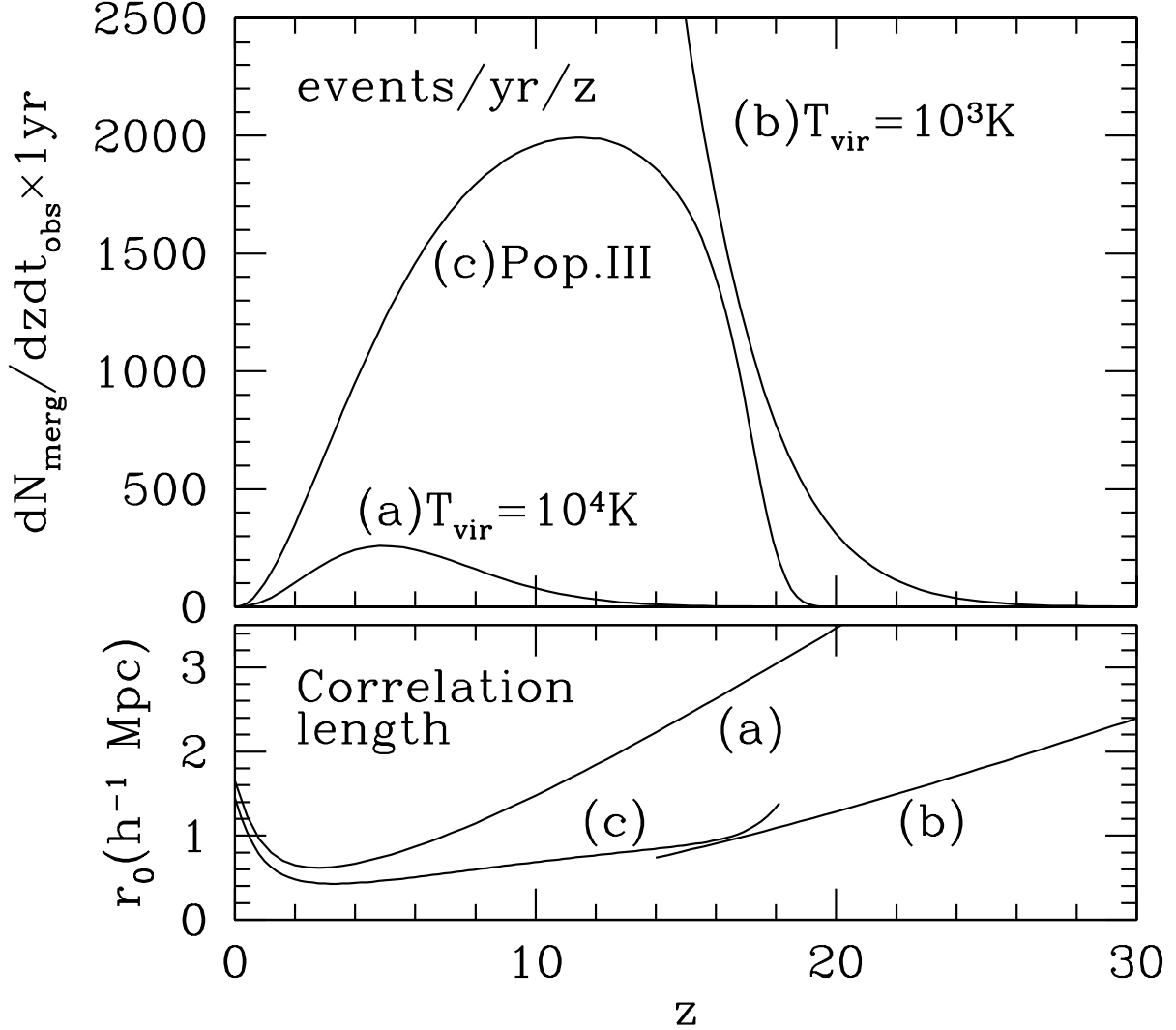


Fig. 1.— (Upper panel) The number of events of the MBH mergers per yr per redshift  $z$  is shown as a function of redshift  $z$ . We consider three cases for the minimum halos that harbor a central MBH: (a) The virial temperature  $T_{\text{vir}}$  of minimum halos is  $10^4$  K, above which atomic cooling is effective. (b) The minimum halos have  $T_{\text{vir}} = 10^3$  K, above which molecular cooling is possible. (c) The minimum halos contain more than one Population III MBH on average where we assume that one MBH forms in each  $3\sigma$  halo at  $z = 20$ . (Lower panel) The correlation length of the MBH mergers is shown as a function of  $z$ . We only plot the case (b) for  $z \gtrsim 14$  and the case (c) for  $z \lesssim 18$ .

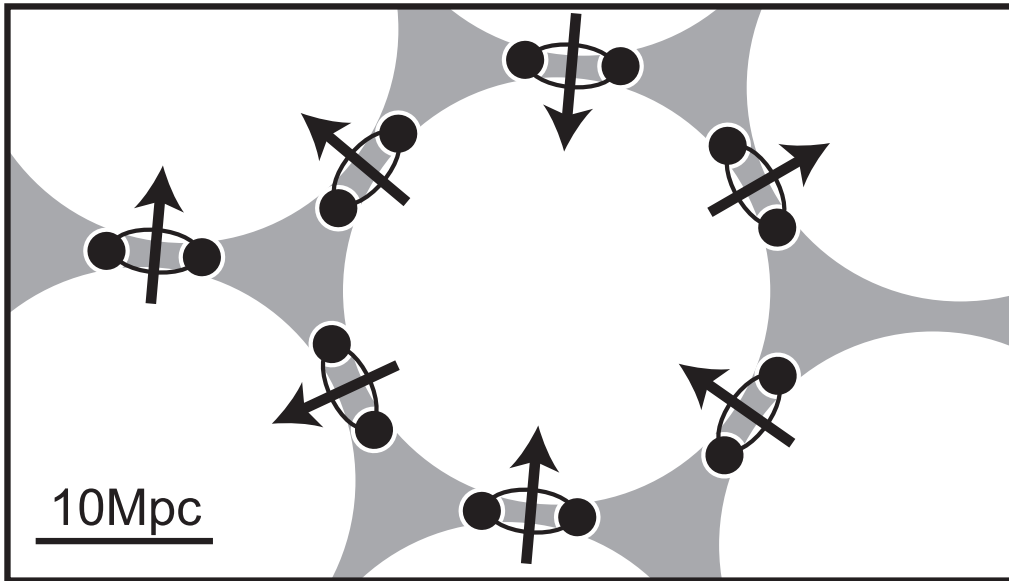


Fig. 2.— A schematic figure of LSSs (shaded region) and MBH binaries is shown. In this figure the axes of MBH binaries prefer to be normal to the filaments/sheets of LSSs. The sizes of MBH binaries are magnified to make them clear.

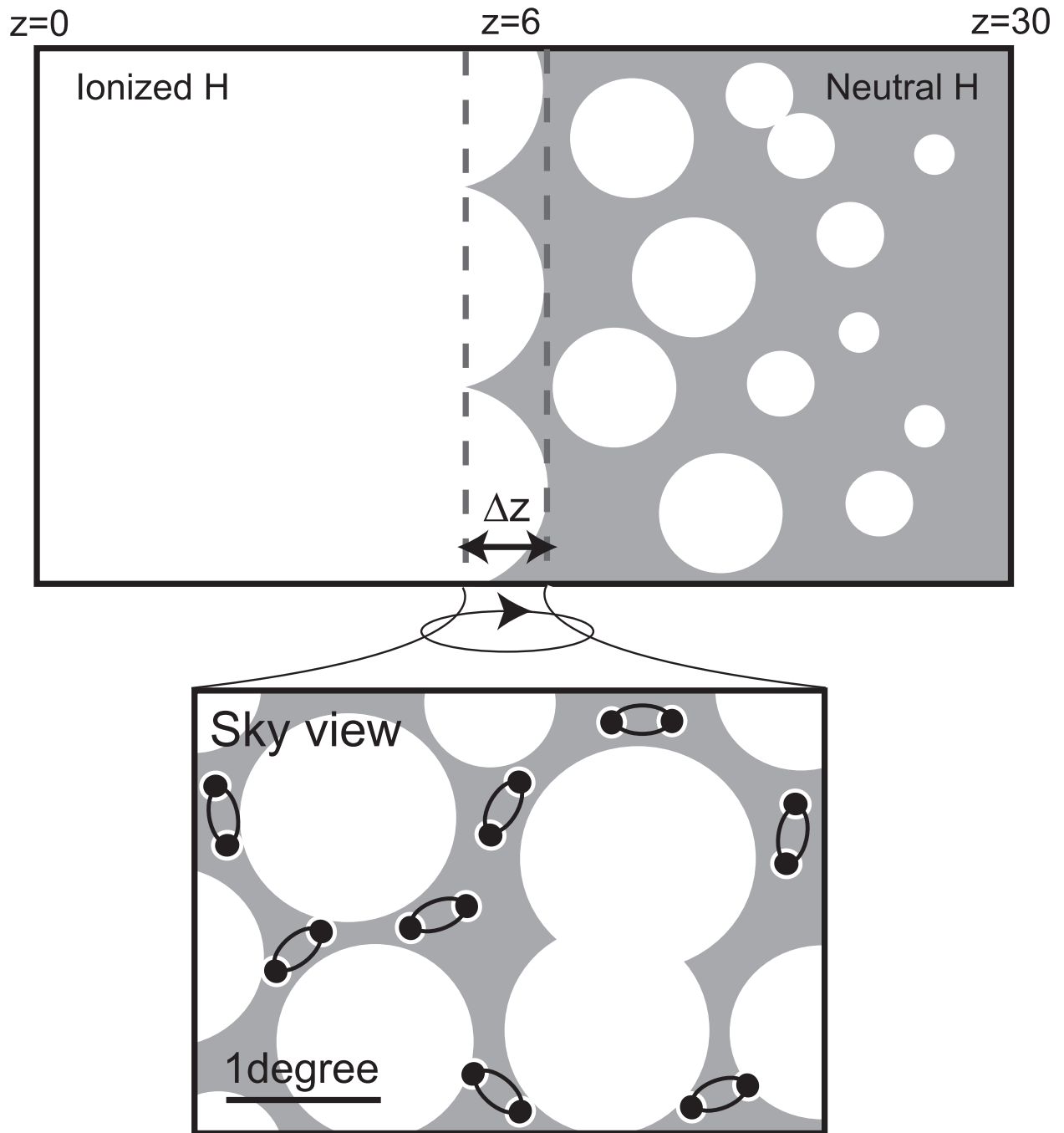


Fig. 3.— A schematic figure of reionized bubbles is shown (upper panel). Neutral regions are shaded. The sky view at the end of the bubble overlap is also shown (lower panel). Few MBH mergers take place inside an ionized bubble if MBH binaries lose their angular momentum via gas and a photoionizing background reduces the amount of MBH-dragging gas.