

A DEEP CHANDRA SURVEY OF THE GLOBULAR CLUSTER 47 TUCANAE: CATALOG OF POINT SOURCES

C. O. HEINKE^{1,2,3}, J. E. GRINDLAY¹, P. D. EDMONDS¹, H. N. COHN⁴, P. M. LUGGER⁴, F. CAMILO⁵, S. BOGDANOV¹, P. C. FREIRE⁶

To appear in the Astrophysical Journal

ABSTRACT

We have detected 300 X-ray sources within the half-mass radius (2.79) of the globular cluster 47 Tucanae in a deep (281 ks) *Chandra* exposure. We perform photometry and simple spectral fitting for our detected sources, and construct luminosity functions, X-ray color-magnitude and color-color diagrams. Eighty-seven X-ray sources show variability on timescales from hours to years. Thirty-one of the new X-ray sources are identified with chromospherically active binaries from the catalogs of Albrow et al. The radial distributions of detected sources imply roughly 70 are background sources of some kind. The radial distribution of the known millisecond pulsar systems is consistent with their expected locations, due to mass segregation, if the average neutron star mass is $1.39 \pm 0.19 M_{\odot}$.

Most source spectra are well-fit by thermal plasma models, except for quiescent low-mass X-ray binaries (qLMXBs, containing accreting neutron stars) and millisecond pulsars (MSPs). We identify three new candidate qLMXBs with relatively low X-ray luminosities. One of the brightest cataclysmic variables (CVs, X10) shows evidence (a 4.7 hour period pulsation and strong soft X-ray emission) for a magnetically dominated accretion flow as in AM Her systems. Most of the bright CVs require intrinsic N_H columns of order 10^{21} cm^{-2} , suggesting a possible DQ Her nature. A group of X-ray sources associated with bright (sub)giant stars also requires intrinsic absorption.

By comparing the X-ray colors, luminosities, variability, and quality of spectral fits of the detected MSPs to those of unidentified sources, we estimate that a total of ~ 25 -30 MSPs exist in 47 Tuc (< 60 at 95% confidence), regardless of their radio beaming fraction. We estimate that the total number of neutron stars in 47 Tuc is of order 300, reducing the discrepancy between theoretical neutron star retention rates and observed neutron star populations in globular clusters. Comprehensive tables of source properties and simple spectral fits are provided electronically.

Subject headings: binaries — globular clusters: individual (NGC 104) — novae, cataclysmic variables — stars: neutron — pulsars

1. INTRODUCTION

Globular cluster cores have significantly enhanced dynamical interactions that produce a variety of close binary systems, such as blue straggler stars and millisecond radio pulsars (Clark 1975; Hut et al. 1992; Bailyn & Pinsonneault 1995; Johnston et al. 1992). X-ray studies, especially with the *Chandra* X-ray Observatory, have been extremely effective in discovering compact binaries in globular clusters (for a review, see Verbunt & Lewin 2004). The brightest X-ray sources (0.5-2.5 keV X-ray luminosity $L_X = 10^{35.5-37} \text{ ergs s}^{-1}$) seen in a few (12) globular clusters are persistent or transient low-mass X-ray binaries (LMXBs) containing neutron stars (Grindlay et al. 1984; Lewin & Joss 1983;

Sidoli et al. 2001). The lower-luminosity X-ray sources ($L_X = 10^{29-34} \text{ ergs s}^{-1}$) include several kinds of systems with different X-ray emission mechanisms. These include accreting cataclysmic variables (CVs; Hertz & Grindlay 1983; Cool et al. 1995), quiescent low-mass X-ray binaries (qLMXBs) where accretion onto a neutron star is stopped or greatly reduced (Hertz & Grindlay 1983; Verbunt et al. 1984; Campana et al. 1998), millisecond radio pulsars (MSPs), thought to be descendants of LMXBs (Saito et al. 1997; Grindlay et al. 2002), and X-ray active binaries (ABs) consisting of normal stars in tidally locked short-period binaries, where the fast rotation rate drives increased coronal activity (Bailyn et al. 1990; Dempsey et al. 1993; Grindlay et al. 2001a).

47 Tuc is a massive ($M \sim 10^6 M_{\odot}$, Pryor & Meylan 1993) globular cluster of relatively high stellar concentration, though not core-collapsed (Harris 1996). In this paper, we use a distance of 4.85 kpc (Gratton et al. 2003), a neutral gas column of $N_H = 1.3 \times 10^{20} \text{ cm}^{-2}$ (from $E(B-V)$ of 0.024 and $N_H/E(B-V)=5.5 \times 10^{21} \text{ cm}^{-2}$, Gratton et al. 2003; Predehl & Schmitt 1995; Cardelli et al. 1989), and a core radius of 24'' (Howell et al. 2000). It is one of the clusters with the highest predicted close encounter frequencies, implying a substantial population of binaries whose properties have been altered by close encounters with other stars or binaries (Verbunt & Hut 1987; Pooley et al. 2003). 47 Tuc has a bimodal distribution of blue straggler

¹ Harvard-Smithsonian Center for Astrophysics, 60 Garden Street, Cambridge, MA 02138; cheinke@cfa.harvard.edu, josh@cfa.harvard.edu, pedmonds@cfa.harvard.edu, sbogdanov@cfa.harvard.edu

² Northwestern University, Dept. of Physics & Astronomy, 2145 Sheridan Rd., Evanston, IL 60208

³ Lindheimer Postdoctoral Fellow

⁴ Department of Astronomy, Indiana University, Swain West 319, Bloomington, IN 47405; cohn@indiana.edu, lugger@indiana.edu

⁵ Columbia Astrophysics Laboratory, Columbia University, 550 West 120th Street, New York, NY 10027; fernando@astro.columbia.edu

⁶ NAIC, Arecibo Observatory, HC03 Box 53995, PR 00612, USA; pfreire@naic.edu

stars (Bailyn & Pinsonneault 1995), with a high density in the core of presumably collisional blue stragglers (Ferraro et al. 2001), and another population of probable primordial blue stragglers in the halo (Ferraro et al. 2004). Various attempts to derive the fraction of stars in binaries in 47 Tuc have given results from 10–18% (Albrow et al. 2001, hereafter AGB01) to $\lesssim 5\%$ (Anderson 1997; Ivanova et al. 2005). Measuring the various binary populations of 47 Tuc is critical to understanding and modeling the dynamical encounters between binaries that lead to the production of X-ray sources in globular clusters.

47 Tuc is well-known for its large number of MSPs, which are believed to have been produced by the evolution of LMXBs that were themselves produced through interactions of binaries and neutron stars (Bhattacharya & van den Heuvel 1991; Hut et al. 1992; Rasio et al. 2000). Twenty-two MSPs have been discovered in 47 Tuc to date (Manchester et al. 1991; Camilo et al. 2000, X and Y still unpublished), of which seventeen have known radio timing positions (Freire et al. 2001, 2003, 47 Tuc-R’s timing solution is not yet published, Freire et al. 2005 in preparation), and an additional MSP (47 Tuc-W) has a position determined by matching a known MSP orbital period to the period of a variable optical star and X-ray source (Edmonds et al. 2002a). Thirteen are members of binary systems, and at least two (possibly up to four) MSP companions have been detected using *HST* (Edmonds et al. 2001, 2002a, 2003a). Although most of the MSPs in 47 Tuc have flux densities below the sensitivity of the Parkes radio telescope used to detect them, strong interstellar scintillation effects occasionally bring their signals up to detectability. Assuming that the luminosity distribution of 47 Tuc pulsars is similar to that of field systems, Camilo et al. (2000) estimated a total MSP population of ~ 200 systems. Grindlay et al. (2002) detected blackbody-like thermal emission from the surface of most of the MSPs in 47 Tuc, presumably hot polar caps. They estimated a total MSP population in 47 Tuc of 35–90 based on the X-ray properties of the X-ray-detected MSPs compared to other 47 Tuc X-ray sources. Edmonds et al. (2003b) provided evidence that the total 47 Tuc MSP population was closer to 30–40, from optical identifications of X-ray sources. McConnell et al. (2004) inferred that the observable radio MSP population in 47 Tuc is less than 30, using observations that attempted to detect the integrated radio flux from a population of unresolved pulsars. Since MSPs are highly compact, X-rays from surface hot spots will be bent by gravity to allow observers to see $\sim 75\%$ of the neutron star surface (Pechenick et al. 1983; Beloborodov 2002; Bogdanov et al. 2005a). This virtually ensures that MSPs whose radio beams do not intercept the Earth should still be detectable in X-rays, and with the lack of scintillation and eclipses due to ionized gas (as seen in the radio, Camilo et al. 2000), allows more complete study of MSPs by X-ray observations than radio, and places constraints on the radio beaming fraction (Grindlay et al. 2002).

Low-luminosity X-ray emission from 47 Tuc ($L_X \sim 10^{34}$ ergs s^{-1}) was first identified with the *Einstein* X-ray Observatory, and suggested to be due to cataclysmic variables (Hertz & Grindlay 1983). Deep pointings by the *ROSAT* satellite measured a lower X-ray lu-

minosity and resolved the emission into nine sources, of which several showed variability (Hasinger et al. 1994; Verbunt & Hasinger 1998). The first *Chandra* (ACIS-I) image of the cluster resolved 104 sources within a $2'$ by $2.5'$ region including the core (Grindlay et al. 2001a, hereafter GHE01a). A later study of the same data extending to a radius of $4'$ studied the X-ray emission from most of the MSPs with known positions, and measured the radial distribution of the X-ray sources (Grindlay et al. 2002). X-ray spectra of the two brightest X-ray sources were well-fit by hydrogen-atmosphere models for neutron stars, consistent with the spectra of known qLMXBs (Heinke et al. 2003b).

Optical identification efforts began shortly after the discovery of X-ray emission from 47 Tuc, but have proven difficult due to the intense crowding at the center of 47 Tuc and the faintness of optical counterparts. Auriere et al. (1989) suggested a possible CV counterpart, AKO 9, to the *Einstein* X-ray source. Paresce et al. (1992), Paresce & de Marchi (1994), and Shara et al. (1996) identified three CVs in 47 Tuc through *HST* imaging, which were later identified with *ROSAT* X-ray sources (Verbunt & Hasinger 1998, GHE01a). Definitive identifications became possible using *Chandra* positions, and *HST* data (especially the exceptional GO-8267 8.3-day time series, Gilliland et al. 2000), to search for variability and unusual colors (GHE01a, Edmonds et al. 2001, 2002a,b, 2003a,b). These searches at X-ray positions produced secure optical identifications of 22 CVs, 29 ABs, one eclipsing qLMXB, and two MSP companions (two additional possible MSP companions were also identified).

Chandra X-ray studies of numerous other globular clusters have given insight into the nature and formation processes of the brighter ($L_X \gtrsim 10^{31}$ ergs s^{-1}) sources (Pooley et al. 2002a, 2003; Heinke et al. 2003c). 47 Tuc is an ideal target for study of the fainter X-ray sources, including most MSPs and ABs. This is due to its high rate of close encounters (a product of its large mass and high density), relatively small distance, low reddening, reasonably large angular core size (reducing X-ray crowding), and excellent multiwavelength coverage (also including far-UV *HST* spectra and imaging, Knigge et al. 2002).

In this paper, we describe the *Chandra* X-ray data, and attempt to understand the nature and characteristics of the faint X-ray sources. We focus on the 2002 data, but include some analysis of the original 2000 *Chandra* dataset. Additional papers will focus on particular aspects of the X-ray data, individual sources, and analysis of archival and new simultaneous *HST* data. In §2, we describe the observations and initial analysis, including source detection, optical counterpart identifications, and extraction of X-ray data. In §3 we describe searches for short- and long-term variability. In §4 we discuss the radial distributions of our sources, and in §5 we utilize the X-ray “color” information. In §6 we discuss the luminosity functions of the various source classes. In §7 we perform simple spectral fitting and briefly discuss some unusual objects we identify. In §8 we discuss the meaning of our results and constrain the populations of unidentified sources.

The data used in this paper are from the 2000 and 2002 *Chandra* observations of the globular cluster 47 Tuc. The 2000 observations, initially described in GHE01a, were performed with the ACIS-I CCD array at the telescope focus, while the 2002 observations placed the back-illuminated ACIS-S aimpoint at the focus for maximum low-energy sensitivity. Five consecutive observations were performed in 2000, as listed in Table 1, with three short observations interleaved to obtain spectra of bright sources with little pileup. The 2002 observations (four pairs of ~ 65 ksec full-frame exposures followed by ~ 5 ksec 1/4 subarray exposures; see Table 1) were designed to probe variability on a range of time scales from hours to weeks. This was intended to allow distinctions between relatively constant thermal MSP emission and flaring behavior from ABs. The first two 2002 exposure pairs were run consecutively for a total of 1.7 days, with the remaining pairs following at intervals of 1.4 days and 7.4 days.

Our data analysis for all observations begins with the Level 1 processed event lists provided by the *Chandra* X-ray Center pipeline processing. We used the CIAO data analysis tools⁷ for initial data processing. We reprocessed the 2000 observations using the CTI correction algorithm implemented in CIAO 3.02 `acis_process_events`. Both the 2000 and 2002 observations were reprocessed to remove the $0''.25$ pixel randomization added in standard processing. We removed bad columns, bad pixels, and events not exhibiting one of the “standard ASCA grades” (0, 2, 3, 4, 6), and applied the good time intervals produced by the CXC pipeline. We also applied the new time-dependent gain correction software (A. Vikhlinin, priv. comm.⁸) to all event files.

We produced two sets of event lists for each observation for different analysis purposes; an imaging event list for source detection and positioning, and a spectral event list for use in extracting spectra and lightcurves. For imaging, we removed times of high background more aggressively, and removed events identified with the CIAO procedure `acis_detect_afterglow`. Cosmic rays striking the detector release an initial charge that is generally rejected, but often release residual charge over 10-30s. `acis_detect_afterglow` identifies likely cosmic-ray afterglows, which can otherwise be mistaken for true sources by detection algorithms. However, the procedure also flags counts from real sources (Feigelson et al. 2002)⁹, so for extraction of spectra and lightcurves we use event lists with flagged events included.

Inspection of the background lightcurve shows one period of significant flaring, 7.1 ks at the end of OBS_ID 2736, increasing through OBS_ID 3385. A milder increase in background is also seen for 13 ks of OBS_ID 2738 and OBS_ID 3387. We include all of OBS_IDs 2738 and 3387 in our analyses, since this gives us a higher signal-to-noise ratio for our detected sources. For imaging analysis (where our goal is the detection of faint sources), we excise the period of high background from OBS_ID 2736, and do not use OBS_ID 3385 (leaving an effective exposure time of 273964 s, total time). For spectral and lightcurve extraction, we use all of OBS_ID 2736,

but omit OBS_ID 3385 (leaving good time of 281074 s for sources within the area covered by the subarrays, 275529 s for those outside). Since the total background within a typical (5 arcsec^2) source extraction area is less than 4 photons, more aggressive background flaring removal does not improve our signal-to-noise ratio for sources with more than 20 counts. For the 2000 observations, the total good time is 72155 s.

For this paper we confine ourselves to analysis of sources within the half-mass radius of 47 Tuc, $2'.79$ (Harris 1996). We choose this radius for easy comparison with analyses of other clusters (e.g. Pooley et al. 2002a,b; Heinke et al. 2003a; Pooley et al. 2003; Bassa et al. 2004), and because it strikes a balance between inclusion of almost all real cluster sources and exclusion of most foreground and background sources at the flux levels we are most interested in. X-ray sources or MSPs associated with the cluster beyond the half-mass radius are known in core-collapsed clusters like NGC 6752 (D’Amico et al. 2002) and M15 (Phinney & Sigurdsson 1991), and in ω Cen (Cool et al. 2002; Gendre et al. 2003), which has not yet dynamically relaxed. However, in relaxed King-model clusters the relatively massive binaries are expected to be more centrally concentrated (Verbunt & Meylan 1988; Fregeau et al. 2003). The radial distribution studies of the 2000 *Chandra* data by Grindlay et al. (2002) and Edmonds et al. (2003b) showed that all identified X-ray source populations in 47 Tuc are highly concentrated in the core, as expected since both binaries and single MSPs are significantly more massive than typical stars in 47 Tuc.

2.1. Source Detection

We performed all data reduction separately for the 2000 and 2002 observations, since they were taken with different detectors. The CIAO tool WAVDETECT was used to measure the positions of the three brightest sources in different exposures. We applied small shifts to align the later 2002 exposures with the first 2002 exposure ($+0'.028, +0'.023, -0'.012, +0'.063, -0'.026, +0'.041$ added to the RA and Dec of the three later exposures, with rms residuals of $0''.013, 0''.014$ remaining). We reprojected the exposures in each group to match the alignment of the first long exposure in each year, and merged each group of observations.

For the 2000 observations we performed WAVDETECT runs at full resolution in the 0.5-2 keV and 0.5-6 keV energy bands. For the 2002 observations we used bands of 0.3-2 and 0.3-6 keV. For each WAVDETECT run we selected scales of 1.0, 1.414, 2.0, and 2.828 pixels, for optimal detection and separation of point sources near on-axis. We selected a threshold probability of 1×10^{-5} , designed to give one false source per 10^5 pixels. Each WAVDETECT run (assuming the trials and pixels are independent) should thus give of order 3.6 spurious sources, given the $0''.492$ pixel size and $2'.79$ radius searched. (Our results tend to indicate that this is a slight overestimate, see below). Harder energy bands failed to reveal more than 2 or 3 marginal additional sources not detected in the other bands. Inspection of harder energy band images confirmed that the low column density to 47 Tuc and non-accreting nature of the faintest sources (ABs and MSPs) make the faintest sources quite soft. WAVDETECT is often inefficient at

⁷ Version 3.02, <http://cxc.harvard.edu/ciao/>.

⁸ See <http://cxc.harvard.edu/contrib/alexey/tgain/tgain.html>.

⁹ Also see <http://asc.harvard.edu/ciao/threads/acisdetectafterglow/>.

separating two or more point sources less than $3''$ apart (as noted by Feigelson et al. 2002). Several faint sources within a few arcseconds of brighter sources can be clearly picked out by eye, but are not identified by WAVDETECT. We add ten sources identified by eye to the 2002 results, and twelve sources to the 2000 results, without reference to any information about possible counterparts at other wavelengths. We also check our sourcelist for any spurious detections of cosmic rays missed by `acis_detect_afterglow` (identified when more than half of the counts from a faint source fall within a 30 second time interval, with each event decreasing in energy from the last). Several such spurious detections are identified and eliminated in the 2000 data, including W88 and W99 from the source list of GHE01a.¹⁰ These spurious sources also fail to appear in the 2002 data, while all but three other sources detected in the 2000 data are also detected in the 2002 dataset. The recovery of nearly all the detected 2000 sources in the 2002 data provides an upper limit to WAVDETECT's spurious source detection rate, implying that probably no more than two or three of the 2002 sources are spurious.

We combine the results from the two energy bands to make independent source lists for the 2000 and 2002 observations, given in Tables 2 and 3. 146 sources are detected in this way in the 2000 observations, while 300 sources are detected in the 2002 observations. 143 of the sources are clearly detected in both observations, while only three of the sources from the 2000 observations are not detected in the 2002 observations. Of these three, two (W149 and W172) show only 2-3 counts, and may not be real sources, while W68 (identified with an optical AB counterpart, Edmonds et al. 2003a) seems to have disappeared. We retain the W numbering scheme of GHE01a, as extended in Grindlay et al. (2002) and Edmonds et al. (2003a,b), for the 2000 observations, extending it to cover first the remaining 2000 sources and then the additional 2002 sources. We also generate IAU-registered positional source names, in the form CXOGLB J[xxxx.x-xxxxx]. We list the sources in order of decreasing total counts in both tables. Due to the iterative nature of source list construction over several papers, the W numbering scheme does not follow clear patterns and has holes (numbers that do not correspond to real sources within our chosen field).

In Figures 1 and 2 we show the raw unbinned photon count data from the combined 2002 observations we used for source detection, in the energy range 0.3-6 keV. The W source numbers are indicated in both figures. In Figure 3 we show a representative-color image of the 2002 data made from the 0.3-1.2, 1.2-2, and 2-6 keV exposure-map corrected data, overbinned and smoothed on a scale of $0''.74$.

We align our absolute astrometry with the 17 MSPs in 47 Tuc which have positions previously determined through radio timing studies (or *HST* optical followup, Edmonds et al. 2002a) to milliarcsecond levels (Camilo et al. 2000; Freire et al. 2001, 2003). We find that each of the MSPs with radio timing (or optical) positions is detected, with only the close pairs 47 Tuc G &

I (separation $0''.12$) and F & S (separation $0''.74$) unresolved. (We do not attempt to separate their emission in this work; detailed analysis of the MSP X-ray emission is performed in Bogdanov et al. 2005a). This procedure has been described by GHE01a and Edmonds et al. (2001, 2003a) for the 2000 *Chandra* observations, where six cleanly detected MSPs were used to boresight the *Chandra* frame to the international celestial reference frame. We repeat this procedure for the 2002 observations. The rms deviations for 14 MSPs (excluding W77, 47 Tuc-F & S) are only $0''.18$ (α) and $0''.22$ (δ) in the 2002 data. After this work was submitted for publication, a radio timing solution for the position of 47 Tuc R became available (Freire et al. 2005, in prep), which is offset from W198 by only $\Delta\alpha=+0''.03$, $\Delta\delta = -0''.01$ and thus a convincing identification.

2.2. Optical Identifications

Most of the identifications for objects discussed in this work rely upon the optical identification results of Edmonds et al. (2003a,b), using the 2000 *Chandra* dataset and *HST* programs GO-8267 (PI Gilliland) and GO-7503 (PI Meylan). We also include an identification by Ferraro et al. (2001) of a bright red star as a candidate counterpart for W54, which Edmonds et al. (2003a) suggest is a possible RS CVn star.

In addition to these identifications, we compare the variable and blue stars of Geffert et al. (1997), CV candidates of Knigge et al. (2002), and binaries of AGB01 to our data. No additional matches are found with the star lists of Geffert et al. or CV candidates of Knigge et al., but the binary lists of AGB01 provide a large number of plausible candidate counterparts, as we describe below.

Numerous binaries in the GO-8267 *HST* data have already been identified as X-ray sources by Edmonds et al. (2003a). We use the astrometric plate solutions of Edmonds et al. (2003a) to align each *HST* WFPC2 chip to our *Chandra* frame. Then we compared the AGB01 binaries to the positions of our *Chandra* sources and identified those binaries which fell within 5σ in both right ascension and declination as likely matches (where the errors are the *Chandra* WAVDETECT errors added in quadrature with the systematic errors in the plate solutions). In this way we recovered every AGB01 binary previously matched to an X-ray source, and identified 32 new possible matches. These include an alternative match for W93, the optical variable WF4-V02, that appears closer to the *Chandra* position than the marginal ID identified by Edmonds et al. (2003a). The new matches are listed in Table 4 with their offsets from the aligned *Chandra* positions, and classifications from AGB01. The most discrepant new match we discuss is PC1-V21 with W287, at $1''.01$. This is a 2.87σ discrepancy, with a chance coincidence probability of roughly 2.9%.

The rms total offsets for the new AGB01-*Chandra* matches are $0''.42$, $0''.21$, $0''.32$, and $0''.21$ for the PC, WF2, WF3, and WF4 chips respectively ($0''.23$ for the PC chip when W287 is excluded). We note that the *Chandra* ACIS-S array is likely to have different small systematic astrometric errors (due to its different geometry) compared to the ACIS-I array. Offsetting the *Chandra* positions by $5''$ in right ascension and declination produced two spurious matches in four trials, suggesting an even

¹⁰ The `acis_detect_afterglow` algorithm seems to detect all cosmic rays on the back-illuminated ACIS-S3 chip, unlike on the ACIS-I chips.

probability that one of our 32 new matches is spurious. Figure 4 plots optical color-magnitude diagrams including the new AGB01 matches, and the Edmonds et al. (2003a) matches, from the GO-8267 *HST* data. It is clear that the new AGB01 matches are similar to the previously identified ABs, but optically fainter on average (mean V magnitudes 19.3 vs. 18.7 respectively). In the remainder of this paper we include W287 among the candidate ABs, while the other 31 new identifications from AGB01 are included among the confirmed ABs.

We note that some variable stars listed by AGB01 appear to the eye to be faint and/or confused X-ray sources that were missed by WAVDETECT. For completeness we list these stars here, although their selection is subjective and may be biased. Therefore we do not discuss them in the rest of this paper. They are PC1-V07, PC1-V20, WF2-V47, PC1-V22, PC1-V28, PC1-V31, PC1-V33, PC1-V35, PC1-V37, PC1-V38, WF2-V14, WF2-V20, WF3-V21, and WF4-V09. These stars are similar in their optical properties to the stars matched to detected X-ray sources above. We also note that there is no evidence for X-ray emission from the seven unusual “blue variables” discussed by AGB01 and Edmonds et al. (2003a,b); 90% confidence upper limits for all but PC1-V36 (which lies in a confused region) are $< 1.4 \times 10^{29}$ ergs s^{-1} .

One hundred and fifty-three X-ray sources in the 2002 dataset lie within the GO-8267 *HST* field of view. Of these X-ray sources, 3 are identified (by X-ray spectral fitting, see below) as qLMXBs, 12 are identified as 13 MSPs¹¹ by matching X-ray and radio positions, 15 are optically identified as CVs, and 57 are optically identified as ABs¹². 66 X-ray sources remain unidentified in this *HST* field, only 43% of the total. Further *HST* identifications of optical counterparts, both from the archival *HST* datasets and from our new simultaneous *HST* ACS B , R , and $H\alpha$ data, are in progress. Details of the astrometric solution linking the new optical identifications, all the previously identified counterparts, and new optical counterparts will be presented in van den Berg et al. (2005, in preparation).

2.3. Source Extraction

For source position improvement, photometry, extraction of spectra and lightcurves, we used the IDL (Version 5.4) tool ACIS_EXTRACT (Broos et al. 2002)¹³, which uses CIAO and FTOOLS¹⁴ tools, ds9 display capability¹⁵, and the TARA¹⁶ IDL software. All spectral fitting was done in XSPEC (Arnaud 1996), version 11.2, much of it within the ACIS_EXTRACT package using scripts written by K. Getman. Our source extraction procedure generally follows the methods of Feigelson et al. (2002) and Munro et al. (2003).

The ACIS_EXTRACT source extraction process begins by calculating region files for each observation designed to match a user-specified contour level of the ACIS point-spread function (psf), calculated at that position

with the CIAO tool mkpsf. For most of our sources, we specified a 90% encircled energy contour (evaluated at 1.5 keV, since most of our sources are relatively soft), due to severe crowding in the central regions. We increased this contour to 95% for the brightest sources and for relatively bright sources several arcminutes from the cluster center, and chose smaller regions that did not overlap for sources very close to each other, reducing the contour to 70% in some cases. A few sources in the cluster core may still suffer confusion (see §4). The psf fraction enclosed by the region was calculated at five energies, and interpolated for other energies. Event lists, spectra, and light curves were extracted for each source and observation, and response matrices and effective area files (including exposure from multiple CCDs where appropriate) were constructed for each source. Background spectra were extracted for each source using regions sized to include 100 counts and excluding mask regions (generally 1.5 times the size of the 90% psf contour) around all detected sources. The effective area functions were created using CIAO v. 3.02 and CALDB v. 2.26, including the new CALDB ACIS contamination file to correct for the low-energy quantum efficiency degradation¹⁷. We then corrected for the finite portion of the flux contained within our extraction regions by reducing the effective areas, in an energy-dependent manner (Broos et al. 2002). Composite source and scaled background spectra were then constructed (separately for the 2000 ACIS-I and 2002 ACIS-S images), and appropriately weighted response matrices and effective area files were computed. The total live exposure time for each source was also recorded, and the spectra were grouped to control the placement of the first and last bin, thus constricting the energy range for spectral fitting to 0.5-8.0 keV for ACIS-I data and 0.35-8.0 keV for ACIS-S data.

Finally, we computed background-subtracted photometry for each source in several bands. We calculate counts and fluxes for bands used in the globular cluster literature, 0.5-1.5 keV, 1.5-6 keV, 0.5-4.5 keV, 0.5-2.5 keV, and 0.5-6.0 keV (see Grindlay et al. 2001a,b; Pooley et al. 2002a,b; Heinke et al. 2003a). We also computed the fluxes for several other bands for use in making specialized color-color diagrams; these bands are 0.3-0.8 keV, 0.8-2.0 keV, and 2.0-8.0 keV.

Below we explain the columns in Tables 2, 3, and 5. All errors are 1σ , containing 68% confidence for one parameter of interest.

Column (1): the *Chandra* WAVDETECT detection number, following the detection and naming convention systems of GHE01a; Grindlay et al. (2002); Edmonds et al. (2003a,b) for sources detected in the 2000 dataset (up to W184), and adding new numbers above W184 for new detections.

Column (2): the IAU-approved source name.

Columns (3,4,5): the position, corrected to the MSP frame; errors in each coordinate, expressed in seconds (not arcseconds) for right ascension; and distance from the center of the cluster (taken to be $\alpha = 00^h 24^m 05^s.29$, $\delta = -72^\circ 04' 52''.3$; de Marchi et al. (1996)).

Columns (6,7,8): background-subtracted counts in three standard bands.

Columns (9,10): X-ray luminosities computed for 0.5-

¹¹ MSPs G and I, 0'12 apart, are unresolved in X-rays.

¹² W68, an AB from the 2000 data, is not detected in the 2002 data.

¹³ Version 2.7, http://www.astro.psu.edu/xray/docs/TARA/ae-users_guide.html.

¹⁴ Version 5.2, http://heasarc.gsfc.nasa.gov/docs/software/ftools/ftools_index.html.

¹⁵ Version 2, <http://hea-www.harvard.edu/RD/ds9/doc/ref/ref.html>.

¹⁶ <http://www.astro.psu.edu/xray/docs/TARA/>.

¹⁷ <http://cxc.harvard.edu/ciao/threads/aciscontam/>.

6.0 and 0.5-2.5 keV bands. Photon fluxes were computed from the recorded counts, effective apertures, exposure times and effective area functions for each source. Assuming a 2 keV VMEKAL spectrum (a reasonable approximation for the average spectrum of the fainter X-ray sources, see §5 and §7 below), an absorbing column of $1.3 \times 10^{20} \text{ cm}^{-2}$, and a distance of 4.85 kpc, we derive conversion factors of $5.93 \times 10^{36} \text{ ergs photon}^{-1} \text{ cm}^2$ and $4.94 \times 10^{36} \text{ ergs photon}^{-1} \text{ cm}^2$ to convert from photon flux to unabsorbed X-ray luminosity in the 0.5-6.0 keV and 0.5-2.5 keV energy bands, respectively. To recover the directly measured photon fluxes in photons $\text{cm}^{-2} \text{ s}^{-1}$, the reader may divide the quoted luminosities by these factors.

Columns (11,12,13): Notes on individual sources: ID type (note that a ? indicates a tentative classification; other IDs are secure classifications. qLX indicates a qLMXB, AGB indicates an AB from AGB01 identified with an X-ray source in this work), other names (AKO 9 from Auriere et al. (1989), ROSAT X # from Verbunt & Hasinger (1998), MSP lettering from Camilo et al. (2000); Freire et al. (2001); Edmonds et al. (2002a)), and notes on variability (Y, D and H for 99.9% confidence variability on timescales of years, days, and hours respectively; D? and H? for 99% confidence variability on day or hour timescales). A c indicates that the source may suffer from confusion. An m indicates that the source was identified manually, rather than by WAVDETECT.

Table 3: Same as Table 2, except that we include the psf fraction (column 5) and fractional exposure time (column 6, compared to 72155 s) instead of the radial distance. Notes D and H indicate variability seen on day or hour timescales within the 2000 dataset. In addition, the notes identify (with a “t”) the three sources detected by WAVDETECT in 2000 that are not detected in the 2002 data; two of these may be spurious detections.

Table 5: Column (3): Fraction of the 1.5 keV point-spread function enclosed by our extraction region for each source.

Column (4): Fractional exposure time for each source, compared to the nominal exposure time of 281074 seconds.

Columns (5,6,7,8): Counts in four supplementary bands.

Columns (9,10,11,12): Hardness ratios. HR1, HR2 and HR3 defined as (H-S)/(H+S), HR4 defined as S/H. For HR1, H=2.0-8.0 keV, S=0.8-2.0 keV; for HR2, H=0.8-2.0, S=0.3-0.8 keV; for HR3, H=2.0-8.0 keV, S=0.3-0.8 keV; for HR4, H=1.5-6.0 keV, S=0.5-1.5 keV.

3. VARIABILITY ANALYSIS

We here attempt to quantify the variability of our sources on a variety of timescales; during individual OBS.IDs (hours), between OBS.IDs (days), between the 2000 and 2002 observations (years), and (for the brightest sources) between the 2002 observations and the ROSAT observations of the 1990s discussed in Verbunt & Hasinger (1998).

For intra-OBS.ID and inter-OBS.ID variability searches, we exclude the shortest exposures, which can independently detect only a few sources, leaving two exposures in the 2000 data and four in the 2002 data. For the 2002 data we use the 0.3-6.0 keV events, while

for the 2000 data we use the 0.5-6.0 keV events. To identify variability on a timescale of hours we applied a Kolmogorov-Smirnov test to the un-binned arrival times of the events from each observation¹⁸. Sources that exhibited short-term variability at the 99.9% confidence level in at least one observation are marked H for short-term “hours” variability in Tables 2 and 3, while sources that showed variability at the 99% level are marked H? for possibly short-term variable. In this way we identify two short-term variables (six including possible variables) in the 2000 dataset, and 25 short-term variables (51 including possible variables) in the 2002 dataset. Considering the 146 sources in the 2000 dataset (and two searched exposures) as 292 trials, three of the possibly variable sources may not be variable. Using the four exposures and 300 sources in the 2002 data, twelve of the possibly variable sources may not be variable. These estimates, based on the KS probabilities, may overestimate the amount of spurious variability, since the faintest sources considered do not provide sufficient counts in a single exposure for meaningful use of the KS test (Press et al. 1992). All six variable or possibly variable sources in the 2000 dataset show high-confidence short-term variability in the 2002 dataset.

To identify longer-term (timescale of days) variability we compare the count rates between long exposures of a source (with the same instrumental setup), ignoring the effect of background (which is very low in these observations). We define a significance level σ ,

$$\sigma = |(C_j - (\text{ER})C_i)/(\sqrt{C_j + (\text{ER})^2 C_i})|$$

where the exposure ratio ER is the exposure time times the effective area for observation j divided by the exposure time and effective area for observation i , and C_j and C_i are the counts recorded from the source in each observation (Feigelson et al. 2002). We identify sources showing $\sigma > 2.6$ as possibly variable (D?; 99% confidence), and sources showing $\sigma > 3.3$ as variable (D; 99.9% confidence) between exposures. Four sources show high-confidence days-timescale variability between the two 2000 observations, while 31 sources show days-timescale variability (53 including possible days-timescale variability) among the 2002 observations. Considering the six possible combinations of 2002 observations, 18 of the possibly variable sources may not be variable, but again this could be an overestimate (see above).

Variability is more complicated to measure between observations using different instruments. This is because the change in effective areas at different energies may cause a source, with a spectrum different from that which is assumed, to appear to be variable even if it is not. To reduce this problem (and allow comparison with ROSAT results for some sources) we compare fluxes in the 0.5-2.5 keV band, rather than the broader 0.5-6 keV band, and only identify sources with 99.9% certainty of variability. We compute χ^2 as

$$\chi^2 = (F_{2002} - F_{2000})^2 / (\sigma_{2002}^2 + \sigma_{2000}^2)$$

using the upper or lower errors appropriately, and identify variability if $\chi^2 > 10.827$. These sources are indicated with a Y, for variability on timescales of years, in

¹⁸ We used ACIS_EXTRACT v. 3.5 to compute KS probabilities.

Tables 2, 3, and 5. Three sources in the 2000 data are not seen in the 2002 dataset, including W68 and two other possibly spurious sources. Some sources in the 2002 data would have been detected in the 2000 data had their emission remained constant, but are not detected in the 2000 data. To identify these sources we use equation 2 from Munro et al. (2003) to estimate the upper limits (at a signal-to-noise ratio of 3) at the locations of 2002 sources not detected in the 2000 data. We use background areas encircling 90% of the 1.5 keV energy, with radii approximated (for our limited range of off-axis angles) by $r = 2.65 - 0.14\theta + 0.18\theta^2$, r in pixels and θ in arcminutes. Sources with flux in 2002 more than 3 sigma above these upper limits are identified as clearly variable; we find five such sources.

We perform the same tests for the nine X-ray sources identified by Verbunt & Hasinger (1998) in the ROSAT data, taken between 1992 April and 1996 November. For these sources we recompute the ROSAT X-ray luminosities using the counts of Verbunt & Hasinger (1998), a 2 keV thermal plasma model, and PIMMS¹⁹. We approximate the upper limit of detectability to be the flux from X19 (the dimmest source within the core region) for other sources within the core. For sources outside the core we use the flux from X13 as an upper limit. In all cases we identify variability at the 99.9% level. The results of these tests are listed in Table 6, along with the conclusions from Verbunt & Hasinger (1998) about variability within the ROSAT dataset.

Ascertaining variability is of particular interest because some groups of X-ray sources in 47 Tuc are expected to show intrinsic variability, while others are not. Millisecond pulsars are not expected to show variability (on the timescales we can detect, using 3.2 second resolution times), and qLMXBs may not show intrinsic variability if their X-ray emission is generated by release of heat from their cores (Brown et al. 1998), although they may vary due to eclipsing behavior or variations in N_H column (Heinke et al. 2003b). On the other hand, CVs and ABs are expected to show a variety of variable behaviors, including flickering and flares (due to magnetic reconnection events in ABs). The hypothesis that most ABs in the X-ray luminosity range probed by these observations would appear as transient sources, flaring to detectability for a few hours and then dropping below our detection limit, is proven incorrect. Most ABs in our data are detectable in all observations of equal depth, and many show no evidence of variability even when >100 counts are detected.

The MSP 47 Tuc-O is identified as long-term variable (3.7σ) between the second and fourth 2002 observations, appearing to decrease continuously in flux from the second to the fourth observation. The MSP 47 Tuc-U is also possibly variable within the third 2002 observation, and 47 Tuc-R is possibly variable between observations in 2002. No physical mechanism has been proposed, to our knowledge, that would explain significant variability of the flux from these old MSPs on these timescales. We think it most likely that W39, only a few arcseconds from the core of the cluster, is a blend of 47 Tuc-O and another, variable X-ray source, most likely an AB (see Bogdanov et al. 2005, and Figure 2). A portion of our sources

are certain to be blends, and we have marked some likely confused sources in Table 2. 47 Tuc-R is only $1''.3$ from the brighter, variable source W24, which may cause a spurious detection of variability. For 47 Tuc-U we can say only that there is a reasonable probability that one MSP will be spuriously identified as possibly variable. The X-ray sources W6, W31, W71, W91, W96, and W97, identified as potential MSPs by Edmonds et al. (2003b), show variability or possible variability, and thus should be considered less likely MSP candidates. However, three of these (W6, W91, W96) are only classified as possibly variable.

We note that all sources with more than 1000 counts (13) are identified as variable, except for the qLMXB X7, the brightest source in the field (> 30000 counts), which shows no indication of variability within the 2002 data. This indicates that the mechanism driving the X-ray emission is probably different from that in Aquila X-1 and Cen X-4, where significant variability on short time scales is generally thought to be due to accretion (cf. Rutledge et al. 2002; Campana et al. 2004; Heinke et al. 2003b). X10 displays very strong periodic variability ($P=16804$ s), with a phased light curve (Fig. 5) similar to those seen in the magnetic CVs known as polars (Ramsay et al. 2004). The AB W47 and the CV W51 each show spectacular flaring behavior in the 2002 dataset, reaching an energy output of several 10^{33} ergs s^{-1} at the peak (Fig. 6). Searches for possible periodicities, long-term variability between the 2000 and 2002 *Chandra* observations (and ROSAT observations), and more detailed characterization of timing results, will be presented in future papers (Grindlay et al. 2004, in prep.).

4. RADIAL DISTRIBUTIONS

In order to understand how many of the sources we have detected are background sources vs. cluster members, we study the 2002 detected sources' radial distributions. (The 2000 data is significantly incomplete due to chip gaps, so we disregard it in this section.) The effective area of *Chandra*'s mirrors does not decrease significantly within our $2''.79$ (47 Tuc half-mass radius) survey area (effective area at $2''.79$ is $\sim 98\%$ of on-axis value for 1.5 keV photons, *Chandra* Proposer's Observatory Guide), and our covered area lies almost entirely (99%) on the ACIS-S3 chip. Thus our sensitivity does not change dramatically across our surveyed area. In Figure 7, we show the distribution of 0.3-8 keV counts vs. distance from the cluster center, both in core radii ($24''$) and in units of square arcminutes, where background sources should be evenly spread. Figure 7 and careful examination of the data indicate that essentially all sources above 20 counts (0.3-8 keV) have been detected (though in many cases we detect much weaker sources).

This is not strictly true where sources lie close enough together to overlap; the existence of 75 sources above 20 counts within the core of 47 Tuc produces a 3.5% chance of one of these sources landing within $0''.5$ of another source. This suggests that 2 or 3 sources above our detection limit within 47 Tuc's core are *unresolvably* confused with other sources (since the pixel scale of the ACIS detector is only $0''.492$). A further $\sim 6 - 7$ should be located within $1''$ of other sources,

¹⁹ Available at <http://asc.harvard.edu/toolkit/pimms.jsp>.

which may be recognized as confused sources inconsistent with the *Chandra* point-spread function. Many of these should be separable using more complicated detection algorithms, such as two-dimensional Kolmogorov-Smirnov tests (Metchev & Grindlay 2002); this work is in progress. An example of two sources that are confused in our source detection scheme is 47 Tuc-S and 47 Tuc-F, two radio MSPs located $0''.74$ from each other and detected as the single, clearly confused source W77. An additional 2-3 faint sources may also be lost within $2.3''$ of the three brightest sources in 47 Tuc, X7, X9 and X5, where the point-spread function wings are capable of obscuring sources at our detection limit. Thus, we probably miss some 12 sources from inside the core radius. We bear in mind these caveats in the analysis that follows.

We first estimate the background density. It can be seen directly from Figure 7 that the number of sources per square arcminute appears flat beyond roughly $100''$ (2.78 arcmin^2). A background level of 1.5 ± 0.3 sources arcmin^{-2} (error derived from Poisson statistics) gives an asymptotically flat cumulative excess of sources above the background beyond $\sim 100''$, for a total of 37 background sources within the half-mass radius. Therefore, the 24 sources with > 20 net counts that lie between $100''$ and the 47 Tuc half-mass radius are consistent with being background sources.

We estimate the expected background extragalactic source numbers from the cumulative number counts (0.5-2.0 keV band, where we detect nearly all of our sources) of Brandt et al. (2001),

$$N(> S) = 3970(S/10^{-16} \text{ ergs cm}^{-2} \text{ s}^{-1})^{-0.67 \pm 0.14} \text{ deg}^{-2} \quad (1)$$

which was derived from sources at the flux levels to which we are sensitive. Assuming a $\Gamma = 1.4$ photon index power-law spectrum (Giacconi et al. 2001; Brandt et al. 2001), and $N_H = 1.3 \times 10^{20} \text{ cm}^{-2}$, 20 counts is a 0.5-2 keV flux of $1.63 \times 10^{-16} \text{ ergs cm}^{-2} \text{ s}^{-1}$, giving 2860 ± 200 sources deg^{-2} . Thus, we should find 19 ± 4 background AGN above 20 counts within the half-mass radius. This is roughly half of the number of sources we detect, which suggests an enhancement over the deep-field number counts of Brandt et al. (2001). This level of enhancement is unlikely to be due to cosmic variance in extragalactic number counts (Kim et al. 2004). Below 20 counts, uncertainties on our flux measurements due to noise and confusion may cause a preferential shift of our fluxes to higher values (a version of Eddington bias, Murdoch et al. 1973; Muno et al. 2003), but this should not be a large problem above 20 counts since the slope of our overall luminosity function is relatively flat (see §6). This enhancement could be caused by background X-ray sources in the nearby Small Magellanic Cloud. Alternatively, these X-ray sources may reside in 47 Tuc's halo, either because they are relatively low-mass binaries pushed out by mass segregation, or because they were generated by primordial binaries in the distant halo (Davies 1997; Gendre et al. 2003). Some close binaries are known to exist in 47 Tuc's halo (Kaluzny et al. 1998; Weldrake et al. 2004), and blue stragglers in 47 Tuc's halo are thought to be generated by primordial binaries (Ferraro et al. 2004). The nature of this X-ray background population will be probed in future papers that

examine the full *Chandra* fields.

The radial distribution of objects in a dynamically relaxed cluster allows an estimate of the average mass of those objects, in terms of a mass ratio between the object and the average mass of the typical stars that define the central gravitational potential (Grindlay et al. 1984, 2002). Heinke et al. (2003c) describe a procedure for estimating the typical qLMXB mass from the spatial distribution of a sample of 20 probable qLMXBs in seven clusters. This procedure is based on maximum-likelihood fitting of a parametrized form to the radial profile of the source distribution. The key parameter is the ratio $q = M_X/M_*$ of the source mass to the mass of the typical stars that define the optical core radius. This approach assumes that the spatial distribution of these typical stars is well described by a classical King (1966) model, reasonable for 47 Tuc (Howell et al. 2000). Then the radial profile for the source density takes the form

$$S(r) = S_0 \left[1 + \left(\frac{r}{r_{c*}} \right)^2 \right]^{(1-3q)/2}, \quad (2)$$

where S_0 is an overall normalization and r_{c*} is the optical core radius determined for turnoff-mass stars (here we use $24''$). We correct the > 20 count source sample for background contamination using the estimate of 1.5 sources arcmin^{-2} , and the bootstrap resampling procedure described in Grindlay et al. (2002). The best-fitting value for $q = M_X/M_*$ is 1.63 ± 0.11 , consistent with the value of $q = 1.5 \pm 0.25$ found for soft sources in Grindlay et al. (2002), and the cumulative radial distribution is compared with this model in Figure 8. Restricting our sample to sources with > 40 counts, we find identical results, indicating that crowding in the core does not dramatically affect these results.

To estimate the mass of these sources requires an estimate of the mass of the core stars to which we are comparing our sources. The core radius we use is from Howell et al. (2000), which uses a limiting U magnitude of 18.11, or $V=17.6$. Using the model isochrones of Bergbusch & Van den Berg (2001) as displayed in Briley et al. (2004), the mass range included in Howell et al. (2000) is from $0.865 M_\odot$ to $0.915 M_\odot$. We take the average mass of the stars which determine the core radius of 47 Tuc to be $0.88 \pm 0.05 M_\odot$, allowing for some uncertainty in the modeling (e.g., in the distance to 47 Tuc). We also include the 8% uncertainty in Howell et al.'s core radius determination. Our result for the X-ray sources is an average mass of $M_X = 1.43 \pm 0.17 M_\odot$ for the X-ray sources. This is consistent with our expectations for a mixture of qLMXBs, CVs, ABs, and MSPs, all of which are significantly heavier than single main-sequence stars.

We can also constrain the masses of individual populations within the GO-8267 *HST* field, incorporating the radial incompleteness of the WFPC2 field. Including all 60 ABs and candidate ABs within this field produces $q = 1.12 \pm 0.10$, implying a typical mass $M_X = 0.99 \pm 0.13 M_\odot$. This is significantly lower (at the 4.6σ level) than the average q value of the X-ray sources as a whole, calculated above. This does not take into account our reduced sensitivity to X-ray sources in the cluster core. Restricting our fits to the 43 ABs with > 20 counts gives $q = 1.32 \pm 0.13$, only 2.4σ from the mean X-ray source q .

However, there is a correlation between X-ray flux and AB mass (Edmonds et al. 2003b), so that ABs brighter in X-rays may be expected to be more massive. Starting from the full sample of 60 ABs and candidates within the GO-8267 field of view, we exclude an inner core of increasing size, from 0 to 1.5 core radii. The value of q produced by each sample remains essentially the same (ranging from 1.10 to 1.14), leading us to conclude that the relatively low mass of ABs (compared to the average X-ray source) is robust.

We can perform the same test (with lesser significance) for the CV and MSP populations. For the 22 CVs and CV candidates within the GO-8267 field, we derive $q = 1.49 \pm 0.20$, inferring a mass of $M_X = 1.31 \pm 0.22 M_\odot$, consistent with our rough expectations for CVs containing heavy white dwarfs plus secondary stars. For the 22 MSPs and MSP candidates (not including R) in the GO-8267 field of view, we find $q = 1.42 \pm 0.16$, implying $M_X = 1.25 \pm 0.19 M_\odot$. This group seems less massive than expected, which suggests that several of the MSP candidates identified as possible MSPs by Edmonds et al. (2003b) are not actually MSPs (as suspected by Edmonds et al. 2003b).

For the 17 securely identified MSPs (not including R) with previously known positions (radially complete to $6'$, Camilo et al. 2000), we derive $q = 1.67 \pm 0.14$, implying $M_X = 1.47 \pm 0.19 M_\odot$. We can compare this number with the expected average mass of the known MSP binary systems in 47 Tuc, using the total mass of 10 binary companions ($1.33 \pm 0.11 M_\odot$, using a mean value of $1/\sin i$ of $4/\pi$, Chandrasekhar & Münch 1950; Backer 1998) to find an average neutron star mass of $1.39 \pm 0.19 M_\odot$. Comparing this with the average pulsar mass of $1.35 \pm 0.05 M_\odot$ (Thorsett & Chakrabarty 1999), we see that MSPs in 47 Tuc have not accreted a substantial amount of mass (less than $0.23 M_\odot$) during their recycling (in agreement with Thorsett & Chakrabarty 1999).

5. PHOTOMETRY

We produced an X-ray version of a color-magnitude diagram for the 2002 data (Fig. 9), plotting broad-band luminosity vs. the hardness ratio $2.5 \times \log[(0.5-1.5 \text{ keV cts})/(1.5-6 \text{ keV cts})]$ (GHE01a, Grindlay et al. 2001b; Pooley et al. 2002a,b). We found the most useful quantity for the y-axis to be the observed 0.5-6 keV flux, which we took from spectral fits to a VMEKAL model (§7 below) when sufficient counts were available for simple spectral fits. (We use the observed 0.5-6 keV flux, not correcting for absorption, since in many cases the N_H column is poorly determined.) Otherwise we used the X-ray luminosities computed using a 2 keV VMEKAL model (see §7), and the photon fluxes computed above (§2.3). (The actual luminosities will be dependent upon the intrinsic spectral shape. We choose a 2 keV VMEKAL model as a reasonable average for these spectra, since the hardness ratios are poorly constrained for these faint sources.) We have indicated all the major classifications of identified sources, and whether each source shows variability above the 99% confidence level within the 2002 data, or shows variability between the 2000 and 2002 datasets. This plot is qualitatively similar to the X-ray CMD shown in GHE01a for the 2000 data, but our choice of y-axis shifts the harder sources up on the diagram.

We have plotted this X-ray color-magnitude diagram

again in Figure 10, indicating X-ray sources located at distances beyond $100''$ by placing squares around the symbols (all but one of unknown type). These sources appear to be mostly background sources, and many are likely AGN. At least 64% of the background objects in the figure should lie beyond $100''$. We have also plotted the positions of various spectral models, with the known cluster absorption unless otherwise indicated. The equivalent hardness ratios from power-law spectra are indicated at the bottom, for several representative photon indices. Hydrogen-atmosphere neutron star models are plotted for a range of temperatures (in eV), assuming a 10 km radius (adding a contribution from a power-law spectral component would harden these spectra). Thermal plasma models (VMEKAL in XSPEC), using 47 Tuc elemental abundances, are plotted for a constant volume emission measure (VEM) of $2 \times 10^{55} \text{ cm}^{-3}$, for a range of temperatures in keV (indicated). The effect of increasing N_H upon a 10 keV thermal plasma spectrum (with a lower, arbitrary VEM) is indicated, for several values of N_H .

It can be clearly seen that most CVs and ABs follow the same trends in these diagrams. Above $L_X(0.5-6 \text{ keV}) = 10^{31} \text{ ergs s}^{-1}$, most are consistent with thermal plasma of 5-10+ keV. Below $L_X = 10^{31} \text{ ergs s}^{-1}$, their temperatures tend to decrease, but with increasing scatter (the scatter in the sources is significantly larger than the scatter due to counting statistics). For their hardness ratios, MSPs appear to be slightly brighter on average than most other source classes. Several sources are significantly harder than a thermal plasma spectrum can become without added absorption. Three of these sources are the known eclipsing CVs AKO9, W8, and W15 (GHE01a, Edmonds et al. 2003a; Knigge et al. 2003). The fainter hard sources are predominantly located beyond $100''$ from the cluster, indicating that many are background AGN with intrinsic absorption (as suggested by Grindlay et al. 2002).

Several bright soft sources can be identified, which do not follow our expectations. The bright and extremely soft CV X10 is discussed in §3 and §7 and is a likely magnetic CV showing a soft excess at its accreting magnetic pole(s). Few sources fall near the canonical H-atmosphere qLMXB track, which is well-populated in some other globular clusters (Heinke et al. 2003c). For the known qLMXB X7 this can be explained by the effects of photon pileup in the detector artificially hardening the spectrum. For the eclipsing qLMXB X5, this is due to a large and highly variable gas column as well as pileup hardening. We have indicated (with dotted lines) the shifts in X-ray color for the known qLMXBs X7 and X5, by computing their X-ray color during subarray exposures, where the effects of pileup are decreased (for X5, we use only OBS_ID 3385, in which X5 is brightest). We also identify three unusual, moderately bright yet soft sources (W37, X4 or W125, and W17). These sources could be qLMXBs if they have very large gas columns or significant nonthermal spectral components. We address these sources further in §7, and in Heinke et al. (2004).

We constructed color-color plots, using different hardness ratios of the form $(H-S)/(H+S)$, with the bands 2.0-8.0 keV=H, 0.8-2.0 keV=S (HR1), 0.8-2.0 keV=H, 0.3-0.8 keV=S (HR2) and 2.0-8.0 keV=H, 0.3-0.8 keV=S (HR3). We select these bands in order to maximize the

differences between a thermal plasma model and emission in the form of a power-law. At low temperatures thermal plasma (even at the low metallicity of 47 Tuc) will show a relatively larger flux in the 0.8-2.0 keV band due to Fe L-shell line emission (see Fig. 11, showing the spectra of a typical faint AB and an MSP). Since we expect the spectra of faint, soft ABs and CVs to be generated by hot optically thin plasma, this allows some differentiation between them and MSPs, which should not show Fe L-shell line emission.

In Figure 12 we plot HR2 against HR3 for the subset of sources with more than 30 total counts (including all known MSPs). We exclude faint sources in order to decrease the scatter. Source symbols are the same as in Figure 10. Errors are indicated for all MSPs, and a few other relatively faint representative sources. A clear difference can be seen in the distributions of ABs and CVs in the diagram vs. the distribution of MSPs. We have overplotted the locations of three spectral models for a range of parameters: a thermal plasma model with 47 Tuc abundances (VMEKAL), a hydrogen-atmosphere neutron star model (since the normalization is not relevant, this is appropriate for the surface of either MSPs or qLMXBs), and a power-law with specified photon indices. We have also indicated the effect of increasing N_H for a 10 keV thermal plasma model.

It is clear from Figure 12 that a thermal plasma model, with temperatures generally between 0.7 and 10 keV, is a reasonable description of the colors of most of the ABs and CVs (some with increased N_H), and a large number of the unknown sources. The MSPs, on the other hand, lie between the tracks for hydrogen-atmosphere neutron star models and power-law models. Grindlay et al. (2002) used a similar color-color method on the 2000 data alone to indicate that the MSPs in 47 Tuc were dominated by thermal emission. Here we see that a two-component spectrum is likely to best explain the overall data, including a hydrogen-atmosphere model between 75 and 175 eV and a power-law component with photon index between 3 and 1.5. The MSP spectra and colors are analyzed in detail in Bogdanov et al. (2005a).

It appears that the unknown sources have X-ray colors similar to the identified sources. We attempt to constrain the relative fractions of the unidentified sources by comparison with the colors of known sources in §8.

6. LUMINOSITY FUNCTIONS

We construct luminosity functions for the X-ray sources seen in the 2002 data using the 0.5-2.5 keV fluxes from Table 2. We show the cumulative luminosity functions of each source class in Figure 13, and the differential number counts in Figure 14. We also plot the expected background counts, using the extragalactic source density from Brandt et al. (2001). Our putative completeness limit is $L_X(0.5-2.5 \text{ keV}) = 8 \times 10^{29} \text{ ergs s}^{-1}$, although many sources are detected below this limit. The inset of Figure 13 illustrates the luminosity function of the apparent background sources, which is substantially above the expected extragalactic counts. Significant cosmic variance is not seen in extragalactic *Chandra* source counts (Kim et al. 2004), so another population of objects is indicated, which may be halo sources in 47 Tuc (Davies 1997). If so, the resemblance of their luminosity function to ABs suggests they are primordial short-

period ABs, and represent the progenitor population to the halo blue stragglers (Ferraro et al. 2004). Figure 14 also shows the sources in each luminosity bin which we identify as variable or possibly variable.

The forms of the MSP and qLMXB differential luminosity functions do not appear to resemble power-laws. The MSPs were not X-ray selected, and qLMXBs have not been observed at luminosities below those of our faintest candidate qLMXBs. We describe the luminosity functions of these two groups with lognormal distributions rather than power-laws, while we fit the total source numbers, background sources, CVs and ABs with power-law distributions, using the maximum-likelihood formalism of Crawford et al. (1970). To avoid Eddington bias strongly affecting the low ends of our luminosity functions, we fit the luminosity functions only for sources with $\gtrsim 25$ counts, or $10^{30} \text{ ergs s}^{-1}$ for our data (Murdoch et al. 1973).

For the total source population of 47 Tuc, we find a good power-law fit, $N(> S) \propto S^{-\alpha}$, with $\alpha = 0.71 \pm 0.05$, consistent with the fit reported by Pooley et al. (2002b), $\alpha = 0.78_{-0.17}^{+0.16}$. For the AB population, our fit gives $\alpha = 0.88 \pm 0.14$. We note that the median X-ray luminosity for BY Draconis systems in the field is $1.6 \times 10^{29} \text{ ergs s}^{-1}$ (Dempsey et al. 1997), so we anticipate many more ABs in 47 Tuc below our detection limit. For the background sources, the calculated index is 0.94 ± 0.22 . This is significantly steeper than the extragalactic luminosity function of Brandt et al. (2001, see Eq. 1), as can be seen in Figure 13.

The CV luminosities can be described by a power-law with $\alpha = 0.31 \pm 0.04$. The CVs can also be described by a lognormal distribution with mean $\log L_X(0.5-2.5 \text{ keV}) = 31.2$ and standard deviation $\sigma_{\log L_X, CV} = 0.67$. This is substantially brighter than the average X-ray luminosities of galactic CVs, as discussed in Edmonds et al. (2003b). However, since the known CVs are identified only from the (relatively bright) X-ray sources in GHE01a, we do not yet know the true distribution of CV X-ray luminosities in 47 Tuc.

The (five) qLMXB (and candidate) X-ray luminosities have a mean $\log L_X(0.5-2.5 \text{ keV}) = 32.1$ and standard deviation $\sigma_{\log L_X, qLMXB} = 0.7$. The MSP luminosities have a mean $\log L_X(0.5-2.5 \text{ keV}) = 30.6$ and standard deviation $\sigma_{\log L_X, MSP} = 0.28$ (derived without the unresolved pairs F/S and G/I, which are consistent with this distribution). MSPs in the field often have rather uncertain distances. This may be the best test of the luminosity distribution of old MSPs, since the distance and reddening to these MSPs are well-known.

7. SPECTRAL ANALYSIS

We modeled the spectra of sources with more than ~ 30 counts between 0.35 and 8.0 keV (147 sources), using the ACIS_EXTRACT automated spectral fitting script (Broos et al. 2002) and XSPEC v. 11.3. We binned the data using at least 10 counts per bin, and used χ^2 statistics. We tried several spectral models, including power-law, blackbody, bremsstrahlung, and one-temperature mekal continuum models (Mewe 1991) modified by the PHABS photoelectric absorption model. In all cases we constrained the hydrogen column to $\geq 1.3 \times 10^{20} \text{ cm}^{-2}$, the known cluster value (Gratton et al. 2003). The model expected to best physically describe cata-

clismic variables and chromospherically active binaries is a thermal plasma model (comprising a bremsstrahlung continuum plus emission lines), which we characterize by a variable-abundances mekal model (VMEKAL in XSPEC). We fix the abundances of this model to appropriate values for 47 Tuc; $[\text{Fe}/\text{H}]=-0.70$ (20% solar), $[\text{O}/\text{Fe}]=0.50$ (60% solar), and $[\text{Si}/\text{Fe}]=0.30$ (40% solar) (Carney 1996; Salaris & Weiss 1998). We assume C, N and O have similar abundances; Ne through Ca have similar abundances; and that Fe and Ni have the same abundance. We present the results of our VMEKAL spectral fits to the 2002 data in Table 7, and to the 2000 data in Table 8. Detailed analyses of these spectra (including time-resolved spectra for variable sources) and timing properties of all sources will be the subject of additional papers. In the following we look at some general properties of the VMEKAL spectral fits to the 2002 data, and briefly discuss some individual sources.

7.1. Spectral properties

147 sources had sufficient counts for simple spectral fitting. Most of the spectra were reasonably well-fit (null hypothesis probability, or *nhp*, $>5\%$) by the power-law (133/147 sources) and bremsstrahlung (129/147 sources) models, while the single-temperature VMEKAL model resulted in slightly fewer (105/147) good fits. However, the VMEKAL model returns values of N_H near the known cluster value for most ABs, unlike the power-law model. We anticipate most ABs should not suffer enhanced extinction, and choose the VMEKAL model as the most physical description for many of our sources. We show histograms of the derived temperatures for members of various source classes in Figure 15, along with the numbers of sources showing poor spectral fits. Multiple temperature plasmas may be required to understand some source spectra, while others are not expected to be well-described by thermal plasmas at all (specifically MSPs and qLMXBs). We note that most (13/16) of the known MSPs, and all five qLMXBs or qLMXB candidates, are poorly fit by thermal plasma models. One-third (7/21) of the fitted CVs are poorly fit; this is partly due to their generally very high statistics (exposing calibration uncertainties) and partly due to complex models required to describe some of the brighter sources (see below). Other groups were better fit: only 3/22 ABs, 1/7 candidate MSPs, 2/7 candidate CVs, none of the 15 sources beyond $100''$, and 11/40 of the remaining unidentified sources were badly fit.

We also plot the best-fit temperature against the 0.5-6 keV X-ray luminosity in Figure 16. We see a correlation between temperature and X-ray luminosity generally followed by both ABs and CVs. For CVs we expect that both temperature and luminosity may increase with the white dwarf mass (Wu et al. 1995; Cropper et al. 1998). No correlation of either temperature or luminosity with accretion rate has been found in previous studies (see van Teeseling et al. 1996). We note that there are several well-fit CVs with temperatures which clearly lie below 10 keV. This may imply that their white dwarf masses lie below $0.4 M_\odot$, or that they have relatively high rates of cyclotron cooling (Wu et al. 1995). The qLMXB candidates appear to have unusually low temperatures and high X-ray luminosities compared to other X-ray sources, and are poorly fit by plasma models (see also below).

Most of the X-ray sources are consistent with the cluster N_H value in the VMEKAL fits, but several are clearly not. We plot the derived N_H values from our thermal plasma fits in Figure 17, plotting errors only where the derived N_H is not consistent with the cluster value, and where the fit produces $\chi_\nu^2 < 2.0$. Several categories of X-ray sources tend to show enhanced N_H ; CVs, likely background sources, and candidate ABs. The likely background sources should contain extragalactic AGN, which are often highly absorbed, so their N_H values are not surprising.

Twelve of 22 known CVs require intrinsic N_H columns. The known eclipsing CVs AKO9, W8, and W15 (Edmonds et al. 2003b) clearly show very high N_H , as expected for an edge-on inclination; W33 appears to have a similarly high N_H value, suggesting a similarly high inclination. The enhanced N_H values for most of the other bright CVs, near 10^{21} cm^{-2} , indicate that we are seeing absorption from gas within these systems. Nonmagnetic systems at low inclination appear not to require enhanced N_H beyond that expected from interstellar material (Verbunt et al. 1997; Eracleous et al. 1991; van Teeseling et al. 1996). On the other hand, the moderately magnetic systems known as intermediate polars or DQ Hers often show increased N_H (Norton & Watson 1989) and tend to have higher X-ray luminosities (though this may be affected by selection effects, Verbunt et al. 1997). It has already been suggested that X-ray bright CVs in globular clusters may be preferentially magnetic systems (Grindlay et al. 1995; Edmonds et al. 1999, 2003b), and the enhanced N_H values tends to support this conclusion.

We are surprised by the intrinsic absorption seen in 5 of the 6 candidate ABs identified by Edmonds et al. (2003b), including W24, W54, W168, W4 and W141. These systems were identified as possible RS CVn due to their proximity to bright stars, subgiants or giants, which were saturated in the GO-8267 *HST* dataset. The discovery that their X-ray spectra are also special indicates that the bright stars are indeed related to these X-ray sources. (If the proximity of these X-ray sources to bright stars were due to coincidence, then these X-ray sources should not have a unifying X-ray characteristic.) We speculate that the enhanced N_H may be due to dense winds from the giant or subgiant stars. We have not, however, confirmed these stars to be RS CVn; other explanations, such as symbiotic stars (white dwarfs accreting from giant star winds), are still possible. These stars are likely to be amenable to ground-based optical photometry and spectroscopy, unlike the majority of X-ray counterparts in 47 Tuc.

The enhanced N_H from six ABs is also not understood. The brightest, W47, is a known semidetached W UMA binary, indicating that Roche lobe overflow is occurring and may be responsible for the occulting gas. Enhanced N_H has been observed for several chromospherically active stars (Favata & Schmitt 1999; Maggio et al. 2000) at the level of $10^{19}-10^{20} \text{ cm}^{-2}$, and has been attributed to coronal mass ejections. However, some of our ABs show $N_H \sim 10^{21} \text{ cm}^{-2}$, 10 times higher than observed in field systems.

7.2. Individual sources

We briefly discuss a few sources which are poorly fit by a thermal plasma model, and have unusual values for their best-fitting parameters. The two bright qLMXBs X5 and X7 are very badly fit, partly due to the effects of pileup on their very soft spectra, which we do not model here (Heinke et al. 2003b). (We note that the modeling of the hard spectra of the other relatively bright sources is less affected by pileup.) Hydrogen-atmosphere modeling using the XSPEC pileup formalism provides excellent fits to these spectra; this fitting is discussed in Rybicki et al. (2005, in preparation). Most of the rest of the sources can be fit by two-component spectra; we discuss the most interesting ones below.

7.2.1. CVs

The CV X9 (W42), the brightest non-qLMXB in the cluster, shows a peculiarly strong emission line at 0.65 keV, tentatively identified with O VIII, on a hard continuum. To model this spectrum requires two mekal components of similar emission measures, one at 0.25 and one at >17 keV, with abundances set to those of the cluster. However, this does not result in a good fit, primarily because the spectrum contains so many counts (20,000) that calibration residuals are clearly apparent. We note, in accord with Sanders et al. (2004), significant residuals between 1.3 and 2.3 keV, and an overestimate of the flux around 0.4 keV. We also see a significant underprediction of the flux above 6 keV, which cannot be accounted for by pileup, since it is also present in the spectrum generated from subarray observations. Some of this excess may be due to calibration errors. Most of the excess can be accounted for by adding a third plasma component, hidden behind a column of $10\text{--}100 \times 10^{22}$ H cm $^{-2}$. This would be consistent with partial covering models often invoked for the intermediate polar subset of CVs (Norton & Watson 1989), and the possible detection of a 218 s period by GHE01a, which they suggested indicated a DQ Her classification. We show this model in Figure 18. In any case, X9's luminosity and apparent spectral hardness are similar to the Galactic center systems discussed by Munro et al. (2003, 2004).

The bright CV X10 (W27) exhibits a rather soft spectrum, poorly fit by single component models. It is the brightest source in the cluster in the poorly calibrated 0.1-0.3 keV band, having 1240 counts in that band (compared to 732 for the bright, soft qLMXB X7), and we believe that correct understanding of its spectrum cannot be accomplished without including these soft X-rays. A spectral fit using two mekal components (at 0.39 ± 0.03 and > 14 keV), plus a blackbody with $kT = 53 \pm 4$ eV, provides a good fit above 0.5 keV, and a reasonable fit to most of the data below 0.5 keV (Fig. 18). An apparently uncalibrated feature at 0.4 keV is present in the data from other bright 47 Tuc sources (notably X7), and in ACIS-S spectra of the Crab Nebula (OBS.ID 2000). X10's spectrum is consistent with those seen from other polars, having a soft blackbody-like feature from the white dwarf surface in addition to a multitemperature accretion column (Ramsay et al. 2004). Detailed time-resolved analysis of this source, the first polar CV to be identified in a globular cluster, will be presented in Heinke et al. (2005, in prep). We note that both CVs X9 and X10 require plasma components with temperatures above 10 keV, showing that they too may follow

the empirical relation between X-ray luminosity and kT described above (§ 7.1).

The CVs W33 and AKO9 (W36) are not well-fit by mekal or power-law spectra. Both also have hard colors (see §8 below), like the eclipsing absorbed CVs W15 and W8 (GHE01a). AKO 9, however, appeared quite soft in the 2000 dataset. Spectral fits to AKO 9 require at least two plasma components ($kT = 0.6$ and 10 keV), with the higher temperature component requiring additional absorption by a column of at least 3×10^{22} H cm $^{-2}$. This is consistent with AKO 9's known eclipsing behavior (Edmonds et al. 1996; Knigge et al. 2003), which implies that we see the accretion impact zone on the white dwarf (Patterson & Raymond 1985) through the edge of the accretion disk. The 2000 data shows only one, unabsorbed component, best fit at 0.3 keV; if the second, high-temperature component is present, it must be even more heavily absorbed (see Fig. 18). W33 also requires absorption by two different columns; a mekal model with temperature 1.8 keV, 95% covered with 6×10^{22} H cm $^{-2}$ (the remainder covered with 0.3×10^{22} H cm $^{-2}$) gives a good fit. The origin of the low-temperature components is unclear; perhaps they are scattered in an extended region, as observed in other CVs (Mukai et al. 2003; Pratt et al. 2004). For comparison with the relatively unusual spectra of X9, X10 and AKO9, we also show the relatively simple spectrum of the bright CV X6, fit by a thermal plasma with $kT = 6.8 \pm 0.8$ keV and $N_H = 10.5 \pm 1.0 \times 10^{20}$ cm $^{-2}$. Additional details on the spectra of all the 47 Tuc CVs will be presented in future papers.

7.2.2. Additional qLMXBs?

The three sources W37, W17 and X4 (W125) have unusual locations in our X-ray CMD (Fig. 9), and show poor fits ($\text{nhp} < 5\%$) to thermal plasma models (Table 7). Fitting them with two-component thermal plasmas gives an acceptable fit for X4, but not for the other two. W17 and X4 are also poorly fit by blackbody, bremsstrahlung, and powerlaw models. These three sources are also the three brightest X-ray sources ($L_X \sim 4 \times 10^{31}$ ergs s $^{-1}$) without known optical IDs in 47 Tuc. We note that W17 is suggested as a possible qLMXB by Edmonds et al. (2003a). Quiescent LMXBs have been identified at X-ray luminosities as low as 10^{31} ergs s $^{-1}$, and with relatively hard spectra (Campana et al. 2002; Tomsick et al. 2004). Fits of hydrogen-atmosphere models plus power-laws to W17 and X4 give implied surface radii (12_{-4}^{+10} and 7_{-1}^{+4} km respectively) consistent with 10-13 km, as expected for neutron stars (Lattimer & Prakash 2001), and power-law photon indices of 1.9, similar to those observed for qLMXBs in the field (Rutledge et al. 2002). W37's time-averaged spectrum is also well-fit by a hydrogen-atmosphere plus power-law model, but the implied radius is only $1.7_{-0.3}^{+0.6}$ km. However, W37 shows some of the most dramatic temporal and spectral variability in 47 Tuc, and time-resolved spectra show consistency with a 10 km radius for the thermal component. In a companion paper (Heinke et al. 2004), we show that W37's variability is due to varying N_H and eclipses, and argue that W17, X4 and W37 are qLMXBs.

8.1. MSPs

For the first time, we have clearly detected in X-rays all MSPs in 47 Tuc with radio timing positions that are not located within $1''$ of another MSP. This allows us to measure the luminosity function for MSPs in 47 Tuc, describing them as a lognormal distribution with mean $\log L_X = 30.6$ and standard deviation $\log L_X = 0.28$ (0.5-2.5 keV).

We compare the 0.5-2.5 keV and 0.5-6 keV X-ray luminosities (from Table 2) of the individually detected MSPs to their radio pseudoluminities (Camilo et al. 2000), to look for any correlation. For MSPs which do not have listed pseudoluminities in Camilo et al. (2000) we use their upper limit estimate of 0.04 mJy kpc^2 . We show the radio pseudoluminities and X-ray 0.5-6 keV luminosities in Figure 19. Using a Spearman rank-order test (Press et al. 1992), we find statistically insignificant negative correlations (rank correlations $r_s = -0.05$ and -0.01 for 0.5-2.5 and 0.5-6 keV luminosities respectively, with probabilities of chance occurrence of a correlation of this strength being 86% and 98%). This analysis includes rough estimates of the pseudoluminities of three MSPs (W, R and T) which do not have measured flux densities listed in Camilo et al. (2000). Leaving out these three, we find statistically insignificant positive correlations (rank correlations $r_s = 0.07$ and 0.14 , chance probabilities 82% and 69%).

We conclude that we see no correlation of the radio pseudoluminities from 47 Tuc MSPs with their X-ray luminosities, in agreement with Grindlay et al. (2002). This is not unexpected, since the X-ray emission from 47 Tuc MSPs is largely thermal radiation from the surface (Grindlay et al. 2002) while the radio emission originates in magnetospheric processes above the neutron star. This lack of any correlation between X-ray and radio signals indicates that additional MSPs in 47 Tuc will probably have X-ray luminosities similar to those MSPs which have already been identified. Some MSPs in 47 Tuc may have qualities which make them particularly difficult to detect in the radio, such as extremely short (less than 2 millisecond) periods, or radio eclipses covering large parts of the orbit. Very short-period MSPs might be expected to have relatively large spindown luminosities, and probably relatively high X-ray luminosities. Those MSPs in 47 Tuc which eclipse also tend to have relatively high X-ray luminosities (W, O and J are among the four X-ray brightest MSPs in 47 Tuc). It thus seems likely that MSPs with such qualities would be more, rather than less, X-ray luminous.

Among the 12 candidate MSPs listed by Edmonds et al. (2003b), W99 is identified as a cosmic ray in the 2000 data, not a real source. Four exhibit variability within the 2002 observations (W6, W96, W31, W91), and the last three of these show colors rather different from the majority of the known MSPs. W97, W95, and W115 appear much fainter in 2002 than the known MSPs ($L_X < 1/2$ that of MSP 47 Tuc-T, the faintest X-ray MSP known). This leaves W5, W28, W142, W34, and possibly W6 as excellent MSP candidates within the GO-8267 *HST* field and GHE01a source list. We identify another group of possible MSP candidates by their failure to be well-fit by VMEKAL models, together with their location in the color-color

diagram. These additional MSP candidates are W10 (also a possible CV candidate), W65, W90, W40, W83, W6, W84, W253, W249, W303, W200, and W279. These 12 objects are likely to contain some MSPs, but may also contain some other objects.

8.2. ABs

It has generally been believed (GHE01a) that ABs only appear as X-ray sources in globular clusters briefly, during flares, and then disappear. This survey indicates that ABs can maintain relatively high X-ray luminosities over a period of weeks. One of the brighter ABs (W41, $L_X > 2 \times 10^{31} \text{ ergs s}^{-1}$) was not detected as variable within our observations on any timescale. Although many ABs do show flaring behavior, their lightcurves are not easily distinguishable from those of CVs (see Figure 6).

Thirty-one ABs have been newly identified as X-ray sources in 47 Tuc, and additional *HST* ABs will surely be identified using new and archival *HST* imaging. We note that of the eight classes of variables in 47 Tuc discussed by AGB01, we have detected 11 of 15 W UMa binaries, five of six red straggler variables, eight of ten eclipsing binaries, and 24 of 69 BY Draconis stars as X-ray sources. X-ray observations are apparently highly effective at identifying short-period binaries in globular clusters.

8.3. Background sources

In §4, we showed that the distribution of sources with greater than 20 counts is consistent with a flat distribution beyond $100''$ out to our 2'79 limiting survey radius. Thus, these sources are likely to be background, in that they are not a dynamically relaxed component of 47 Tuc. However, in §6 we showed that they are more numerous than the expectations for extragalactic background sources. Several explanations are possible, of which the most interesting is the possibility that some of these sources are associated with the halo of 47 Tuc. If they are halo sources, they are probably CVs and ABs formed by primordial binaries (Davies 1997; Gendre et al. 2003). Such a two-component distribution of interacting binaries has already been inferred for blue stragglers in M3 and 47 Tuc (Ferraro et al. 1997, 2004). We note that only one X-ray source (W211, a faint AB) has been identified beyond $100''$ in 47 Tuc. A future study will examine the sources beyond the half-mass radius of 47 Tuc, to determine whether a substantial halo population exists.

Our sensitivity to faint X-ray sources drops off as we approach the crowded core of 47 Tuc. Thus, extrapolating the numbers of detected sources beyond $100''$ (55) to the area inside that limit will overestimate the number of background sources we have detected. A detailed analysis of our sensitivity limit through artificial-source simulations, required to understand the effects of crowding, is beyond the scope of this work. We estimate the total number of X-ray-detected background objects within the half-mass radius of 47 Tuc to be ~ 70 .

8.4. Unidentified sources: Total number of MSPs

We have identified several differences between the MSPs in 47 Tuc and the other source classes. In this section, we attempt to estimate the makeup of a subset of the unidentified sources by comparing their properties with those of the identified sources, with the goal of

constraining the number of MSPs in 47 Tuc. We consider 120 sources with between 30 and 350 counts and sufficient spectral bins for spectral fitting, which include all individually identified MSPs (and no qLMXBs). We specify five classes: identified MSPs (16), ABs (27), CVs (7), likely background sources (those beyond $100''$; 14), and the remaining unidentified sources (including CV, MSP and AB candidates; 56). To constrain the total numbers of a source population, we require that the identified members were identified by a process which does not depend on X-ray characteristics, and that unidentified members have similar X-ray characteristics (colors, luminosity, variability) to identified members. Given the measured X-ray luminosities of MSPs, the fact that all MSPs with a known position were detected in our data, and the lack of correlation between MSP X-ray luminosities and radio pseudoluminosity, we expect nearly all additional unidentified MSPs to fall among our studied subsample, and to have similar properties to the detected MSPs. These criteria are not satisfied by CVs and ABs, so we cannot effectively constrain their populations by this method; see § 8.5.

Our method is based on the assumption that the unidentified sources are composed of a combination of sources similar to the identified sources,

$$u = ka + lb + mc + nd \quad (3)$$

with u being the number of unidentified sources, a , b , c , and d the numbers of MSPs, ABs, CVs, and background sources, and k , l , m , and n ratios of unidentified to identified sources of each nature. We further assume that for each subset i of sources identified by some property (such as variability), we can write

$$u_i \approx ka_i + lb_i + mc_i + nd_i \quad (4)$$

with u_i being the number of unidentified sources sharing a property, a_i being the number of known MSPs sharing this property, and ka_i being the number of MSPs among the unknown sources sharing this property. Thus we assume that the ratio of the number of known MSPs sharing a property to the number of unidentified MSPs sharing that property is the same (within errors determined by binomial statistics) as the ratio of the total number of known MSPs to the total number of unidentified MSPs.

We perform a least-squares fitting of the numbers of objects of each class to the total number of unidentified objects, within a number of groups. We define these groups by one of the following properties: the sources are variable, or nonvariable; the VMEKAL spectral fit is adequate, or it is poor (nhp <5%); or the X-ray colors are within one of three ranges (HR2<0.2 & HR3<-0.5; HR2>0.2 & HR3<-0.5; HR3>-0.5). Each of these groups is subdivided into two subgroups, including sources with 30–100 counts, and those with 100–350 counts, making a total of 14 groups. We define our merit function

$$\chi^2 = \sum_{i=1} \frac{(-u_i + ka_i + lb_i + mc_i + nd_i)^2}{\sigma_{u_i}^2 + k^2\sigma_{a_i}^2 + l^2\sigma_{b_i}^2 + m^2\sigma_{c_i}^2 + n^2\sigma_{d_i}^2} \quad (5)$$

where σ_{a_i} is the uncertainty on the random variable a_i , computed according to the binomial 1σ limits of equations 21 and 26 of Gehrels (1986). We take the relevant rates to be a_i and $a - a_i$ for computation of these binomial

errors. We vary n within the range 0.56 ± 0.11 , based on the background number density from § 4 and the geometric areas within and outside $100''$, to appropriately scale the numbers of background sources we should detect. We vary k , l , m and n to find the lowest value of χ^2 , and define our (enclosed 68% confidence) errors as $\Delta\chi^2=1$.

Forcing the coefficients k , l , and m to be identical for the 30–100 count bin and the 100–350 count bin, we derive $k = 0.20_{-0.2}^{+0.6}$, $l = 1.75_{-0.35}^{+0.35}$, $m = 0^{+0.8}$, or 3_{-3}^{+10} additional detected MSPs, 47_{-9}^{+9} additional ABs, and 0^{+6} additional CVs within this luminosity range. The limit on CVs is not a believable constraint, because we anticipate that some faint CVs may resemble ABs in their X-ray properties (see §7). Some MSPs may be confused with other sources as bright as themselves. This affects the known MSPs equally (two pairs are confused), and thus we multiply our MSP predictions by 1.125 to account for undetected sources. We arrive at $(16+3) \times 1.125 = 22_{-4}^{+7}$ total MSPs in 47 Tuc, with a 95% confidence single-sided upper limit of 40 MSPs.

This fit effectively incorporates some information about the luminosity functions, which are not well-determined for CVs and ABs, into the fitting. We relax the requirement that k , l and m be equal both for sources with more than 100 counts and those with less than 100 counts, by performing the fits separately for sources above and below 100 counts and combining the results. We find 30_{-12}^{+14} MSPs, 95% confidence upper limit of 54. Including all 132 sources between 30 and 350 counts, and excluding information about the quality of spectral fits, we find 18_{-0}^{+15} MSPs, 95% confidence upper limit 45, or 27_{-9}^{+16} MSPs and upper limit 57 if k , l and m are not held equal for both bins (thus ignoring both spectral fit and luminosity information). Considering these various estimates, we suggest 25 as the most likely number of MSPs in 47 Tuc, and 60 as a conservative upper limit. A total of 22 MSPs are known through radio studies of 47 Tuc (four without known positions), providing an independent lower limit on the number of MSPs in 47 Tuc that is close to our predicted value.

MSPs that are continually enshrouded in ionized gas from their companion and thus invisible to radio searches (similar to 47 Tuc-V and W, Camilo et al. 2000; Freire 2004), or in highly accelerated orbits, or with submillisecond spin periods, will be included in this estimate if their X-ray properties are similar to those of the known MSPs. However, MSPs completely enshrouded in ionized gas may have hard X-ray spectra, caused by a shock from the pulsar wind interacting with the gas from the companion (as indicated for 47 Tuc-W, Bogdanov et al. 2005b). This would alter the X-ray properties of these enshrouded MSPs, so they would not be counted in our census. However, the X-ray luminosity from the wind shock must be much larger than the thermal MSP X-ray emission to dominate the X-ray spectrum, so such MSPs should be relatively bright ($L_X(0.5-6 \text{ keV}) \gtrsim 10^{31}$ ergs s⁻¹, like 47 Tuc-W). There are only 6 unidentified sources within $100''$ of 47 Tuc with $L_X(0.5-6 \text{ keV}) > 10^{31}$ ergs s⁻¹, which limits the numbers of such enshrouded MSPs possible in 47 Tuc.

Because the X-ray beaming fraction is close to unity (Bogdanov et al. 2005a), our result constrains the radio

beaming fraction to $\gtrsim 37\%$ (in accord with the predictions of Lyne & Manchester 1988). We note that our constraint on the total number of MSPs in 47 Tuc is in agreement with recent studies using optical identifications of X-ray sources (Edmonds et al. 2003b), and limits on the integrated radio flux from the cluster (McConnell et al. 2004), which argue that the total number of MSPs in 47 Tuc is probably $\lesssim 30$.

If we assume that MSPs are subject to the same scaling with close encounter frequency as LMXBs and qLMXBs (Verbunt & Hut 1987; Johnston et al. 1992; Pooley et al. 2003; Heinke et al. 2003c), then our result predicts of order 700 MSPs in the Galactic globular cluster system. This comes from the fact that 47 Tuc contains 3.6% of the total close encounter rate of the Galactic globular cluster system (Heinke et al. 2003c). Predictions of substantially larger numbers of MSPs (e.g., 10,000 in Kulkarni et al. 1990) have been used to argue that the MSP birthrate is too high to be explained solely by their formation in LMXB systems. Our estimate helps alleviate the discrepancy between LMXB and MSP birthrates. We note, however, that another important factor in reconciling these birthrates may be the prediction that many MSPs were formed in the distant past through the evolution of intermediate-mass X-ray binaries (Podsiadlowski et al. 2002).

Edmonds et al. (2002a) showed that 47 Tuc-W has probably exchanged the companion which originally spun it up to millisecond periods for another, main-sequence companion. Grindlay et al. (2002) argued that this was also a likely scenario for the eclipsing MSP J1740-5340 in NGC 6397. Freire (2004) suggested that all the six observed eclipsing, low-mass ($M_c \sim 0.1 - 0.3 M_\odot$) binary pulsars, which are only observed in globular clusters, have undergone this interaction. (We follow Freire in using low-mass binary pulsars to mean those with companion masses $> 0.1 M_\odot$, as opposed to very low-mass binary pulsars with lower companion masses.) If this rate of exchanges is typical of neutron stars in general, Freire (2004) showed that this implied that about 7.5% of the neutron stars in MSP-forming clusters may have been recycled into MSPs. This calculation is particularly applicable to 47 Tuc, which apparently has two eclipsing low-mass binary pulsars (Freire 2004, 47 Tuc-W and probably V) among 22 known radio MSPs. (It is also supported by recent theoretical work, such as Ivanova et al. (2004), which produce recycling rates of 5-13% in globular cluster models.) Dividing our estimate of 25 MSPs in 47 Tuc by 0.075, we estimate that of order 330 neutron stars exist in 47 Tuc. This number carries large systematic uncertainties that we conservatively estimate as a factor of four. However, we believe that this is the first estimate driven purely by observations of the total number of neutron stars in a globular cluster. This estimate significantly alleviates the long-standing problem of neutron star retention in globular clusters (Pfahl et al. 2002a), especially when combined with our current understanding of neutron star kick distributions (Arzoumanian et al. 2002; Pfahl et al. 2002b).

8.5. Unidentified sources: CVs vs. ABs

Since the physical origin of the X-ray emission is similar for ABs and CVs (i.e., thermal emission from optically thin gas), it is difficult to clearly separate them.

The X-ray properties of identified CVs also may differ from those of unidentified CVs, since the known CVs are X-ray selected.

An alternative approach to separating the CVs and ABs is to extrapolate from the identified objects in the GO-8267 *HST* field of view to the remaining sources. The GO-8267 dataset is the most sensitive for detection of both ABs and CVs, due to its extensive time series information, although several CVs have been identified in other *HST* datasets. 153 X-ray sources (in the 2002 data) lie in the GO-8267 field of view, of which 57 are known ABs (26 identified in Edmonds et al. (2003a) and 31 identified here from AGB01 variables), 15 are CVs, 3 are qLMXBs (including the qLMXB candidate W17), and 12 are MSPs. Of order 10 may be background sources. In the rest of our field there are 147 sources, of which 60 are likely background sources. This allows us to directly extrapolate that at least $15/153 \times 87 + 15 = 24$ CVs and $57/153 \times 87 + 57 = 89$ ABs should be found in 47 Tuc. Since there still remain 66 unidentified sources in the GO-8267 field, these are lower limits. Since the ABs are less centrally concentrated than the other sources (§ 4), and the GO-8267 field encloses the cluster core, the number of ABs must be even greater.

Upper limits may be set by assigning the remaining unidentified non-background X-ray sources (once the expected MSP contribution has been subtracted) to either ABs or CVs. In this way, we restrict the X-ray detected AB population to $\lesssim 178$, and the X-ray detected CV population to $\lesssim 113$. This does not account for confusion, nor for objects not detected in the X-ray; unlike for MSPs, we have reason to believe that both ABs and CVs may exist at fainter luminosities than our survey reaches (Verbunt et al. 1997; Dempsey et al. 1997). Our non-detection of the candidate CVs detected in the far-UV by Knigge et al. (2002) also suggests that X-ray faint CVs may lie below our detection limit. Further *HST* counterpart searches on both new and archival data will surely identify additional ABs and CVs among the detected X-ray sources. Only 17 of 77 real X-ray sources from the 2000 *Chandra* dataset in the GO-8267 *HST* field of view remain unidentified (22%), when the 5 AB candidates showing enhanced N_H (see § 7.1), 6 MSPs with radio positions but no optical counterparts, and 3 qLMXBs are considered. We anticipate, therefore, that at least half the new unidentified sources in the GO-8267 field may be identified using new and archival *HST* data.

9. CONCLUSIONS

We have detected 300 X-ray sources within the half-mass radius of 47 Tuc in a deep 281 ks *Chandra* ACIS-S observation taken in late 2002, reaching down to $L_X < 8 \times 10^{29}$ ergs s^{-1} . All 18 MSPs with known positions in 47 Tuc are detected, although two closely spaced pairs of MSPs are unresolved. All but three of 146 sources identified in the 72 ks *Chandra* ACIS-I observations in 2000 are detected in the new observations. We confidently identify thirty-one X-ray sources with ABs from the optical variable lists of AGB01, in addition to the 22 CVs and 29 ABs optically identified by Edmonds et al. (2003a). Seventy-eight X-ray sources show evidence of variability, at the 99% confidence level or higher, on timescales from hours to weeks within the 2002 dataset. Nine additional sources show variability between the 2000 and 2002 ob-

servations.

Based on the radial distributions of the X-ray sources, roughly 70 sources are attributed to a background population that is not concentrated around the cluster center. The luminosity function for the observed background population implies an additional source population besides the expected extragalactic contribution. The radial profile of the sources associated with the cluster core allows an estimate of the mass ratio as $1.63 \pm 0.11 M_*$, where M_* is the average mass of the stars used to determine the core radius in Howell et al. (2000), and thus an inferred average system mass of $M = 1.43 \pm 0.17 M_\odot$. This is consistent with our expectations for binary and/or heavy X-ray sources. The AB population is found to be significantly less massive, with $M = 0.99 \pm 0.13 M_\odot$ implied. The MSP radial distribution implies an average system mass of $M = 1.47 \pm 0.19 M_\odot$. Subtracting the known average mass of the binary counterparts gives an average neutron star mass of $1.39 \pm 0.19 M_\odot$, indicating that these MSPs have accreted very little mass during their recycling.

The X-ray colors and spectra of the X-ray sources are generally consistent with those expected from a thermal plasma model, in some cases requiring increased N_H over the known cluster value. The MSPs are generally not consistent with a thermal plasma model. Their colors suggest that their spectra lie between the predictions of blackbody and power-law models. The spectra of both the CVs and ABs tend to become harder as their X-ray luminosity increases. The bright CVs tend to show increased N_H over the cluster value. Some of these CVs are known to be eclipsing (and thus high inclination), but the prevalence of high N_H among bright CVs may suggest a magnetic DQ Her nature for the bright systems. The X-ray sources identified by Edmonds et al. (2003b) as possible ABs (on the basis of proximity to bright subgiant or giant stars which are saturated in the *HST* data) are unusual in that 5/6 of them require high N_H values, indicating that the bright stars are indeed associated with the X-ray sources.

The two previously identified qLMXBs in 47 Tuc display the same spectral and variability characteristics as in the 2000 dataset (Heinke et al. 2003b). We identify three additional likely qLMXBs (W37, W17, and X4=W125). These three objects stand out due to their soft colors and unusual spectra, and require a spectral component that resembles a neutron star surface (Heinke et al. 2004). The bright CV known as X9 exhibits a strong 0.65 keV emission line, likely O VIII. We

are not aware of another spectrum of a CV showing such a strong flux from such a low temperature (0.25 keV) component. The CV X10 shows strong flux below 0.5 keV, and sinusoidal modulations with a 16.8 ks period, identifying it as a magnetic AM Her system (the first confirmed in a globular cluster). Using the numbers of detected CVs and ABs in the deeply studied GO-8267 *HST* field, we constrain the numbers of CVs and ABs among our detected 47 Tuc sources to 24-113 CVs, and 89-178 ABs. Additional CVs and ABs probably lie below our detection limit.

No correlation is found between the radio and X-ray luminosities of MSPs in 47 Tuc, motivating us to use the properties of detected MSPs to constrain the population of undetected MSPs, which we assume are similar. The difference in colors between MSPs and objects dominated by optically thin plasma radiation, along with variability and spectral fitting information, can be used to constrain the total number of MSPs in 47 Tuc to 22^{+7}_{-4} (95% confidence upper limit of ~ 60), regardless of their radio beaming fraction. This allows us to estimate the total number of MSPs in the galactic globular cluster system (assuming formation in the same manner as LMXBs) as ~ 700 . If the eclipsing low-mass ($\gtrsim 0.1 M_\odot$ companion) binary pulsar systems are good tracers for the likelihood of multiple recycling episodes for neutron stars, then we can estimate the total number of neutron stars in 47 Tuc as ~ 300 .

Future papers will probe the spectra, variability, radial distributions, and optical properties of each of the classes of sources in 47 Tuc in greater detail. Our new simultaneous *HST* ACS data, along with archival *HST* data, will also enable many additional optical identifications.

We thank the Penn State team, particularly Pat Broos, for the development and support of the ACIS_EXTRACT software. We thank D. Lloyd for the use of his neutron star atmosphere models, and M. Albro for results of his *HST* radial completeness calculations. We also thank R. Wijnands and R. di Stefano for useful discussions, R. Narayan for useful comments on the manuscript, and the referee for a careful and helpful report. This work has made substantial use of NASA's Astrophysics Data System, and was supported in part by Chandra grant GO2-3059A. C. H. also acknowledges the support of the Lindheimer fund at Northwestern University.

Facilities: CXO(ACIS).

REFERENCES

- Albrow, M. D., Gilliland, R. L., Brown, T. M., Edmonds, P. D., Guhathakurta, P., & Sarajedini, A. 2001, *ApJ*, 559, 1060
- Anderson, A. J. 1997, Ph.D. Thesis, Univ. of California, Berkeley
- Arzoumanian, Z., Chernoff, D. F., & Cordes, J. M. 2002, *ApJ*, 568, 289
- Auriere, M., Koch-Miramond, L., & Ortolani, S. 1989, *A&A*, 214, 113
- Backer, D. C. 1998, *ApJ*, 493, 873
- Bailyn, C. D., Grindlay, J. E., & Garcia, M. R. 1990, *ApJ*, 357, L35
- Bailyn, C. D., & Pinsonneault, M. H. 1995, *ApJ*, 439, 705
- Bassa, C., Pooley, D., & Homer, L. e. a. 2004, *ApJ*, 609, 755
- Beloborodov, A. M. 2002, *ApJ*, 566, L85
- Bergbusch, P. A., & Van den Berg, D. A. 2001, *ApJ*, 556, 322
- Bhattacharya, D., & van den Heuvel, E. P. J. 1991, *Phys. Rep.*, 203, 1
- Bogdanov, S., Grindlay, J. E., Heinke, C. O., Camilo, F., & Becker, W. 2005a, *ApJ*, to be submitted
- Bogdanov, S., Grindlay, J. E., & van den Berg, M. 2005b, *ApJ*, submitted
- Brandt, W. N., Alexander, D. M., Hornschemeier, A. E., Garmire, G. P., Schneider, D. P., Barger, A. J., & et al. 2001, *AJ*, 122, 2810
- Briley, M. M., Harbeck, D., Smith, G. H., & Grebel, E. K. 2004, *AJ*, 127, 1588
- Broos, P., Townsley, L., Getman, K., & Bauer, F. 2002, ACIS Extract, An ACIS Point Source Extraction Package, Pennsylvania State University, http://www.astro.psu.edu/xray/docs/TARA/ae_users_guide.html

- Brown, E. F., Bildsten, L., & Rutledge, R. E. 1998, *ApJ*, 504, L95
- Camilo, F., Lorimer, D. R., Freire, P., Lyne, A. G., & Manchester, R. N. 2000, *ApJ*, 535, 975
- Campana, S., Colpi, M., Mereghetti, S., Stella, L., & Tavani, M. 1998, *A&A Rev.*, 8, 279
- Campana, S., Israel, G. L., Stella, L., Gastaldello, F., & Mereghetti, S. 2004, *ApJ*, 601, 474
- Campana, S., Stella, L., Gastaldello, F., Mereghetti, S., Colpi, M., Israel, G. L., Burderi, L., Di Salvo, T., & Robba, R. N. 2002, *ApJ*, 575, L15
- Cardelli, J. A., Clayton, G. C., & Mathis, J. S. 1989, *ApJ*, 345, 245
- Carney, B. W. 1996, *PASP*, 108, 900
- Chandrasekhar, S., & Münch, G. 1950, *ApJ*, 111, 142
- Clark, G. W. 1975, *ApJ*, 199, L143
- Cool, A. M., Grindlay, J. E., Cohn, H. N., Lugger, P. M., & Slavin, S. D. 1995, *ApJ*, 439, 695
- Cool, A. M., Haggard, D., & Carlin, J. L. 2002, in *ASP Conf. Ser.* 265: *Omega Centauri, A Unique Window into Astrophysics*, 277
- Crawford, D. F., Jauncey, D. L., & Murdoch, H. S. 1970, *ApJ*, 162, 405
- Cropper, M., Ramsay, G., & Wu, K. 1998, *MNRAS*, 293, 222
- D'Amico, N., Possenti, A., Fici, L., Manchester, R. N., Lyne, A. G., Camilo, F., & Sarkissian, J. 2002, *ApJ*, 570, L89
- Davies, M. B. 1997, *MNRAS*, 288, 117
- de Marchi, G., Paresce, F., Stratta, M. G., Gilliland, R. L., & Bohlin, R. C. 1996, *ApJ*, 468, L51
- Dempsey, R. C., Linsky, J. L., Fleming, T. A., & Schmitt, J. H. M. M. 1993, *ApJ Supp*, 86, 599
- , 1997, *ApJ*, 478, 358
- Edmonds, P. D., Gilliland, R. L., Camilo, F., Heinke, C. O., & Grindlay, J. E. 2002a, *ApJ*, 579, 741
- Edmonds, P. D., Gilliland, R. L., Guhathakurta, P., Petro, L. D., Saha, A., & Shara, M. M. 1996, *ApJ*, 468, 241
- Edmonds, P. D., Gilliland, R. L., Heinke, C. O., & Grindlay, J. E. 2003a, *ApJ*, 596, 1177
- , 2003b, *ApJ*, 596, 1197
- Edmonds, P. D., Gilliland, R. L., Heinke, C. O., Grindlay, J. E., & Camilo, F. 2001, *ApJ*, 557, L57
- Edmonds, P. D., Grindlay, J. E., Cool, A., Cohn, H., Lugger, P., & Bailyn, C. 1999, *ApJ*, 516, 250
- Edmonds, P. D., Heinke, C. O., Grindlay, J. E., & Gilliland, R. L. 2002b, *ApJ*, 564, L17
- Eracleous, M., Halpern, J., & Patterson, J. 1991, *ApJ*, 382, 290
- Favata, F., & Schmitt, J. H. M. M. 1999, *A&A*, 350, 900
- Feigelson, E. D., Broos, P., Gaffney, J. A., Garmire, G., Hillenbrand, L. A., Pravdo, S. H., Townsley, L., & Tsuboi, Y. 2002, *ApJ*, 574, 258
- Ferraro, F. R., Beccari, G., Rood, R. T., Bellazzini, M., Sills, A., & Sabbi, E. 2004, *ApJ*, 603, 127
- Ferraro, F. R., D'Amico, N., Possenti, A., Mignani, R. P., & Paltrinieri, B. 2001, *ApJ*, 561, 337
- Ferraro, F. R., Paltrinieri, B., Fusi Pecci, F., & et al. 1997, *A&A*, 324, 915
- Fregeau, J. M., Gürkan, M. A., Joshi, K. J., & Rasio, F. A. 2003, *ApJ*, 593, 772
- Freire, P. C., Camilo, F., Kramer, M., Lorimer, D. R., Lyne, A. G., Manchester, R. N., & D'Amico, N. 2003, *MNRAS*, 340, 1359
- Freire, P. C., Camilo, F., Lorimer, D. R., Lyne, A. G., Manchester, R. N., & D'Amico, N. 2001, *MNRAS*, 326, 901
- Freire, P. C. C. 2004, To appear in "Binary Radio Pulsars", *PASP Conf. Ser.*, ed. F. Rasio & I. Stairs
- Geffert, M., Auriere, M., & Koch-Miramond, L. 1997, *A&A*, 327, 137
- Gehrels, N. 1986, *ApJ*, 303, 336
- Gendre, B., Barret, D., & Webb, N. A. 2003, *A&A*, 400, 521
- Giacconi, R., Rosati, P., Tozzi, P., & et al. 2001, *ApJ*, 551, 624
- Gilliland, R. L., Brown, T. M., Guhathakurta, P., & et al. 2000, *ApJ*, 545, L47
- Gratton, R. G., Bragaglia, A., Carretta, E., & et al. 2003, *A&A*, 408, 529
- Grindlay, J. E., Camilo, F., Heinke, C. O., Edmonds, P. D., Cohn, H., & Lugger, P. 2002, *ApJ*, 581, 470
- Grindlay, J. E., Cool, A. M., Callanan, P. J., Bailyn, C. D., Cohn, H. N., & Lugger, P. M. 1995, *ApJ*, 455, L47
- Grindlay, J. E., Heinke, C., Edmonds, P. D., & Murray, S. S. 2001a, *Science*, 292, 2290
- Grindlay, J. E., Heinke, C. O., Edmonds, P. D., Murray, S. S., & Cool, A. M. 2001b, *ApJ*, 563, L53
- Grindlay, J. E., Hertz, P., Steiner, J. E., Murray, S. S., & Lightman, A. P. 1984, *ApJ*, 282, L13
- Harris, W. E. 1996, *AJ*, 112, 1487
- Hasinger, G., Johnston, H. M., & Verbunt, F. 1994, *A&A*, 288, 466
- Heinke, C. O., Grindlay, J. E., & Edmonds, P. D. 2004, *ApJ*, in press (astro-ph/0412137)
- Heinke, C. O., Grindlay, J. E., Edmonds, P. D., Lloyd, D. A., Murray, S. S., Cohn, H. N., & Lugger, P. M. 2003a, *ApJ*, 598, 516
- Heinke, C. O., Grindlay, J. E., Lloyd, D. A., & Edmonds, P. D. 2003b, *ApJ*, 588, 452
- Heinke, C. O., Grindlay, J. E., Lugger, P. M., Cohn, H. N., Edmonds, P. D., Lloyd, D. A., & Cool, A. M. 2003c, *ApJ*, 598, 501
- Hertz, P., & Grindlay, J. E. 1983, *ApJ*, 275, 105
- Howell, J. H., Guhathakurta, P., & Gilliland, R. L. 2000, *PASP*, 112, 1200
- Hut, P., McMillan, S., Goodman, J., & et al. 1992, *PASP*, 104, 981
- Ivanova, N., Belczynski, K., Fregeau, J. M., & Rasio, F. A. 2005, *MNRAS* in press (astro-ph/0501131)
- Ivanova, N., Fregeau, J. M., & Rasio, F. A. 2004, astro-ph/0405382
- Johnston, H. M., Kulkarni, S. R., & Phinney, E. S. 1992, in 'X-Ray Binaries and the formation of binary and millisecond radio pulsars', *Dordrecht: Kluwer*, 1992, ed. Van Den Heuvel, E. P. J.; Rappaport, S. A., 349–364
- Kaluzny, J., Kubiak, M., Szymanski, M., Udalski, A., Krzeminski, W., Mateo, M., & Stanek, K. Z. 1998, *A&AS*, 128, 19
- Kim, D.-W., Wilkes, B. J., Green, P. J., & et al. 2004, *ApJ*, 600, 59
- King, I. R. 1966, *AJ*, 71, 64
- Knigge, C., Zurek, D. R., Shara, M. M., & Long, K. S. 2002, *ApJ*, 579, 752
- Knigge, C., Zurek, D. R., Shara, M. M., Long, K. S., & Gilliland, R. L. 2003, *ApJ*, 599, 1320
- Kulkarni, S. R., Narayan, R., & Romani, R. W. 1990, *ApJ*, 356, 174
- Lattimer, J. M., & Prakash, M. 2001, *ApJ*, 550, 426
- Lewin, W. H. G., & Joss, P. C. 1983, in *Accretion-Driven Stellar X-ray Sources*, 41
- Lyne, A. G., & Manchester, R. N. 1988, *MNRAS*, 234, 477
- Maggio, A., Pallavicini, R., Reale, F., & Tagliaferri, G. 2000, *A&A*, 356, 627
- Manchester, R. N., Lyne, A. G., Robinson, C., Bailes, M., & D'Amico, N. 1991, *Nature*, 352, 219
- McConnell, D., Deshpande, A. A., Connors, T., & Ables, J. G. 2004, *MNRAS*, 348, 1409
- Metchev, S. A., & Grindlay, J. E. 2002, *MNRAS*, 335, 73
- Mewe, R. 1991, *A&A Rev.*, 3, 127
- Mukai, K., Still, M., & Ringwald, F. A. 2003, *ApJ*, 594, 428
- Muno, M. P., Arabadjis, J. S., Baganoff, F. K., Bautz, M. W., Brandt, W. N., Broos, P. S., Feigelson, E. D., Garmire, G. P., Morris, M. R., & Ricker, G. R. 2004, astro-ph/0403463
- Muno, M. P., Baganoff, F. K., Bautz, M. W., & et al. 2003, *ApJ*, 589, 225
- Murdoch, H. S., Crawford, D. F., & Jauncey, D. L. 1973, *ApJ*, 183, 1
- Norton, A. J., & Watson, M. G. 1989, *MNRAS*, 237, 853
- Paresce, F., & de Marchi, G. 1994, *ApJ*, 427, L33
- Paresce, F., de Marchi, G., & Ferraro, F. R. 1992, *Nature*, 360, 46
- Patterson, J., & Raymond, J. C. 1985, *ApJ*, 292, 535
- Pechenick, K. R., Ftaclas, C., & Cohen, J. M. 1983, *ApJ*, 274, 846
- Pfahl, E., Rappaport, S., & Podsiadlowski, P. 2002a, *ApJ*, 573, 283
- Pfahl, E., Rappaport, S., Podsiadlowski, P., & Spruit, H. 2002b, *ApJ*, 574, 364
- Phinney, E. S., & Sigurdsson, S. 1991, *Nature*, 349, 220
- Podsiadlowski, P., Rappaport, S., & Pfahl, E. D. 2002, *ApJ*, 565, 1107
- Pooley, D., Lewin, W. H. G., Anderson, S. F., & et al. 2003, *ApJ*, 591, L131
- Pooley, D., Lewin, W. H. G., Homer, L., & et al. 2002a, *ApJ*, 569, 405
- Pooley, D., Lewin, W. H. G., Verbunt, F., & et al. 2002b, *ApJ*, 573, 184

- Pratt, G. W., Mukai, K., Hassall, B. J. M., Naylor, T., & Wood, J. H. 2004, *MNRAS*, 348, L49
- Predehl, P., & Schmitt, J. H. M. M. 1995, *A&A*, 293, 889
- Press, W. H., Teukolsky, S. A., Vetterling, W. T., & Flannery, B. P. 1992, *Numerical recipes in FORTRAN. The art of scientific computing* (Cambridge: University Press, —c1992, 2nd ed.)
- Pryor, C., & Meylan, G. 1993, in *ASP Conf. Ser. 50: Structure and Dynamics of Globular Clusters*, 357
- Ramsay, G., Cropper, M., Mason, K. O., Córdova, F. A., & Priedhorsky, W. 2004, *MNRAS*, 347, 95
- Rasio, F. A., Pfahl, E. D., & Rappaport, S. 2000, *ApJ*, 532, L47
- Rutledge, R. E., Bildsten, L., Brown, E. F., Pavlov, G. G., & Zavlin, V. E. 2002, *ApJ*, 577, 346
- Saito, Y., Kawai, N., Kamae, T., Shibata, S., Dotani, T., & Kulkarni, S. R. 1997, *ApJ*, 477, L37
- Salaris, M., & Weiss, A. 1998, *A&A*, 335, 943
- Sanders, J. S., Fabian, A. C., Allen, S. W., & Schmidt, R. W. 2004, *MNRAS*, 349, 952
- Shara, M. M., Bergeron, L. E., Gilliland, R. L., Saha, A., & Petro, L. 1996, *ApJ*, 471, 804
- Sidoli, L., Parmar, A. N., Oosterbroek, T., Stella, L., Verbunt, F., Masetti, N., & Dal Fiume, D. 2001, *A&A*, 368, 451
- Thorsett, S. E., & Chakrabarty, D. 1999, *ApJ*, 512, 288
- Tomsick, J. A., Gelino, D. M., Halpern, J. P., & Kaaret, P. 2004, *ApJ*, 610, 933
- van Teeseling, A., Beuermann, K., & Verbunt, F. 1996, *A&A*, 315, 467
- Verbunt, F., Bunk, W. H., Ritter, H., & Pfeffermann, E. 1997, *A&A*, 327, 602
- Verbunt, F., Elson, R., & van Paradijs, J. 1984, *MNRAS*, 210, 899
- Verbunt, F., & Hasinger, G. 1998, *A&A*, 336, 895
- Verbunt, F., & Hut, P. 1987, in *IAU Symp. 125: The Origin and Evolution of Neutron Stars*, 187
- Verbunt, F., & Lewin, W. H. G. 2004, astro-ph/0404136
- Verbunt, F., & Meylan, G. 1988, *A&A*, 203, 297
- Weldrake, D. T. F., Sackett, P. D., Bridges, T. J., & Freeman, K. C. 2004, *AJ*, 128, 736
- Wu, K., Chanmugam, G., & Shaviv, G. 1995, *ApJ*, 455, 260

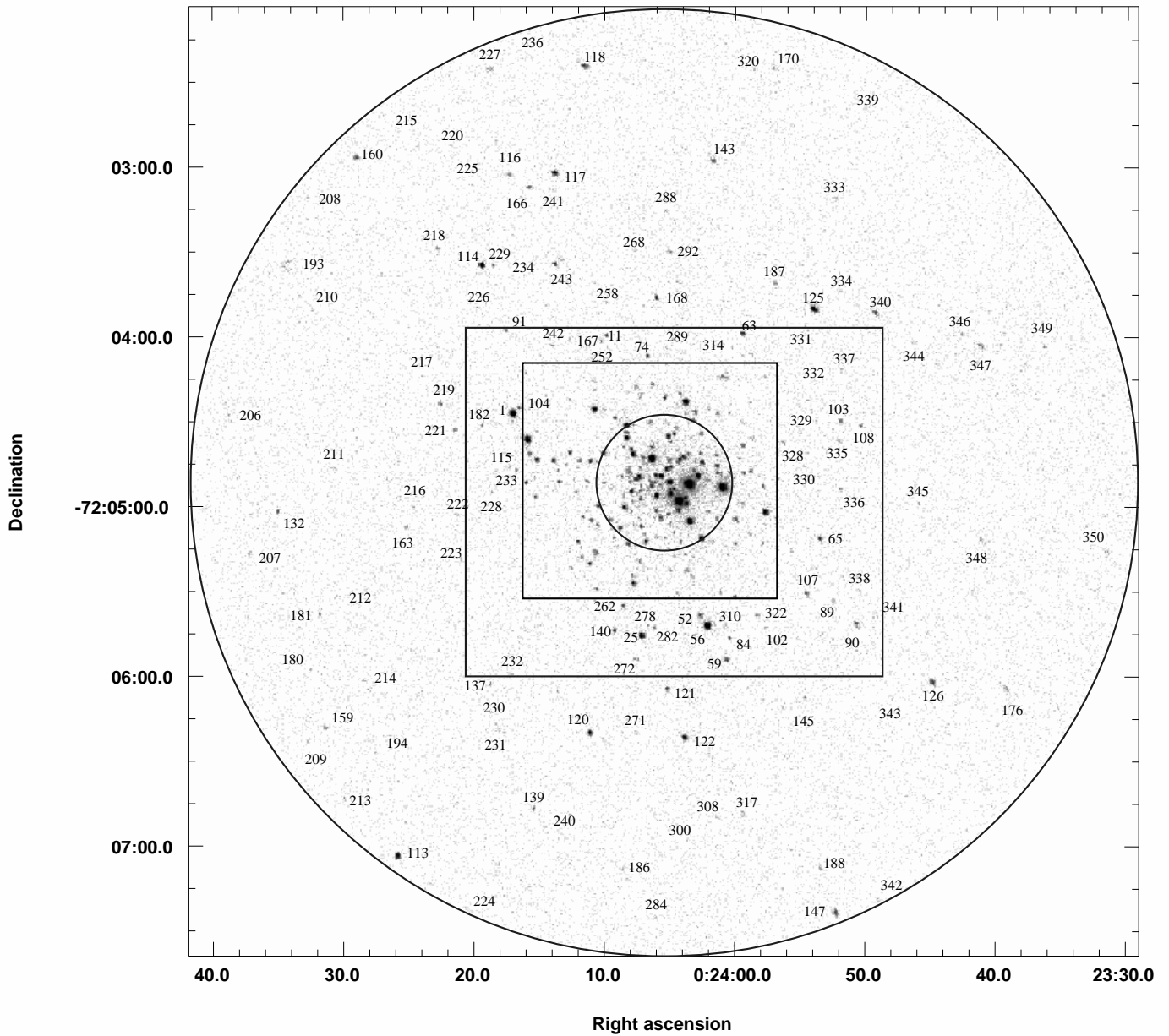


FIG. 1.— Combined 2002 0.3-6 keV *Chandra* data of 47 Tuc, out to the half-mass radius. Circles indicate the core (inner) and half-mass radii. Two boxes indicate the region analyzed in GHE01a and the (smaller) inset region shown in more detail in Figure 2. 47 Tuc X-ray sources identified in this paper outside the inset region are labeled with their shorthand W-numbers (see Table 2).

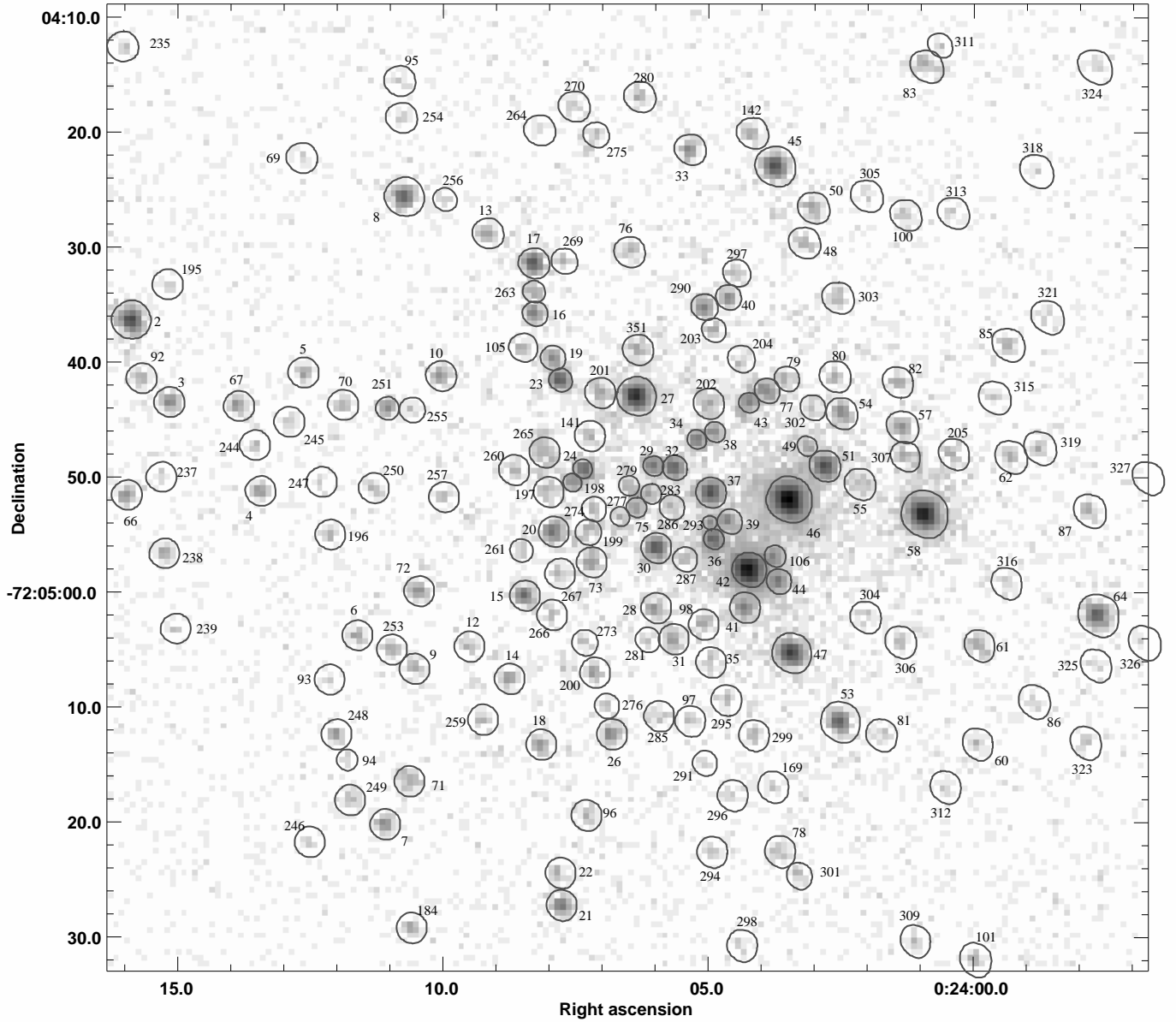


FIG. 2.— Combined 2002 0.3-6 keV *Chandra* data of 47 Tuc, within the inset box of Figure 1. The polygons used for extracting source events, photometry, and spectra (from the first 2002 OBS_ID; regions for other OBS_IDs are similar) are indicated, and labels indicate the W-numbers of the X-ray sources discussed in this paper. The grayscale is logarithmic from zero to 8306 counts.




FIG. 3.— Combined 2002 exposure-corrected *Chandra* data of the core region of 47 Tuc ($148''$ square). This representative-color image was constructed from a 0.3-1.2 keV image (red), a 1.2-2 keV image (green), and a 2-6 keV image (blue). All images were overbinned by a factor of two, smoothed using the CIAO tool *csmooth*, and then combined.

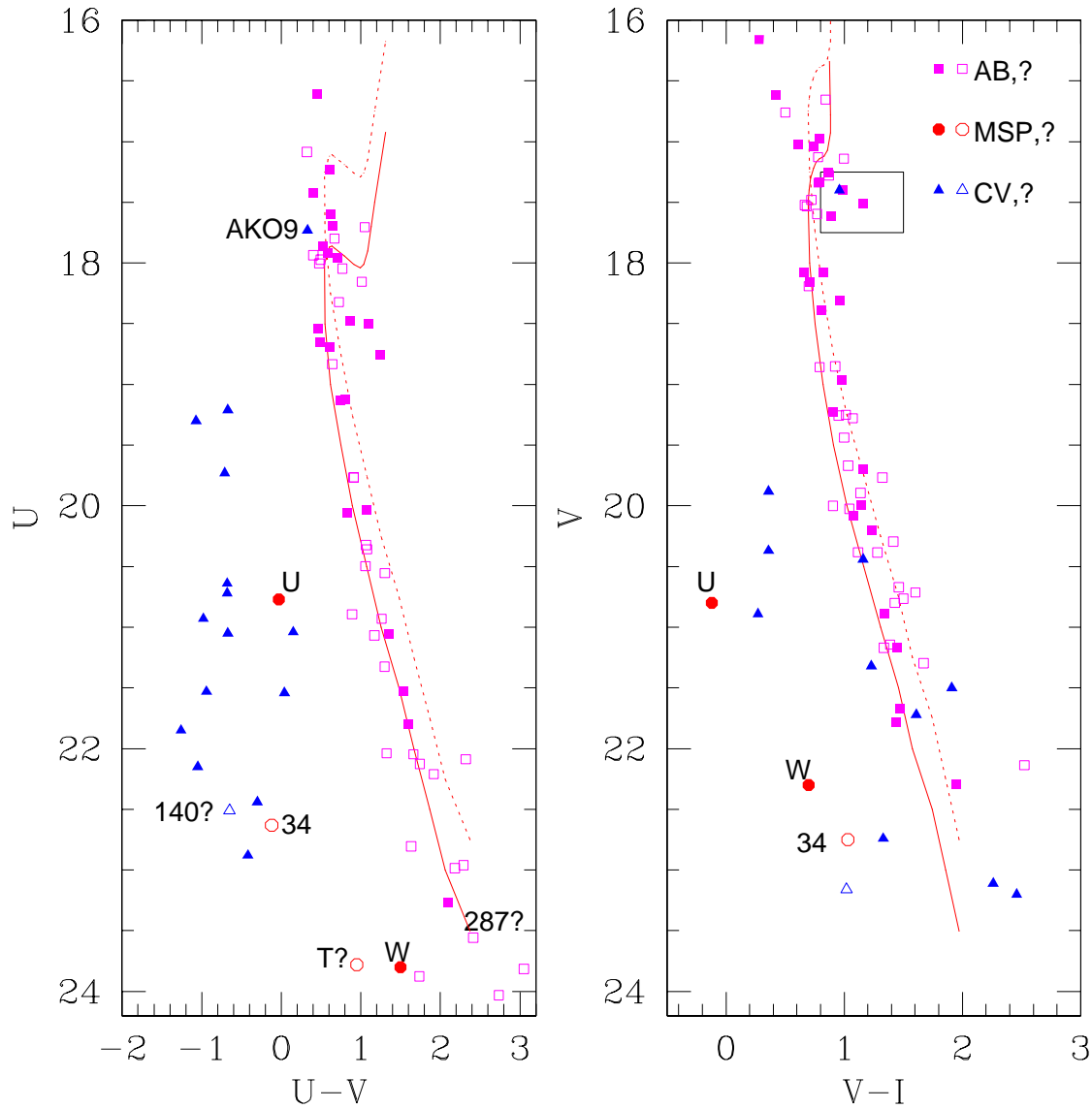


FIG. 4.— U vs. $U - V$ and V vs. $V - I$ CMDs, showing only the optical counterparts for *Chandra* sources within the GO-8267 *HST* field of view. New X-ray counterpart ABs from AGB01 are indicated with open squares, while firm optical counterparts from Edmonds et al. (2003a) are indicated with filled symbols. Four less certain counterparts (see Edmonds et al. 2003a) are also labeled, and indicated with open symbols (W34—either an MSP or a CV—and the possible optical counterparts to W140, 47 Tuc-T and W287). The main-sequence ridge line (solid) and equal-mass binary sequence (dotted) are indicated in both CMDs, and a box in the V vs. $V - I$ CMD indicates the red straggler region from AGB01. (Please see the electronic edition of the Journal for a color version of this figure.)

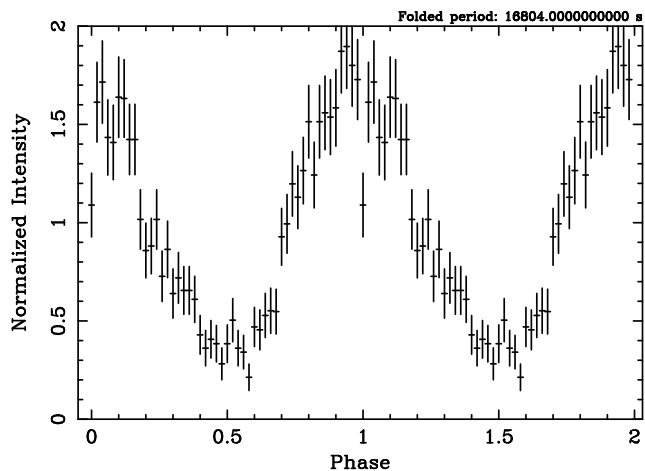


FIG. 5.— Folded X-ray lightcurve for the CV X10 (W27) on a 16804 second period. Two cycles are shown for clarity.

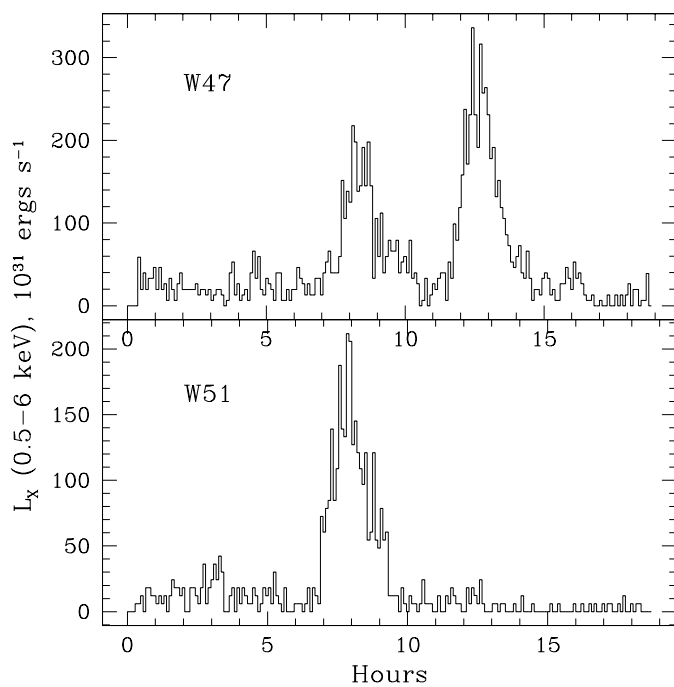


FIG. 6.— Background-subtracted lightcurves of two sources showing extraordinary flares. Conversions from countrates to X-ray luminosities are calculated using the time-averaged spectra, which we have confirmed are reasonable spectral representations of the flares. These conversions are 2.2×10^{34} ergs ct^{-1} for W47 (top, OBS_ID 2737), an AB, and 2.0×10^{34} ergs ct^{-1} for W51 (bottom, OBS_ID 2735), a CV. Each became briefly as luminous as any other source in the cluster.

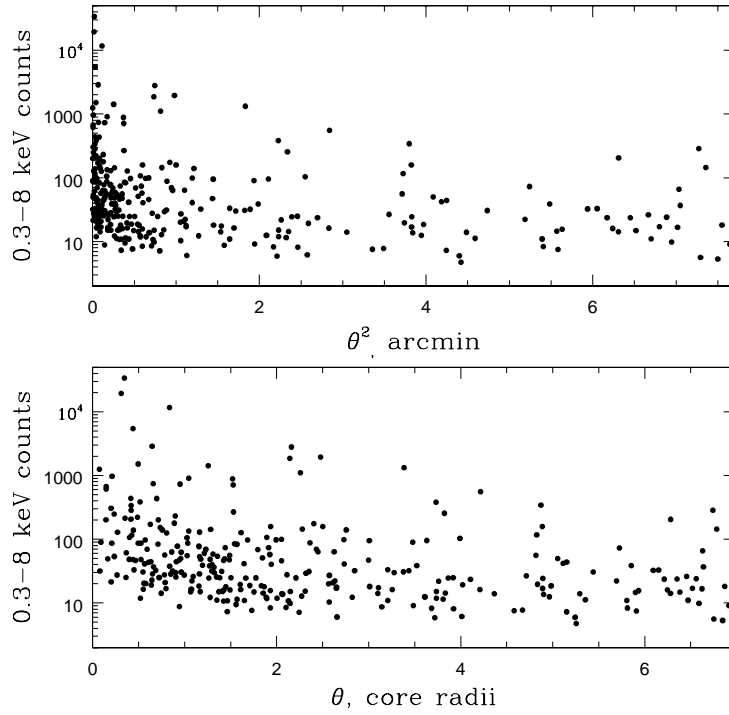


FIG. 7.— Distributions of extracted source counts vs. radial distance from center of 47 Tuc (de Marchi et al. 1996). Top: Radial distance plotted in units of arcmin^2 , so background sources should be evenly distributed. Bottom: Radial distance plotted in units of 47 Tuc core radii ($1 r_c = 24''$). Beyond about $100''$ (2.77 arcmin^2 , $4.17 r_c$), the source density appears flat.

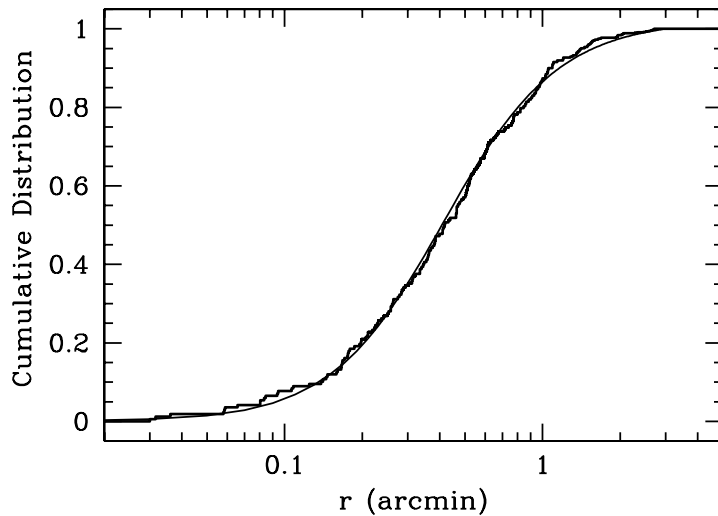


FIG. 8.— Plot of cumulative radial distribution of 47 Tuc X-ray sources (above 20 counts, 0.3-8 keV energy band) fit to an analytical model (Eq. 2) for their radial distribution. The best fit, plotted here, gives a ratio of average source mass to typical stellar mass of $q=1.63$.

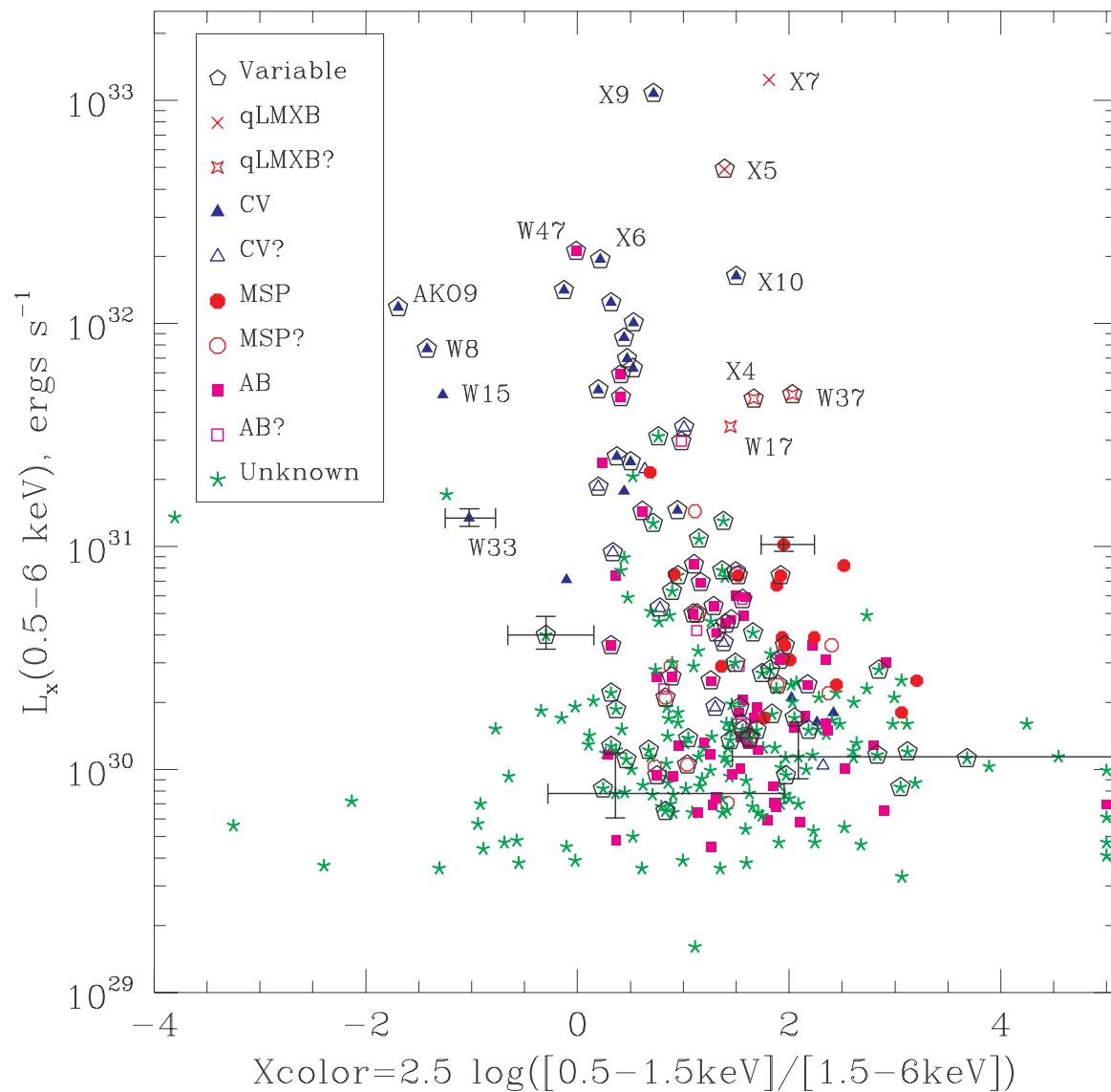


FIG. 9.— X-ray CMD, plotting X-ray luminosity (0.5-6 keV, absorbed) against hardness (increasing to the left) for 47 Tuc X-ray sources from 2002 data. X-ray luminosities are taken from spectral fits to thermal plasmas (Table 7, column 7), or for fainter sources, from the photon fluxes using a conversion assuming a 2 keV VMEKAL spectrum (Table 2). Since the Variable sources (>99% confidence) are indicated with pentagons. Only a few error bars are plotted, to improve readability. Several sources of particular interest are indicated with their most common names.

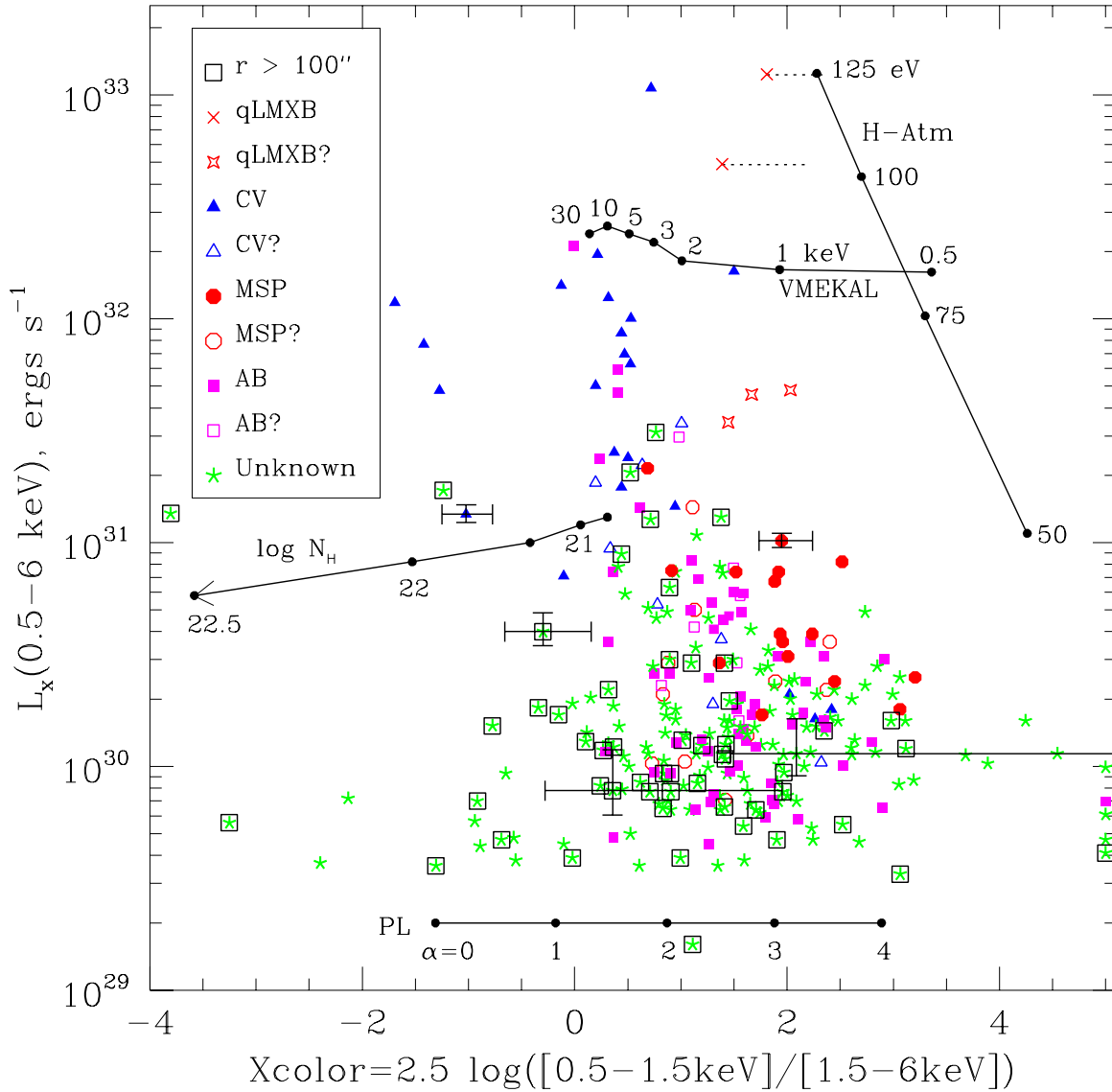


FIG. 10.— X-ray CMD, plotting X-ray luminosity (0.5-6 keV) against hardness (increasing to the left) for 47 Tuc X-ray sources from 2002 data, as in Figure 9. Sources located beyond 100'' are indicated with squares, and are largely background. The location of several model spectra are also indicated, assuming the cluster N_H column except where indicated. The spectra are marked with units of temperature (for H-atm in eV and VMEKAL in keV), photon index (for the power-law), and N_H in $\log \text{cm}^{-2}$. The vertical locations of the VMEKAL, PL, and N_H lines are arbitrary, while the effect of increasing N_H (shown here for a 10 keV VMEKAL spectrum) varies depending on the input spectrum. Dotted lines next to the qLMXBs X5 and X7 indicate the shift in their Xcolors when only the subarray data (with mitigated pileup) is used.

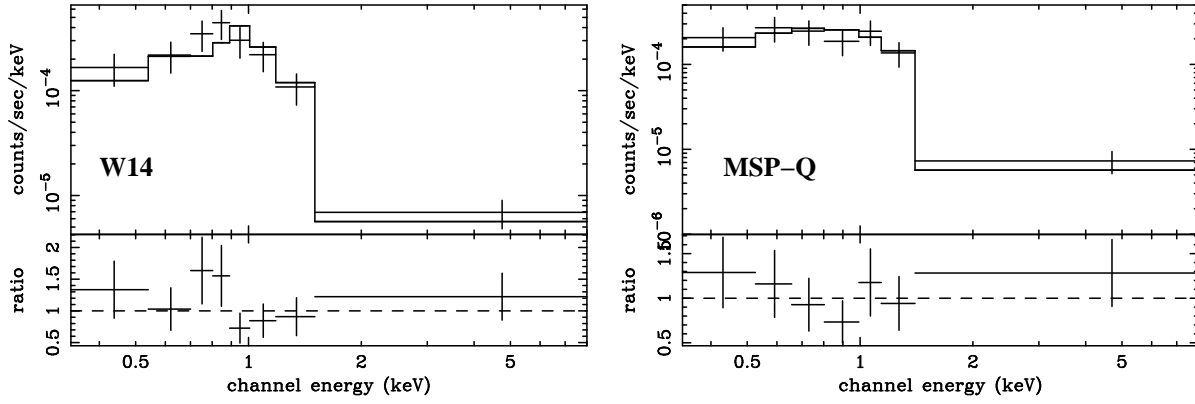


FIG. 11.— Energy spectra of the AB W14 (left) and the MSP 47 Tuc-Q (W104, right). W14 is fitted with a thermal plasma spectrum with temperature 1.0 ± 0.5 keV and $N_H = 1.3 \times 10^{20}$ cm $^{-2}$, and shows prominent Fe-L emission lines (included in this fit). The MSP 47 Tuc-Q is poorly fit by a thermal plasma spectrum, and is here fitted by a 137 eV hydrogen-atmosphere model spectrum (details in Bogdanov et al. 2005).

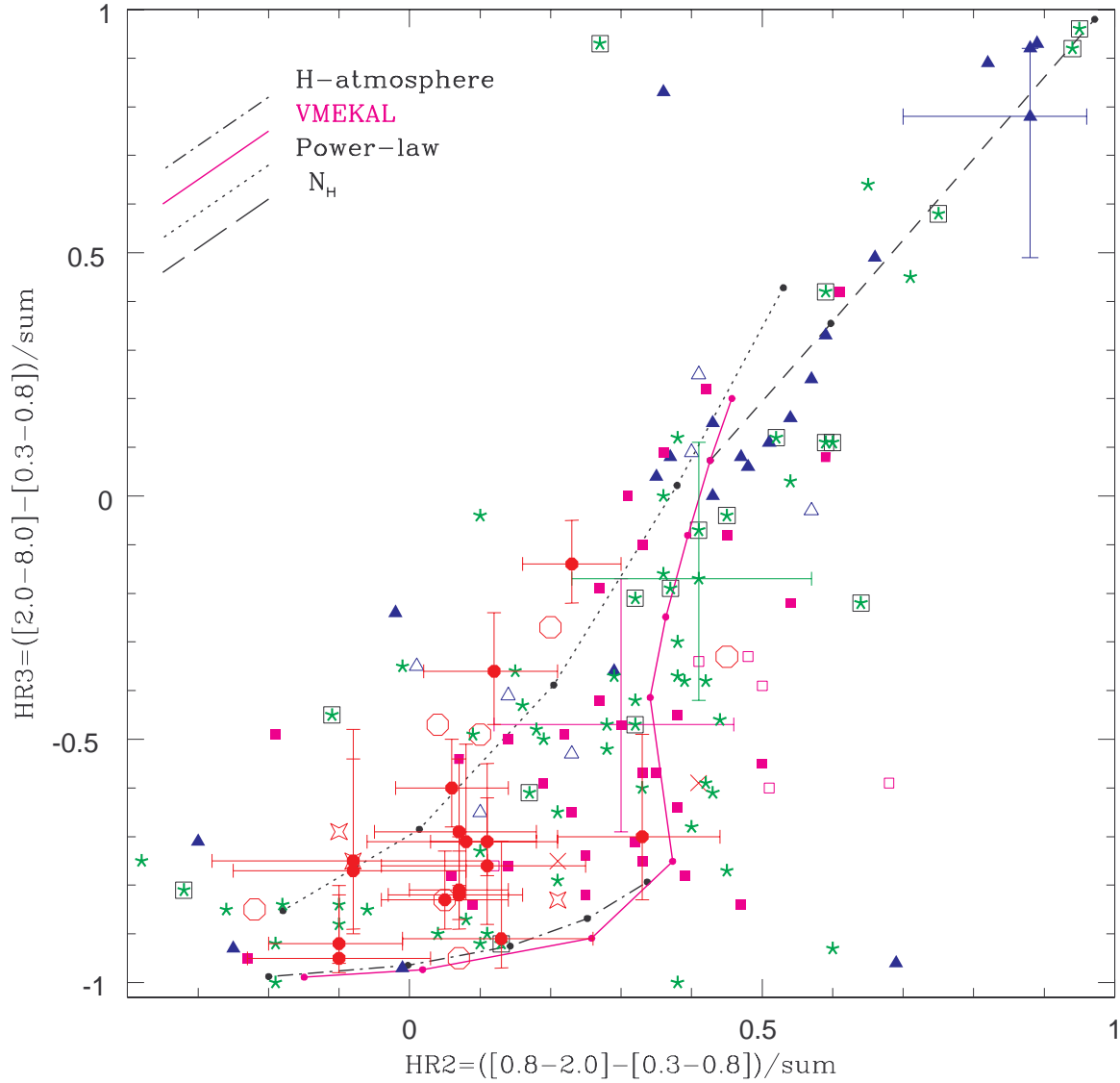


FIG. 12.— Color-color diagram for 47 Tuc sources with more than 30 counts. Symbols as in Figure 10. Error bars are plotted for all MSPs, and a few representative faint sources. Model spectra tracks are plotted, with dots representing the following values from lower left to upper right: H-atmosphere for 75, 100, 125, 150, 175 eV; VMEKAL thermal plasma model (see text) for 0.4, 0.5, 0.7, 1, 2, 3, 5, 10, and 30 keV; power-law, photon index $\alpha=3, 2.5, 2, 1.5, 1$; and effect of increasing N_H upon a 10 keV VMEKAL spectrum for 1.3×10^{20} (standard), 10^{21} , and 10^{22} cm^{-2} .

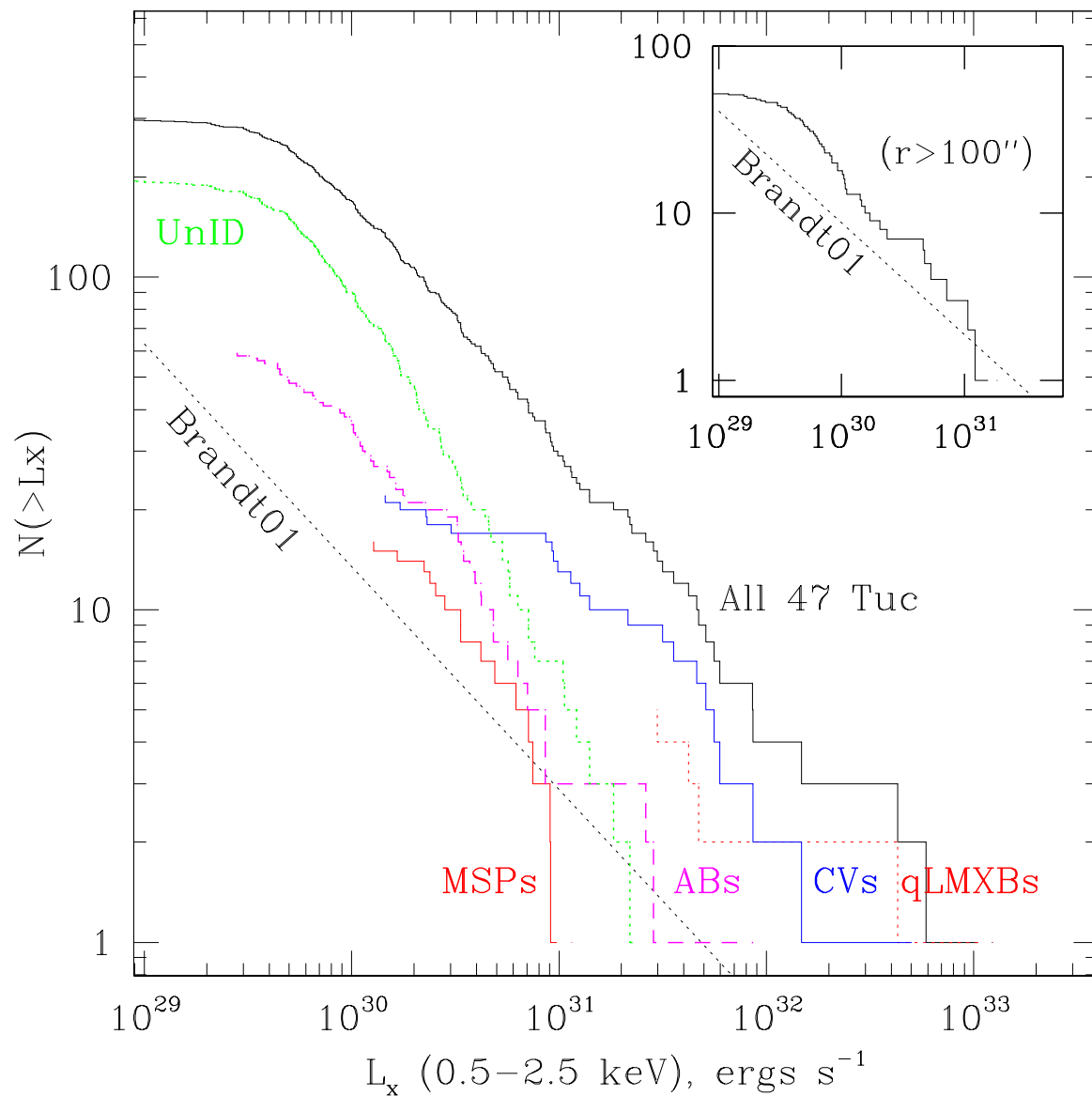


FIG. 13.— Cumulative luminosity functions for the different classes of identified sources in 47 Tuc: CVs, ABs, qLMXBs (including W37, W17 and X4/W125), and MSPs. Luminosity functions are also plotted for the total source population, the unknown sources (including candidate ABs, MSPs, and CVs), and the predicted extragalactic source counts from Brandt et al. (2001). We begin to be incomplete below 20 counts, roughly 8×10^{29} ergs s^{-1} . The inset shows sources beyond $100''$, which have a radial distribution consistent with being background, but exceed the Brandt et al. (2001) prediction (shown for that area). (Please see the electronic edition of the Journal for a color version of this figure.)

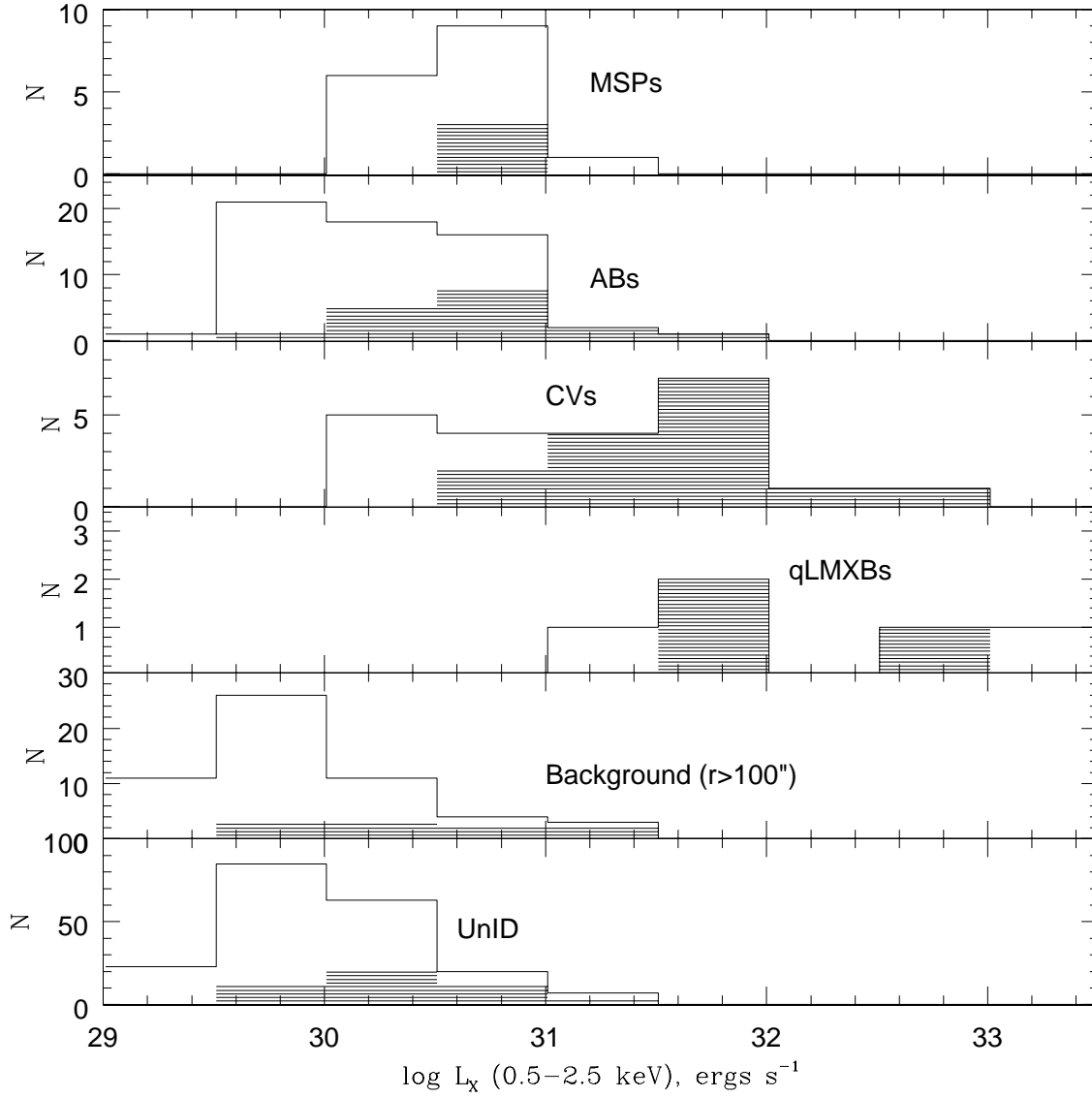


FIG. 14.— Differential number counts for the different classes of identified sources in 47 Tuc: CVs, ABs, MSPs, and qLMXBs (including W37, W17 and W125), as well as putative background sources and unknown sources (not including sources beyond $100''$). The shaded histograms indicate those sources that were detected to be variable at $> 99\%$ confidence (see text). Our completeness limit is $\sim 8 \times 10^{29}$ ergs s^{-1} , but over half the sources are detected below that limit.

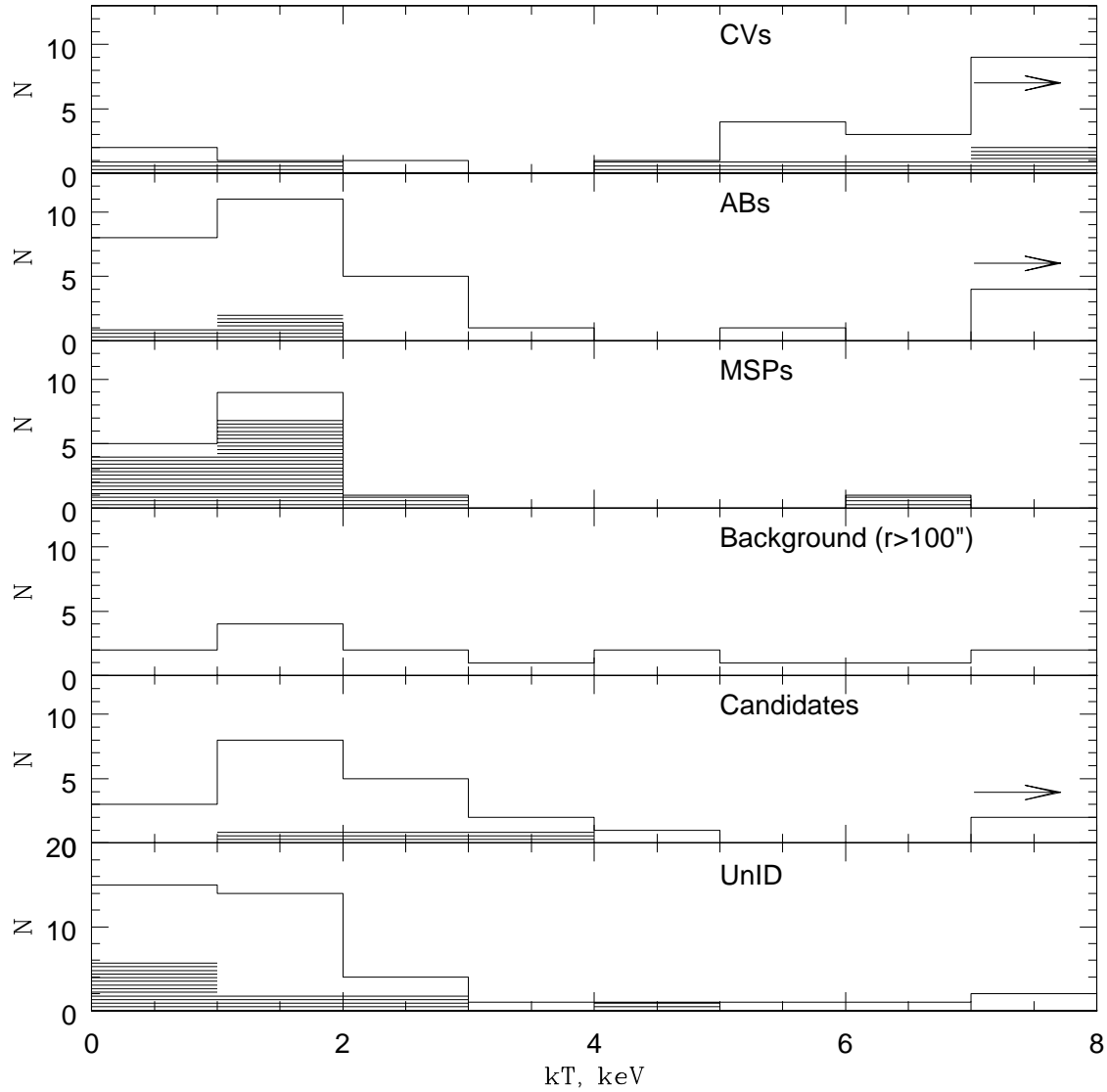


FIG. 15.— Histograms of fitted temperatures from thermal plasma model fits to five source classes. The group labeled “Candidates” includes possible counterparts indicated as CV?s, AB?s and MSP?s in Edmonds et al. (2003b) and Table 2. All five qLMXBs and qLMXB candidates give poor fits, and are not shown here. Bad fits producing null hypothesis probabilities $< 5\%$ are indicated by the shaded histograms. Any best-fit temperatures above 7 keV (above which *Chandra* has little effective area) are included in the last bin.

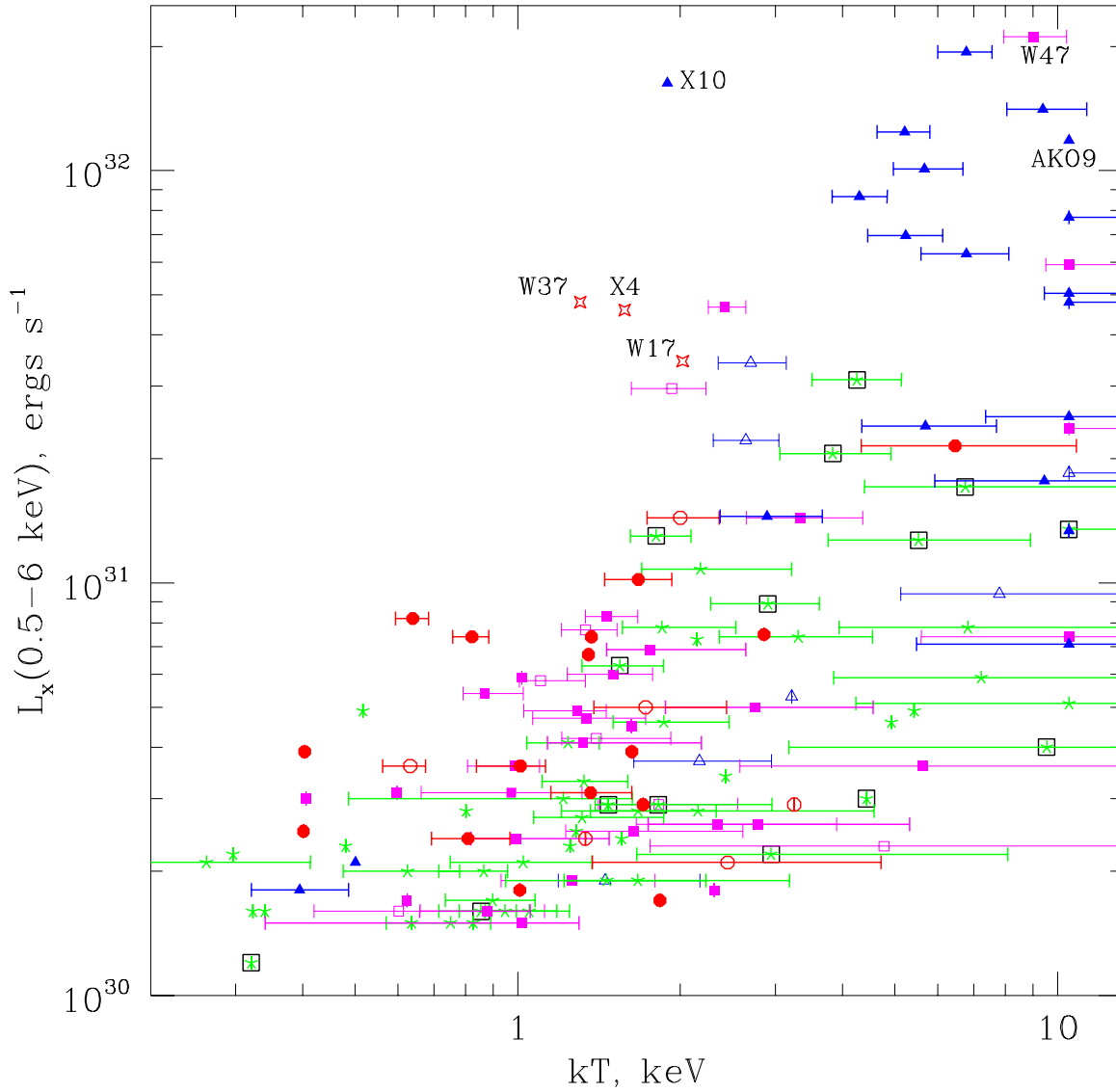


FIG. 16.— kT from thermal plasma model fit, plotted against fitted 0.5-6 keV L_X . Symbols as in Figure 10. Errors (90% confidence) on kT are not plotted for sources that are very badly fit by our thermal plasma model ($\chi^2_{\nu} \geq 2.0$), including the three relatively bright sources X7, X5 and X9 (left off this plot). Some unusual objects are marked. (Please see the electronic edition of the Journal for a color version of this figure.)

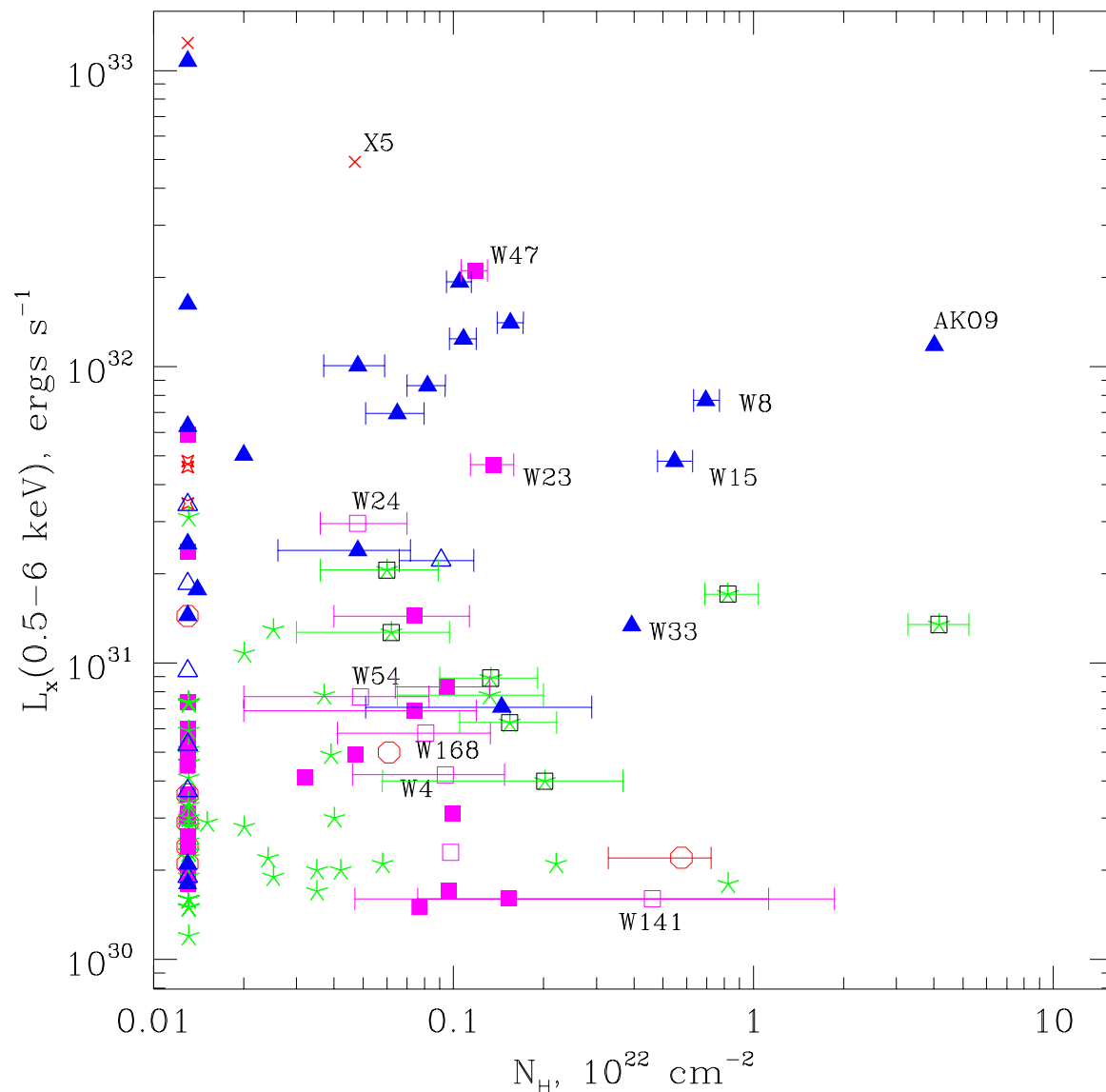


FIG. 17.— N_H from thermal plasma model fit, plotted against fitted 0.5-6 keV L_X . Symbols as in Figure 10. Errors (90% confidence) on N_H are plotted only for those sources which are well-fit by this model and which have absorption columns inconsistent with the cluster value, $N_H = 1.3 \times 10^{20} \text{ cm}^{-2}$ (Gratton et al. 2003). Three objects which are not well-fit by the single thermal plasma model (and thus do not have plotted errors), but which clearly show extra absorption, are identified (X5, AKO9, and W33). Four other sources which show unusually high absorption columns for their class are also identified, as are the five AB candidates from Edmonds et al. (2003b) with intrinsic absorption (see § 7.1. (Please see the electronic edition of the Journal for a color version of this figure.)

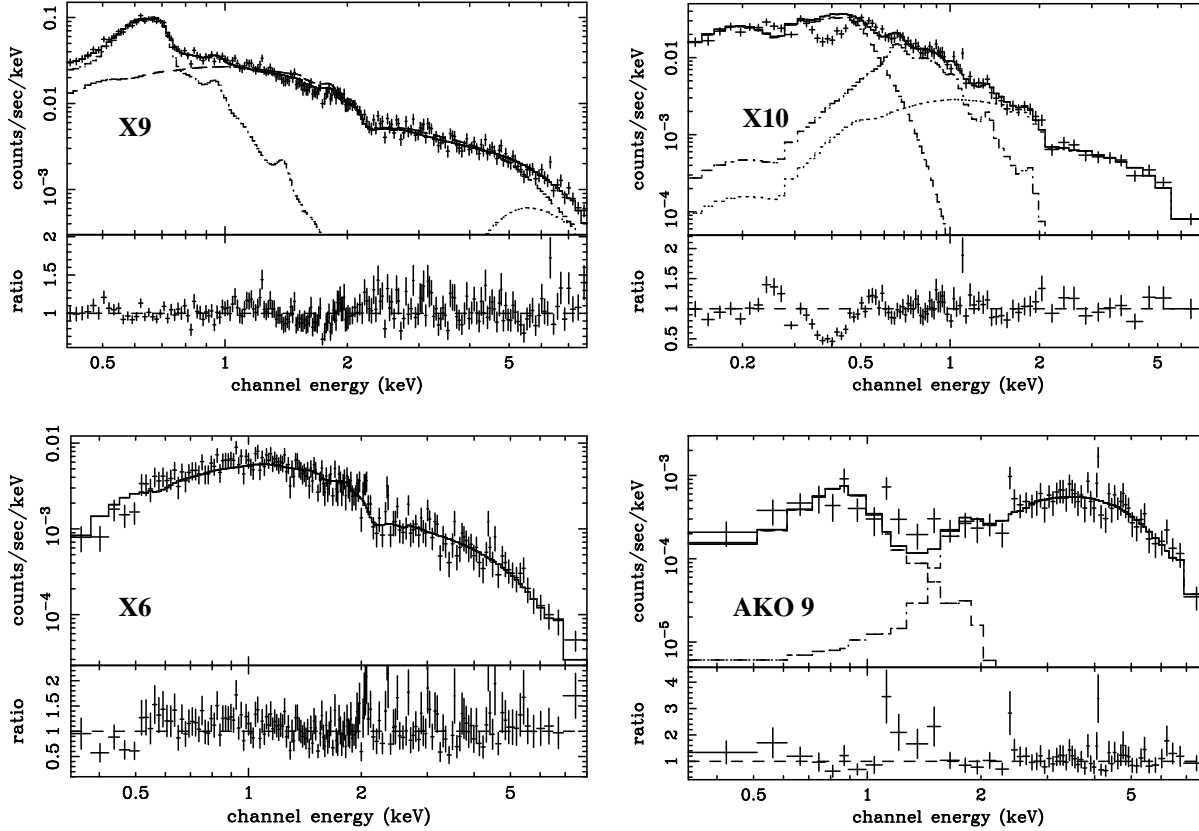


FIG. 18.— Energy spectra of four CVs in 47 Tuc, showing their diversity in observational appearance. *Upper left:* X9 (W42), a bright CV that may be an intermediate polar, modeled with three mekal components at 0.25, > 17 , and > 6 keV. The third component is absorbed behind a column of $9 \times 10^{23} \text{ H cm}^{-2}$. *Upper right:* X10 (W27), a probable polar CV, modeled with a $kT=53$ eV blackbody and two mekal plasmas at 0.39 and > 14 keV. The feature at 0.4 keV is a known calibration residual. *Lower left:* X6 (W56), a bright CV in 47 Tuc well-fit with a simple absorbed thermal plasma model, with enhanced N_H over the cluster value. *Lower right:* AKO 9 (W36), an eclipsing CV with a subgiant secondary. We model the spectrum with two mekal components at 0.6 and > 5 keV in the 2002 observations. The second component is absorbed behind a column of $5 \times 10^{22} \text{ H cm}^{-2}$. In 2000, a single plasma component of temperature 0.3 keV is seen; if the second component is present, it is obscured behind $> 50 \times 10^{22} \text{ H cm}^{-2}$ in the 2000 observations.

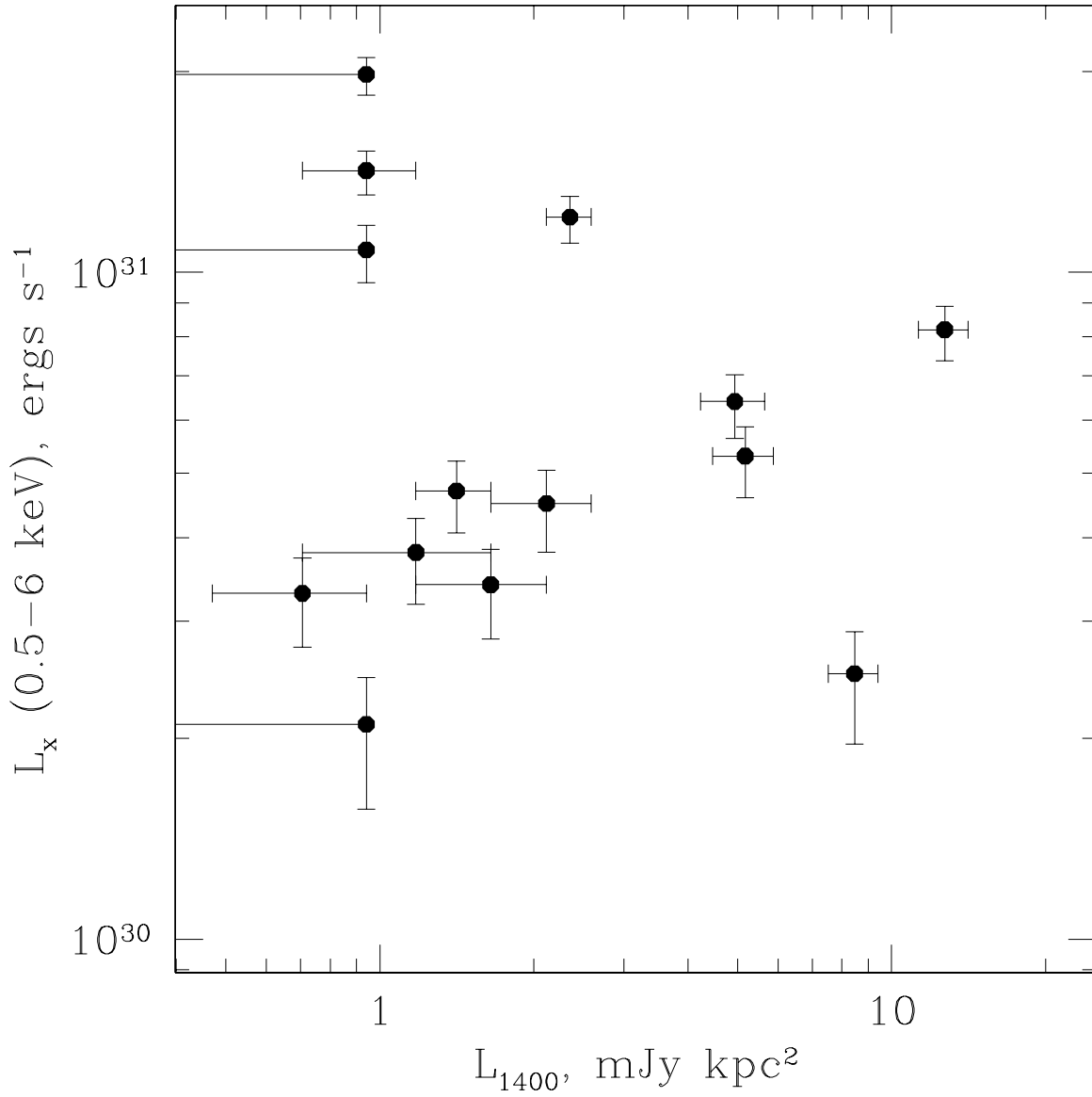


FIG. 19.— X-ray (0.5-6 keV) and radio (1400 MHz, pseudo-) luminosities for individually detected MSPs in 47 Tuc. Radio pseudoluminities from Camilo et al. (2000), with estimates for MSPs W, R, and T (0.04 mJy kpc^2) taken as upper limits. No correlation is seen between X-ray and radio luminosities.

TABLE 1
Summary of *Chandra* Observations

Seq.OBS_ID	Start Time	Exposure	Aimpoint	Frametime	CCDs
300003,078	2000 Mar 16 07:18:30	3875	ACIS-I	0.94	1/4
300028,953	2000 Mar 16 08:39:44	31421	ACIS-I	3.24	6
300029,954	2000 Mar 16 18:03:03	845	ACIS-I	0.54	1/8
300030,955	2000 Mar 16 18:33:03	31354	ACIS-I	3.24	6
300031,956	2000 Mar 17 03:56:23	4656	ACIS-I	0.94	1/4
400215,2735	2002 Sep 29 16:59:00	65237	ACIS-S	3.14	5
400215,3384	2002 Sep 30 11:38:22	5307	ACIS-S	0.84	1/4
400216,2736	2002 Sep 30 13:25:32	65243	ACIS-S	3.14	5
400216,3385	2002 Oct 01 08:13:32	5307	ACIS-S	0.84	1/4
400217,2737	2002 Oct 02 18:51:10	65243	ACIS-S	3.14	5
400217,3386	2002 Oct 03 13:38:21	5545	ACIS-S	0.84	1/4
400218,2738	2002 Oct 11 01:42:59	68771	ACIS-S	3.14	5
400218,3387	2002 Oct 11 21:23:12	5735	ACIS-S	0.84	1/4

NOTE. — Subarrays are indicated by fractional numbers of CCDs.

TABLE 2
47 Tuc Basic X-ray Source Properties, 2002 Dataset

W (1)	Names CXO GLB J (2)	Position		Dist. (") (5)	0.5-4.5 keV (6)	Counts 0.5-1.5 keV (7)	1.5-6 keV (8)	0.5-6.0 (10 ³⁰ ergs s ⁻¹) (9)	L _X 0.5-2.5 (10)	ID Type (11)	Other Names (12)	Notes (13)
		α (J2000) (h m s err) (3)	δ (J2000) (° ' " err) (4)									
46	002403.4-720451	00 24 03.494	0.001 -72 04 51.94	0.01 8	31407.2 ^{+179.1} _{-177.2}	26426.7 ^{+164.0} _{-162.6}	4987.6 ^{+72.1} _{-70.6}	1760.1 ^{+10.0} _{-9.9}	1227.1 ^{+7.0} _{-7.0}	qLX	X7	-
42	002404.2-720458	00 24 04.249	0.001 -72 04 58.02	0.01 7	16661.4 ^{+131.0} _{-129.1}	11569.7 ^{+109.0} _{-107.6}	5954.6 ^{+78.9} _{-77.2}	1107.5 ^{+8.5} _{-8.4}	588.2 ^{+4.9} _{-4.9}	CV	X9	DHY
58	002400.9-720453	00 24 00.947	0.001 -72 04 53.20	0.01 20	11130.1 ^{+107.4} _{-105.5}	8723.8 ^{+94.8} _{-93.4}	2422.4 ^{+50.7} _{-49.2}	581.7 ^{+5.6} _{-5.5}	429.2 ^{+4.2} _{-4.1}	qLX	X5	DHY
27	002406.3-720443	00 24 06.374	0.001 -72 04 43.00	0.01 10	3947.1 ^{+62.8} _{-61.7}	3241.3 ^{+58.4} _{-56.9}	815.1 ^{+30.3} _{-28.5}	259.3 ^{+4.2} _{-4.1}	147.8 ^{+2.5} _{-2.4}	CV	X10	DH
47	002403.4-720505	00 24 03.450	0.002 -72 05 05.28	0.01 15	2629.8 ^{+53.3} _{-51.3}	1375.2 ^{+38.5} _{-37.1}	1387.7 ^{+38.9} _{-37.2}	147.6 ^{+2.9} _{-2.8}	85.5 ^{+1.9} _{-1.9}	AB	-	DHY
56	002402.1-720542	00 24 02.119	0.002 -72 05 42.03	0.01 51	2590.4 ^{+52.9} _{-50.9}	1487.5 ^{+40.0} _{-38.6}	1222.9 ^{+36.7} _{-35.0}	143.5 ^{+2.9} _{-2.8}	86.2 ^{+1.9} _{-1.9}	CV	X6	DHY
1	002416.9-720427	00 24 16.968	0.002 -72 04 27.21	0.01 59	1810.6 ^{+44.5} _{-42.5}	1080.1 ^{+34.3} _{-32.9}	804.7 ^{+30.1} _{-28.3}	97.3 ^{+2.4} _{-2.2}	59.7 ^{+1.6} _{-1.5}	CV	-	H?Y
2	002415.8-720436	00 24 15.880	0.002 -72 04 36.38	0.01 51	1714.0 ^{+43.4} _{-41.4}	846.7 ^{+30.5} _{-29.1}	956.7 ^{+32.6} _{-30.9}	96.1 ^{+2.4} _{-2.3}	55.8 ^{+1.5} _{-1.5}	CV	X13	DHY
51	002402.8-720449	00 24 02.824	0.003 -72 04 49.01	0.01 11	1395.1 ^{+37.3} _{-36.3}	891.1 ^{+31.3} _{-29.8}	548.3 ^{+35.1} _{-33.4}	82.9 ^{+2.3} _{-2.2}	51.1 ^{+1.5} _{-1.5}	CV	-	DHY
45	002403.7-720423	00 24 03.762	0.003 -72 04 22.98	0.01 30	1320.5 ^{+38.3} _{-36.3}	817.0 ^{+30.0} _{-28.6}	545.4 ^{+25.0} _{-23.3}	72.8 ^{+2.1} _{-2.0}	46.2 ^{+1.4} _{-1.4}	CV	-	DH
125	002353.9-720350	00 23 53.982	0.003 -72 03 50.07	0.01 81	1118.8 ^{+35.4} _{-33.4}	929.1 ^{+31.9} _{-30.5}	200.3 ^{+15.9} _{-14.1}	67.8 ^{+2.1} _{-2.0}	42.2 ^{+1.3} _{-1.3}	qLX?	X4	D?H
37	002404.9-720451	00 24 04.963	0.003 -72 04 51.33	0.01 1	1155.2 ^{+35.8} _{-34.0}	1003.3 ^{+33.1} _{-31.7}	154.6 ^{+14.1} _{-12.4}	67.1 ^{+2.1} _{-2.0}	47.1 ^{+1.4} _{-1.4}	qLX?	-	DHY
25	002407.1-720545	00 24 07.137	0.003 -72 05 45.79	0.01 54	1024.3 ^{+34.0} _{-32.0}	646.9 ^{+26.8} _{-25.4}	418.8 ^{+22.2} _{-20.4}	56.8 ^{+1.9} _{-1.7}	35.8 ^{+1.2} _{-1.2}	CV	X11	D
30	002406.0-720456	00 24 05.996	0.003 -72 04 56.18	0.01 5	875.9 ^{+31.6} _{-29.6}	562.8 ^{+25.1} _{-23.7}	347.3 ^{+20.4} _{-18.6}	51.0 ^{+1.8} _{-1.7}	31.6 ^{+1.2} _{-1.1}	CV	X19	DY
17	002408.3-720431	00 24 08.305	0.003 -72 04 31.43	0.01 25	756.9 ^{+29.5} _{-27.5}	604.7 ^{+26.0} _{-24.6}	159.7 ^{+14.3} _{-12.6}	48.4 ^{+1.9} _{-1.7}	29.9 ^{+1.2} _{-1.1}	qLX?	-	-
64	002357.6-720502	00 23 57.671	0.003 -72 05 01.98	0.02 36	780.5 ^{+30.0} _{-27.9}	492.0 ^{+23.6} _{-22.2}	337.3 ^{+20.1} _{-18.3}	46.4 ^{+1.7} _{-1.6}	26.2 ^{+1.1} _{-1.0}	AB	-	DH?
23	002407.8-720441	00 24 07.806	0.004 -72 04 41.56	0.02 15	712.3 ^{+28.7} _{-26.7}	428.4 ^{+22.1} _{-20.7}	293.5 ^{+18.8} _{-17.1}	41.8 ^{+1.7} _{-1.6}	28.6 ^{+1.2} _{-1.1}	AB	-	HY
53	002402.5-720511	00 24 02.530	0.003 -72 05 11.25	0.02 22	651.7 ^{+27.6} _{-25.5}	368.9 ^{+20.6} _{-19.2}	307.9 ^{+19.3} _{-17.5}	36.8 ^{+1.5} _{-1.4}	21.5 ^{+1.0} _{-0.9}	CV	-	Y
8	002410.7-720425	00 24 10.747	0.004 -72 04 25.67	0.02 36	589.5 ^{+26.2} _{-24.2}	142.6 ^{+13.3} _{-11.9}	529.5 ^{+24.7} _{-23.0}	37.7 ^{+1.6} _{-1.5}	14.0 ^{+0.8} _{-0.7}	CV	-	Y
36	002404.9-720455	00 24 04.913	0.003 -72 04 55.36	0.02 3	491.1 ^{+24.0} _{-22.1}	106.9 ^{+11.8} _{-10.3}	509.8 ^{+24.2} _{-22.6}	50.0 ^{+2.2} _{-2.0}	9.4 ^{+0.7} _{-0.7}	CV	AKO9	D?H?
32	002405.6-720449	00 24 05.645	0.003 -72 04 49.20	0.02 3	544.6 ^{+25.3} _{-23.3}	400.0 ^{+21.4} _{-20.0}	158.0 ^{+14.3} _{-12.5}	37.5 ^{+1.7} _{-1.6}	22.5 ^{+1.1} _{-1.0}	CV?	-	DH
114	002419.3-720334	00 24 19.364	0.004 -72 03 34.78	0.02 101	506.4 ^{+24.5} _{-22.5}	349.5 ^{+20.1} _{-18.7}	173.3 ^{+14.9} _{-13.1}	29.5 ^{+1.4} _{-1.3}	18.3 ^{+0.9} _{-0.9}	-	-	DY
24	002407.3-720449	00 24 07.389	0.005 -72 04 49.63	0.02 9	411.3 ^{+22.3} _{-20.2}	296.1 ^{+18.6} _{-17.2}	119.9 ^{+10.7} _{-9.7}	31.8 ^{+1.7} _{-1.6}	22.0 ^{+1.2} _{-1.1}	AB?	-	DHYc
15	002408.4-720500	00 24 08.475	0.005 -72 05 00.30	0.02 16	370.1 ^{+21.2} _{-19.2}	99.5 ^{+11.3} _{-9.9}	321.1 ^{+19.7} _{-17.9}	24.5 ^{+1.3} _{-1.2}	9.9 ^{+0.7} _{-0.6}	CV	-	-
20	002407.9-720454	00 24 07.924	0.005 -72 04 54.76	0.02 12	366.9 ^{+21.2} _{-19.1}	238.8 ^{+16.9} _{-15.4}	132.7 ^{+13.2} _{-11.5}	19.6 ^{+1.1} _{-1.0}	14.0 ^{+0.8} _{-0.8}	CV?	-	-
122	002403.8-720621	00 24 03.835	0.005 -72 06 21.61	0.03 89	349.6 ^{+20.7} _{-18.7}	222.6 ^{+16.4} _{-14.9}	140.1 ^{+13.6} _{-11.8}	20.2 ^{+1.2} _{-1.1}	12.6 ^{+0.8} _{-0.7}	CV	-	D
117	002413.7-720302	00 24 13.793	0.007 -72 03 02.17	0.02 116	320.5 ^{+20.0} _{-17.9}	203.3 ^{+15.7} _{-14.2}	125.2 ^{+12.9} _{-11.1}	18.7 ^{+1.2} _{-1.0}	12.2 ^{+0.8} _{-0.7}	-	-	-
44	002403.6-720459	00 24 03.683	0.005 -72 04 59.06	0.03 10	305.0 ^{+19.5} _{-17.4}	184.8 ^{+15.0} _{-13.6}	131.0 ^{+13.2} _{-11.4}	19.6 ^{+1.2} _{-1.1}	11.4 ^{+0.8} _{-0.7}	CV	-	Y
29	002406.0-720449	00 24 06.057	0.005 -72 04 49.03	0.02 4	264.2 ^{+18.3} _{-16.2}	179.8 ^{+14.9} _{-13.4}	95.9 ^{+11.6} _{-9.7}	19.8 ^{+1.4} _{-1.2}	11.5 ^{+0.8} _{-0.8}	MSP	MSP-W	-
113	002425.8-720703	00 24 25.814	0.006 -72 07 03.53	0.03 161	267.4 ^{+18.3} _{-16.3}	211.2 ^{+16.0} _{-14.5}	59.3 ^{+9.5} _{-7.6}	15.5 ^{+1.1} _{-0.9}	10.7 ^{+0.7} _{-0.7}	-	-	H?
41	002404.3-720501	00 24 04.323	0.007 -72 05 01.31	0.03 10	258.7 ^{+18.1} _{-16.0}	149.0 ^{+13.7} _{-12.2}	120.2 ^{+12.7} _{-10.9}	15.7 ^{+1.1} _{-1.0}	8.6 ^{+0.6} _{-0.6}	AB	-	-
21	002407.7-720527	00 24 07.769	0.007 -72 05 27.24	0.03 36	247.3 ^{+17.8} _{-15.7}	176.0 ^{+14.7} _{-13.2}	73.5 ^{+10.3} _{-8.5}	14.2 ^{+1.0} _{-0.9}	9.3 ^{+0.7} _{-0.6}	CV	-	DH
120	002411.0-720620	00 24 11.090	0.006 -72 06 20.04	0.03 91	228.7 ^{+17.2} _{-15.1}	146.8 ^{+13.6} _{-12.1}	97.9 ^{+11.7} _{-9.8}	15.0 ^{+1.1} _{-1.0}	8.6 ^{+0.7} _{-0.6}	CV	-	-
34	002405.2-720446	00 24 05.203	0.005 -72 04 46.72	0.03 5	208.2 ^{+16.5} _{-14.4}	158.8 ^{+14.1} _{-12.6}	57.1 ^{+9.4} _{-7.5}	16.5 ^{+1.3} _{-1.1}	10.5 ^{+0.8} _{-0.7}	MSP?	-	-
16	002408.2-720435	00 24 08.284	0.007 -72 04 35.79	0.03 21	208.1 ^{+16.5} _{-14.4}	118.2 ^{+12.3} _{-10.8}	98.4 ^{+11.7} _{-9.9}	13.3 ^{+1.0} _{-0.9}	7.1 ^{+0.6} _{-0.6}	CV?	-	DY
77	002403.9-720442	00 24 03.907	0.007 -72 04 42.47	0.03 11	197.4 ^{+16.0} _{-14.0}	180.3 ^{+14.9} _{-13.4}	17.7 ^{+6.1} _{-4.1}	13.4 ^{+1.1} _{-0.9}	9.1 ^{+0.7} _{-0.6}	MSP	MSP-FS	c
106	002403.7-720456	00 24 03.754	0.005 -72 04 56.87	0.03 8	199.8 ^{+16.1} _{-14.1}	172.9 ^{+14.6} _{-13.1}	28.7 ^{+7.2} _{-5.3}	14.2 ^{+1.1} _{-1.0}	9.1 ^{+0.7} _{-0.7}	MSP	MSP-L	c
43	002404.2-720443	00 24 04.248	0.006 -72 04 43.54	0.04 9	194.6 ^{+16.0} _{-13.9}	126.5 ^{+12.7} _{-11.2}	71.8 ^{+10.2} _{-8.4}	13.4 ^{+1.1} _{-0.9}	8.6 ^{+0.7} _{-0.7}	AB	-	Dc
118	002411.5-720224	00 24 11.515	0.011 -72 02 24.35	0.04 150	192.5 ^{+15.9} _{-13.8}	132.7 ^{+13.0} _{-11.5}	68.7 ^{+10.1} _{-8.2}	11.1 ^{+0.9} _{-0.8}	7.1 ^{+0.6} _{-0.5}	-	-	D?
290	002405.1-720435	00 24 05.098	0.006 -72 04 35.21	0.03 17	188.1 ^{+15.8} _{-13.7}	140.7 ^{+13.3} _{-11.8}	48.9 ^{+8.8} _{-6.9}	12.0 ^{+1.0} _{-0.9}	7.6 ^{+0.6} _{-0.6}	-	-	Y
39	002404.6-720453	00 24 04.614	0.007 -72 04 53.83	0.03 3	176.1 ^{+15.3} _{-13.2}	146.3 ^{+13.6} _{-12.1}	36.2 ^{+7.9} _{-5.9}	12.1 ^{+1.0} _{-0.9}	7.5 ^{+0.6} _{-0.6}	MSP	MSP-O	Dc

X-ray Sources in 47 Tuc

TABLE 2 — *Continued*

W	Names CXO GLB J	Position		Dist. (")	L_X					ID Type	Other Names	Notes	
		α (J2000) (h m s err)	δ (J2000) ($^{\circ}$ ' " err)		0.5-4.5 keV	0.5-1.5 keV	1.5-6 keV	0.5-6.0 (10^{30} ergs s $^{-1}$)	0.5-2.5				
(1)	(2)	(3)	(4)	(5)	(6)	(7)	(8)	(9)	(10)	(11)	(12)	(13)	
26	002406.8-720512	00 24 06.826	0.008 -72 05 12.38	0.03	21	173.9 $^{+15.2}_{-13.1}$	127.9 $^{+12.8}_{-11.3}$	46.3 $^{+8.5}_{-6.7}$	9.3 $^{+0.8}_{-0.7}$	7.1 $^{+0.6}_{-0.5}$	AB	-	H
65	002353.4-720511	00 23 53.485	0.009 -72 05 11.33	0.04	57	151.8 $^{+14.4}_{-12.3}$	122.2 $^{+12.5}_{-11.0}$	33.8 $^{+7.7}_{-5.7}$	9.5 $^{+0.9}_{-0.8}$	5.8 $^{+0.5}_{-0.5}$	-	-	-
54	002402.5-720444	00 24 02.505	0.007 -72 04 44.47	0.04	15	159.9 $^{+14.6}_{-12.6}$	129.7 $^{+12.8}_{-11.4}$	32.7 $^{+7.6}_{-5.6}$	8.6 $^{+0.8}_{-0.7}$	6.3 $^{+0.6}_{-0.5}$	AB?	-	H
3	002415.1-720443	00 24 15.161	0.008 -72 04 43.50	0.03	46	150.0 $^{+14.3}_{-12.2}$	123.1 $^{+12.6}_{-11.1}$	28.5 $^{+7.2}_{-5.2}$	9.5 $^{+0.9}_{-0.8}$	6.3 $^{+0.6}_{-0.5}$	AB	-	-
126	002344.8-720602	00 23 44.835	0.010 -72 06 02.01	0.06	117	136.8 $^{+13.7}_{-11.6}$	36.8 $^{+7.5}_{-6.0}$	113.5 $^{+12.4}_{-10.6}$	9.3 $^{+0.9}_{-0.8}$	4.6 $^{+0.5}_{-0.5}$	-	-	-
63	002359.4-720358	00 23 59.403	0.007 -72 03 58.77	0.04	60	135.2 $^{+13.3}_{-11.6}$	96.6 $^{+11.3}_{-9.8}$	41.7 $^{+8.3}_{-6.4}$	8.2 $^{+0.8}_{-0.7}$	4.9 $^{+0.5}_{-0.4}$	MSP	MSP-J	-
19	002407.9-720439	00 24 07.943	0.008 -72 04 39.65	0.03	17	133.0 $^{+13.5}_{-11.5}$	113.1 $^{+12.1}_{-10.6}$	20.0 $^{+6.3}_{-4.4}$	9.2 $^{+0.9}_{-0.8}$	6.2 $^{+0.6}_{-0.5}$	MSP	MSP-GI	-
147	002352.2-720723	00 23 52.236	0.010 -72 07 23.50	0.07	162	139.2 $^{+13.9}_{-11.7}$	85.4 $^{+10.7}_{-9.2}$	57.0 $^{+9.3}_{-7.5}$	7.8 $^{+0.8}_{-0.7}$	5.3 $^{+0.5}_{-0.5}$	-	-	-
140	002409.2-720543	00 24 09.219	0.007 -72 05 43.87	0.04	54	128.5 $^{+13.4}_{-11.3}$	77.9 $^{+10.3}_{-8.8}$	57.3 $^{+9.4}_{-7.5}$	7.7 $^{+0.8}_{-0.7}$	4.6 $^{+0.5}_{-0.4}$	CV?	-	D
33	002405.3-720421	00 24 05.364	0.007 -72 04 21.53	0.04	30	131.4 $^{+13.4}_{-11.4}$	39.5 $^{+7.7}_{-6.2}$	101.0 $^{+11.8}_{-10.0}$	8.3 $^{+0.8}_{-0.7}$	3.0 $^{+0.4}_{-0.4}$	CV	-	-
40	002404.6-720434	00 24 04.634	0.007 -72 04 34.38	0.04	18	122.9 $^{+13.0}_{-11.0}$	113.7 $^{+12.1}_{-10.6}$	9.2 $^{+5.0}_{-2.9}$	8.3 $^{+0.9}_{-0.7}$	5.3 $^{+0.5}_{-0.5}$	-	-	-
168	002406.0-720346	00 24 06.013	0.008 -72 03 46.23	0.04	66	132.4 $^{+13.5}_{-11.4}$	106.9 $^{+11.8}_{-10.3}$	25.5 $^{+6.8}_{-5.0}$	7.2 $^{+0.7}_{-0.6}$	5.7 $^{+0.5}_{-0.5}$	AB?	-	H?Y
198	002407.6-720450	00 24 07.551	0.054 -72 04 50.37	0.25	10	122.6 $^{+13.1}_{-11.0}$	106.3 $^{+11.8}_{-10.3}$	18.1 $^{+6.2}_{-4.1}$	10.8 $^{+1.2}_{-1.0}$	7.1 $^{+0.7}_{-0.7}$	MSP	MSP-R	mD?c
72	002410.4-720459	00 24 10.466	0.009 -72 04 59.90	0.03	25	122.9 $^{+13.1}_{-11.0}$	99.5 $^{+11.4}_{-9.9}$	25.0 $^{+6.9}_{-4.9}$	6.9 $^{+0.7}_{-0.6}$	4.8 $^{+0.5}_{-0.4}$	AB	-	-
251	002411.0-720444	00 24 11.059	0.009 -72 04 44.03	0.04	27	119.7 $^{+13.0}_{-10.9}$	89.7 $^{+10.9}_{-9.4}$	30.7 $^{+7.4}_{-5.5}$	6.7 $^{+0.7}_{-0.6}$	4.8 $^{+0.5}_{-0.5}$	AGB	-	DHY
38	002404.8-720446	00 24 04.888	0.007 -72 04 46.09	0.03	6	121.4 $^{+13.1}_{-11.0}$	93.4 $^{+11.1}_{-9.6}$	28.6 $^{+7.2}_{-5.3}$	8.0 $^{+0.9}_{-0.7}$	5.7 $^{+0.5}_{-0.5}$	AB	-	DH?
7	002411.1-720520	00 24 11.105	0.009 -72 05 20.20	0.04	38	103.2 $^{+12.1}_{-10.1}$	91.6 $^{+11.1}_{-9.5}$	11.7 $^{+5.4}_{-3.3}$	6.4 $^{+0.8}_{-0.6}$	4.2 $^{+0.5}_{-0.4}$	MSP	MSP-E	-
57	002401.3-720445	00 24 01.364	0.009 -72 04 45.63	0.04	19	114.0 $^{+12.8}_{-10.6}$	83.6 $^{+10.6}_{-9.1}$	34.9 $^{+7.8}_{-5.8}$	6.7 $^{+0.7}_{-0.6}$	4.4 $^{+0.5}_{-0.4}$	-	-	DH?
143	002401.6-720257	00 24 01.687	0.015 -72 02 57.68	0.06	115	112.7 $^{+12.7}_{-10.5}$	78.5 $^{+10.3}_{-8.8}$	34.4 $^{+7.6}_{-5.8}$	6.0 $^{+0.7}_{-0.6}$	4.7 $^{+0.5}_{-0.5}$	-	-	Y
73	002407.2-720457	00 24 07.208	0.010 -72 04 57.41	0.05	10	103.7 $^{+12.2}_{-10.1}$	84.7 $^{+10.7}_{-9.2}$	19.9 $^{+6.3}_{-4.3}$	5.8 $^{+0.7}_{-0.6}$	4.2 $^{+0.5}_{-0.4}$	AB	-	-
262	002408.5-720535	00 24 08.544	0.009 -72 05 35.18	0.05	45	97.6 $^{+11.9}_{-9.8}$	76.5 $^{+10.2}_{-8.7}$	21.0 $^{+6.9}_{-4.5}$	5.7 $^{+0.7}_{-0.6}$	3.9 $^{+0.4}_{-0.4}$	AGB	-	Y
28	002406.0-720501	00 24 05.998	0.012 -72 05 01.37	0.05	9	91.6 $^{+11.5}_{-9.5}$	82.6 $^{+10.6}_{-9.0}$	9.0 $^{+5.0}_{-2.9}$	5.4 $^{+0.7}_{-0.6}$	3.8 $^{+0.4}_{-0.4}$	MSP?	-	-
10	002410.0-720441	00 24 10.048	0.013 -72 04 41.20	0.05	24	90.8 $^{+11.6}_{-9.4}$	63.4 $^{+9.5}_{-7.9}$	30.9 $^{+7.4}_{-5.5}$	5.9 $^{+0.7}_{-0.6}$	3.2 $^{+0.4}_{-0.4}$	CV?	-	H?
340	002349.2-720351	00 23 49.268	0.012 -72 03 51.44	0.06	95	98.7 $^{+12.0}_{-9.9}$	60.6 $^{+9.2}_{-7.7}$	41.6 $^{+8.3}_{-6.4}$	5.5 $^{+0.7}_{-0.5}$	3.4 $^{+0.4}_{-0.4}$	-	-	-
66	002415.9-720451	00 24 15.960	0.011 -72 04 51.55	0.04	49	86.7 $^{+11.3}_{-9.2}$	77.9 $^{+10.3}_{-8.8}$	10.1 $^{+5.2}_{-3.0}$	5.2 $^{+0.7}_{-0.6}$	3.5 $^{+0.4}_{-0.4}$	AB	-	-
59	002400.6-720554	00 24 00.636	0.013 -72 05 54.25	0.05	65	88.8 $^{+11.6}_{-9.3}$	53.7 $^{+9.8}_{-7.3}$	38.8 $^{+8.1}_{-6.1}$	5.7 $^{+0.7}_{-0.6}$	3.2 $^{+0.4}_{-0.4}$	AB	-	-
52	002402.6-720538	00 24 02.642	0.011 -72 05 38.54	0.06	47	90.4 $^{+11.6}_{-9.4}$	69.3 $^{+9.8}_{-8.3}$	21.7 $^{+6.5}_{-4.6}$	5.1 $^{+0.7}_{-0.5}$	3.6 $^{+0.4}_{-0.4}$	-	-	-
265	002408.1-720447	00 24 08.103	0.011 -72 04 47.88	0.09	13	88.7 $^{+11.5}_{-9.3}$	72.9 $^{+10.0}_{-8.5}$	15.8 $^{+5.9}_{-3.9}$	5.2 $^{+0.7}_{-0.5}$	3.4 $^{+0.4}_{-0.4}$	-	-	c
67	002413.8-720443	00 24 13.857	0.012 -72 04 43.82	0.06	40	86.0 $^{+11.3}_{-9.2}$	73.6 $^{+10.1}_{-8.5}$	12.4 $^{+5.5}_{-3.4}$	5.3 $^{+0.7}_{-0.6}$	3.3 $^{+0.4}_{-0.4}$	MSP	MSP-D	-
243	002413.7-720334	00 24 13.764	0.011 -72 03 34.45	0.05	87	88.7 $^{+11.5}_{-9.3}$	68.5 $^{+9.8}_{-8.2}$	20.5 $^{+6.4}_{-4.4}$	5.5 $^{+0.7}_{-0.6}$	3.7 $^{+0.4}_{-0.4}$	AGB	-	D
121	002405.1-720604	00 24 05.156	0.009 -72 06 04.46	0.06	72	77.0 $^{+10.7}_{-8.7}$	72.5 $^{+10.0}_{-8.5}$	4.9 $^{+4.4}_{-2.0}$	5.3 $^{+0.8}_{-0.6}$	3.3 $^{+0.4}_{-0.4}$	AB	-	-
90	002350.6-720541	00 23 50.670	0.012 -72 05 41.52	0.08	83	75.2 $^{+10.8}_{-8.6}$	52.8 $^{+8.8}_{-7.2}$	26.0 $^{+7.0}_{-5.0}$	5.0 $^{+0.7}_{-0.6}$	2.7 $^{+0.4}_{-0.3}$	-	-	-
293	002404.9-720454	00 24 04.987	0.005 -72 04 53.95	0.04	2	84.7 $^{+11.3}_{-9.1}$	66.2 $^{+9.6}_{-8.1}$	18.8 $^{+6.2}_{-4.2}$	8.1 $^{+1.1}_{-0.9}$	5.8 $^{+0.7}_{-0.6}$	-	-	Yc
11	002409.8-720359	00 24 09.832	0.010 -72 03 59.62	0.05	56	83.7 $^{+11.2}_{-9.1}$	72.5 $^{+10.0}_{-8.5}$	11.9 $^{+5.4}_{-3.3}$	4.7 $^{+0.6}_{-0.5}$	3.3 $^{+0.4}_{-0.4}$	MSP	MSP-U	H?
18	002408.1-720513	00 24 08.163	0.010 -72 05 13.23	0.06	24	82.5 $^{+11.1}_{-9.0}$	74.5 $^{+10.1}_{-8.6}$	8.6 $^{+5.0}_{-2.8}$	4.8 $^{+0.7}_{-0.5}$	3.4 $^{+0.4}_{-0.4}$	AB	-	-
31	002405.6-720504	00 24 05.666	0.009 -72 05 04.08	0.05	11	82.7 $^{+11.2}_{-9.0}$	61.7 $^{+9.3}_{-7.8}$	21.8 $^{+6.6}_{-4.6}$	4.8 $^{+0.7}_{-0.5}$	3.4 $^{+0.4}_{-0.4}$	MSP?	-	DH
75	002406.3-720452	00 24 06.370	0.008 -72 04 52.62	0.05	4	79.0 $^{+11.0}_{-8.8}$	62.6 $^{+9.4}_{-7.9}$	16.4 $^{+5.9}_{-4.0}$	5.6 $^{+0.8}_{-0.6}$	4.2 $^{+0.5}_{-0.5}$	AB	-	D?c
201	002407.0-720442	00 24 07.060	0.010 -72 04 42.68	0.06	12	73.7 $^{+10.7}_{-8.5}$	46.6 $^{+8.3}_{-6.8}$	30.0 $^{+7.4}_{-5.4}$	4.3 $^{+0.6}_{-0.5}$	2.7 $^{+0.4}_{-0.3}$	-	-	c
248	002412.0-720512	00 24 12.424	0.008 -72 05 12.38	0.05	36	80.1 $^{+11.0}_{-8.9}$	59.2 $^{+9.2}_{-7.6}$	21.6 $^{+6.5}_{-4.5}$	5.2 $^{+0.7}_{-0.6}$	3.2 $^{+0.4}_{-0.4}$	AGB	-	Y
4	002413.4-720451	00 24 13.447	0.008 -72 04 51.22	0.04	37	80.9 $^{+11.1}_{-8.9}$	59.8 $^{+9.2}_{-7.7}$	21.2 $^{+6.4}_{-4.5}$	4.5 $^{+0.6}_{-0.5}$	3.2 $^{+0.4}_{-0.4}$	AB?	-	-
200	002407.1-720507	00 24 07.150	0.012 -72 05 07.00	0.05	17	70.6 $^{+10.4}_{-8.3}$	66.2 $^{+9.6}_{-8.1}$	4.8 $^{+4.4}_{-2.0}$	4.1 $^{+0.6}_{-0.5}$	2.9 $^{+0.4}_{-0.3}$	-	-	H?

TABLE 2 — *Continued*

W	Names CXO GLB J	Position		Dist. (")	Counts			L_X		ID Type	Other Names	Notes		
		α (J2000) (h m s err)	δ (J2000) ($^{\circ}$ ' " err)		0.5-4.5 keV	0.5-1.5 keV	1.5-6 keV	0.5-6.0 (10^{30} ergs s $^{-1}$)	0.5-2.5 (10)					
(1)	(2)	(3)	(4)	(5)	(6)	(7)	(8)	(9)	(10)	(11)	(12)	(13)		
50	002403.0-720426	00 24 03.038	0.011	-72 04 26.58	0.07	27	74.7 $^{+10.7}_{-8.6}$	54.0 $^{+8.8}_{-7.3}$	24.2 $^{+6.9}_{-4.8}$	4.4 $^{+0.6}_{-0.5}$	2.7 $^{+0.4}_{-0.3}$	-	-	-
14	002408.7-720507	00 24 08.757	0.010	-72 05 07.56	0.05	22	70.5 $^{+10.4}_{-8.3}$	61.3 $^{+9.3}_{-7.8}$	10.5 $^{+5.3}_{-3.1}$	4.1 $^{+0.6}_{-0.5}$	2.9 $^{+0.4}_{-0.3}$	AB	-	D?
61	002359.9-720504	00 23 59.911	0.014	-72 05 04.62	0.06	27	75.0 $^{+10.7}_{-8.6}$	63.6 $^{+9.5}_{-7.9}$	11.8 $^{+5.4}_{-3.3}$	4.2 $^{+0.6}_{-0.5}$	3.1 $^{+0.4}_{-0.4}$	-	-	-
74	002406.7-720406	00 24 06.707	0.011	-72 04 06.88	0.06	45	65.1 $^{+10.0}_{-8.0}$	62.5 $^{+9.4}_{-7.9}$	3.3 $^{+4.0}_{-1.6}$	4.5 $^{+0.7}_{-0.5}$	2.8 $^{+0.4}_{-0.3}$	MSP	MSP-H	-
71	002410.6-720516	00 24 10.644	0.014	-72 05 16.46	0.08	34	71.2 $^{+10.5}_{-8.3}$	55.6 $^{+9.0}_{-7.4}$	15.6 $^{+5.9}_{-3.9}$	4.2 $^{+0.6}_{-0.5}$	2.8 $^{+0.4}_{-0.3}$	CV?	-	H
132	002434.9-720501	00 24 34.989	0.012	-72 05 01.72	0.07	137	40.4 $^{+8.3}_{-6.3}$	2.1 $^{+3.3}_{-1.2}$	62.7 $^{+9.7}_{-7.8}$	4.8 $^{+0.8}_{-0.6}$	0.5 $^{+0.2}_{-0.1}$	-	-	-
351	002406.3-720439	00 24 06.346	0.013	-72 04 38.96	0.08	14	62.1 $^{+10.0}_{-7.8}$	42.1 $^{+8.0}_{-6.4}$	22.3 $^{+6.6}_{-4.6}$	3.7 $^{+0.6}_{-0.5}$	2.1 $^{+0.3}_{-0.3}$	-	-	-
104	002416.4-720425	00 24 16.482	0.012	-72 04 25.15	0.05	58	62.0 $^{+9.9}_{-7.8}$	54.0 $^{+8.9}_{-7.3}$	8.5 $^{+5.0}_{-2.7}$	3.8 $^{+0.6}_{-0.5}$	2.5 $^{+0.4}_{-0.3}$	MSP	MSP-Q	-
13	002409.1-720428	00 24 09.169	0.011	-72 04 28.82	0.06	29	57.8 $^{+9.7}_{-7.5}$	45.3 $^{+8.2}_{-6.7}$	12.9 $^{+5.5}_{-3.5}$	3.3 $^{+0.6}_{-0.4}$	2.4 $^{+0.4}_{-0.3}$	MSP	MSP-N	-
83	002400.9-720414	00 24 00.914	0.023	-72 04 14.26	0.05	43	59.6 $^{+9.8}_{-7.6}$	46.4 $^{+8.3}_{-6.8}$	16.2 $^{+6.0}_{-3.6}$	3.8 $^{+0.6}_{-0.5}$	2.3 $^{+0.4}_{-0.3}$	-	-	c
160	002428.9-720256	00 24 28.958	0.016	-72 02 56.68	0.06	159	57.5 $^{+9.7}_{-7.5}$	47.2 $^{+8.4}_{-6.8}$	12.8 $^{+5.6}_{-3.4}$	3.7 $^{+0.6}_{-0.5}$	2.3 $^{+0.4}_{-0.3}$	-	-	-
107	002354.4-720530	00 23 54.489	0.013	-72 05 30.83	0.08	62	55.6 $^{+9.5}_{-7.4}$	51.8 $^{+8.7}_{-7.1}$	5.4 $^{+4.5}_{-2.1}$	3.4 $^{+0.6}_{-0.4}$	2.2 $^{+0.3}_{-0.3}$	MSP	MSP-M	-
82	002401.4-720441	00 24 01.443	0.018	-72 04 41.75	0.06	20	55.9 $^{+9.5}_{-7.4}$	48.8 $^{+8.5}_{-6.9}$	7.6 $^{+4.7}_{-2.6}$	3.5 $^{+0.6}_{-0.5}$	2.3 $^{+0.4}_{-0.3}$	CV	-	-
84	002400.3-720546	00 24 00.385	0.014	-72 05 46.53	0.05	58	49.3 $^{+9.1}_{-6.9}$	41.9 $^{+8.0}_{-6.4}$	7.4 $^{+4.7}_{-2.6}$	2.8 $^{+0.5}_{-0.4}$	2.0 $^{+0.3}_{-0.3}$	-	-	-
263	002408.3-720433	00 24 08.304	0.015	-72 04 33.86	0.04	23	52.2 $^{+9.2}_{-7.1}$	48.8 $^{+8.5}_{-6.9}$	5.1 $^{+4.4}_{-2.0}$	4.4 $^{+0.8}_{-0.6}$	2.7 $^{+0.4}_{-0.4}$	-	-	-
202	002405.0-720443	00 24 05.006	0.014	-72 04 43.60	0.06	8	54.4 $^{+9.4}_{-7.3}$	50.4 $^{+8.6}_{-7.0}$	4.1 $^{+4.2}_{-2.2}$	3.6 $^{+0.6}_{-0.5}$	2.2 $^{+0.3}_{-0.3}$	-	-	c
253	002410.9-720505	00 24 10.972	0.013	-72 05 05.00	0.05	29	41.7 $^{+8.5}_{-6.4}$	40.0 $^{+7.9}_{-6.3}$	2.3 $^{+3.8}_{-1.2}$	2.7 $^{+0.6}_{-0.4}$	1.7 $^{+0.3}_{-0.3}$	-	-	-
6	002411.6-720503	00 24 11.625	0.011	-72 05 03.77	0.06	31	49.3 $^{+9.1}_{-6.9}$	42.0 $^{+8.0}_{-6.4}$	7.4 $^{+4.8}_{-2.6}$	3.0 $^{+0.6}_{-0.4}$	2.0 $^{+0.3}_{-0.3}$	MSP?	-	H?
238	002415.2-720456	00 24 15.261	0.012	-72 04 56.61	0.05	46	53.7 $^{+9.4}_{-7.2}$	47.8 $^{+8.4}_{-6.9}$	6.4 $^{+4.7}_{-2.3}$	3.2 $^{+0.6}_{-0.4}$	2.3 $^{+0.4}_{-0.3}$	AGB	-	H?
307	002401.3-720448	00 24 01.312	0.013	-72 04 48.19	0.07	18	54.2 $^{+9.5}_{-7.3}$	45.5 $^{+8.3}_{-6.7}$	9.1 $^{+5.1}_{-2.9}$	3.4 $^{+0.6}_{-0.4}$	2.2 $^{+0.4}_{-0.3}$	-	-	H?c
166	002415.7-720307	00 24 15.722	0.018	-72 03 07.17	0.07	115	50.6 $^{+9.3}_{-7.0}$	37.6 $^{+7.6}_{-6.1}$	13.7 $^{+5.7}_{-3.6}$	3.0 $^{+0.6}_{-0.4}$	2.1 $^{+0.3}_{-0.3}$	-	-	-
5	002412.6-720440	00 24 12.635	0.011	-72 04 40.94	0.07	35	49.1 $^{+9.1}_{-6.9}$	44.2 $^{+8.2}_{-6.6}$	5.0 $^{+4.4}_{-2.1}$	3.4 $^{+0.6}_{-0.5}$	2.1 $^{+0.3}_{-0.3}$	MSP?	-	-
48	002403.2-720429	00 24 03.211	0.017	-72 04 29.63	0.06	24	52.4 $^{+9.3}_{-7.1}$	45.4 $^{+8.3}_{-6.7}$	8.5 $^{+5.0}_{-2.7}$	3.5 $^{+0.6}_{-0.5}$	2.3 $^{+0.4}_{-0.3}$	-	-	D
142	002404.1-720420	00 24 04.191	0.019	-72 04 20.11	0.06	32	43.9 $^{+8.8}_{-6.5}$	32.0 $^{+7.2}_{-5.6}$	14.2 $^{+5.8}_{-3.6}$	2.8 $^{+0.6}_{-0.4}$	1.7 $^{+0.3}_{-0.3}$	MSP?	-	-
279	002406.5-720451	00 24 06.454	0.054	-72 04 51.00	0.25	5	42.9 $^{+8.6}_{-6.4}$	40.5 $^{+7.9}_{-6.3}$	2.4 $^{+3.9}_{-1.3}$	2.9 $^{+0.6}_{-0.4}$	2.1 $^{+0.4}_{-0.3}$	-	-	mc
62	002359.3-720448	00 23 59.314	0.012	-72 04 48.23	0.06	27	46.3 $^{+8.9}_{-6.7}$	40.1 $^{+7.8}_{-6.3}$	6.2 $^{+4.6}_{-2.4}$	2.6 $^{+0.5}_{-0.4}$	1.9 $^{+0.3}_{-0.3}$	-	-	-
184	002410.6-720529	00 24 10.598	0.014	-72 05 29.21	0.06	44	44.9 $^{+8.8}_{-6.6}$	36.2 $^{+7.5}_{-6.0}$	11.3 $^{+5.4}_{-3.2}$	2.9 $^{+0.6}_{-0.4}$	1.8 $^{+0.3}_{-0.3}$	AB	-	DH
347	002341.3-720402	00 23 41.305	0.017	-72 04 02.79	0.09	121	44.4 $^{+8.8}_{-6.6}$	33.6 $^{+7.3}_{-5.7}$	14.7 $^{+5.8}_{-3.7}$	2.7 $^{+0.5}_{-0.4}$	1.5 $^{+0.3}_{-0.2}$	-	-	-
205	002400.4-720448	00 24 00.395	0.016	-72 04 47.99	0.08	23	47.4 $^{+8.9}_{-6.8}$	43.5 $^{+8.1}_{-6.5}$	3.9 $^{+4.2}_{-1.8}$	2.5 $^{+0.5}_{-0.4}$	1.9 $^{+0.3}_{-0.3}$	-	-	-
283	002406.1-720451	00 24 06.137	0.054	-72 04 51.43	0.25	3	47.3 $^{+9.0}_{-6.8}$	37.8 $^{+7.7}_{-6.1}$	9.6 $^{+5.1}_{-3.0}$	3.5 $^{+0.7}_{-0.5}$	2.6 $^{+0.4}_{-0.4}$	-	-	mH?c
9	002410.5-720506	00 24 10.545	0.015	-72 05 06.66	0.08	28	43.7 $^{+8.7}_{-6.5}$	37.2 $^{+7.6}_{-6.0}$	8.0 $^{+4.9}_{-2.6}$	2.7 $^{+0.5}_{-0.4}$	1.8 $^{+0.3}_{-0.3}$	AB	-	-
85	002359.3-720438	00 23 59.366	0.014	-72 04 38.45	0.06	30	41.9 $^{+8.5}_{-6.4}$	38.4 $^{+7.7}_{-6.1}$	4.1 $^{+4.2}_{-1.8}$	2.9 $^{+0.6}_{-0.4}$	1.7 $^{+0.3}_{-0.3}$	CV	-	-
199	002407.2-720454	00 24 07.281	0.017	-72 04 54.79	0.07	9	45.2 $^{+8.8}_{-6.6}$	39.2 $^{+7.8}_{-6.2}$	6.0 $^{+4.5}_{-2.3}$	2.9 $^{+0.6}_{-0.4}$	2.1 $^{+0.4}_{-0.3}$	-	-	c
197	002408.0-720451	00 24 08.021	0.016	-72 04 51.28	0.07	12	42.7 $^{+8.7}_{-6.4}$	28.7 $^{+6.9}_{-5.3}$	14.6 $^{+5.8}_{-3.7}$	2.4 $^{+0.5}_{-0.4}$	1.6 $^{+0.3}_{-0.3}$	-	-	c
98	002405.1-720502	00 24 05.098	0.011	-72 05 02.79	0.06	10	41.8 $^{+8.6}_{-6.3}$	33.5 $^{+7.3}_{-5.7}$	8.2 $^{+4.9}_{-2.7}$	2.5 $^{+0.5}_{-0.4}$	1.7 $^{+0.3}_{-0.3}$	AB?	-	-
87	002357.8-720452	00 23 57.827	0.014	-72 04 52.90	0.07	34	43.6 $^{+8.6}_{-6.5}$	41.0 $^{+7.8}_{-6.3}$	2.6 $^{+3.9}_{-1.4}$	2.1 $^{+0.4}_{-0.3}$	1.9 $^{+0.3}_{-0.3}$	-	-	-
280	002406.3-720416	00 24 06.314	0.014	-72 04 16.94	0.07	35	37.6 $^{+8.3}_{-6.0}$	27.2 $^{+6.7}_{-5.1}$	12.0 $^{+5.4}_{-3.3}$	2.0 $^{+0.4}_{-0.3}$	1.5 $^{+0.3}_{-0.3}$	AGB	-	DH?
108	002350.3-720431	00 23 50.371	0.014	-72 04 31.44	0.06	71	39.5 $^{+8.3}_{-6.2}$	37.3 $^{+7.6}_{-6.0}$	2.2 $^{+3.8}_{-1.3}$	2.5 $^{+0.5}_{-0.4}$	1.7 $^{+0.3}_{-0.3}$	MSP	MSP-C	-
76	002406.5-720430	00 24 06.506	0.020	-72 04 30.46	0.08	22	45.7 $^{+9.0}_{-6.7}$	26.2 $^{+6.7}_{-5.0}$	19.6 $^{+6.3}_{-4.3}$	2.7 $^{+0.6}_{-0.4}$	1.6 $^{+0.3}_{-0.3}$	AB	-	D?
49	002403.1-720447	00 24 03.114	0.054	-72 04 47.34	0.25	11	41.6 $^{+8.6}_{-6.3}$	21.7 $^{+6.1}_{-4.6}$	23.7 $^{+6.8}_{-4.8}$	4.0 $^{+0.8}_{-0.6}$	2.3 $^{+0.5}_{-0.4}$	CV	-	m
22	002407.8-720524	00 24 07.798	0.019	-72 05 24.43	0.07	34	41.0 $^{+8.5}_{-6.3}$	33.9 $^{+7.4}_{-5.8}$	7.1 $^{+4.7}_{-2.5}$	2.4 $^{+0.6}_{-0.4}$	1.5 $^{+0.3}_{-0.2}$	AB	-	-

TABLE 2 — *Continued*

W	Names CXO GLB J	Position		Dist. (")	Counts				L_X		ID Type	Other Names	Notes
		α (J2000) (h m s err)	δ (J2000) ($^{\circ}$ ' " err)		0.5-4.5 keV	0.5-1.5 keV	1.5-6 keV	0.5-6.0 (10^{30} ergs s $^{-1}$)	0.5-2.5				
(1)	(2)	(3)	(4)	(5)	(6)	(7)	(8)	(9)	(10)	(11)	(12)	(13)	
92	002415.6-720441	00 24 15.693	0.014 -72 04 41.41	0.07 49	39.0 $^{+8.4}_{-6.1}$	26.9 $^{+6.7}_{-5.1}$	13.5 $^{+5.6}_{-3.5}$	2.3 $^{+0.5}_{-0.3}$	1.6 $^{+0.3}_{-0.3}$	AB	-	-	
203	002404.9-720437	00 24 04.911	0.014 -72 04 37.23	0.04 15	40.3 $^{+8.4}_{-6.2}$	35.9 $^{+7.5}_{-5.9}$	4.4 $^{+4.2}_{-1.9}$	3.3 $^{+0.7}_{-0.5}$	1.7 $^{+0.3}_{-0.3}$	-	-	-	
303	002402.5-720434	00 24 02.584	0.015 -72 04 34.39	0.09 21	37.2 $^{+8.3}_{-6.0}$	30.0 $^{+7.0}_{-5.4}$	7.1 $^{+4.7}_{-2.5}$	2.4 $^{+0.5}_{-0.4}$	1.5 $^{+0.3}_{-0.2}$	-	-	H?	
139	002415.4-720646	00 24 15.425	0.018 -72 06 46.79	0.10 123	39.8 $^{+8.5}_{-6.2}$	17.9 $^{+5.8}_{-4.1}$	23.5 $^{+6.7}_{-4.7}$	2.4 $^{+0.5}_{-0.4}$	1.5 $^{+0.3}_{-0.3}$	-	-	D?H?	
55	002402.1-720450	00 24 02.161	0.020 -72 04 50.61	0.06 14	38.3 $^{+8.4}_{-6.1}$	29.4 $^{+7.0}_{-5.4}$	8.9 $^{+5.0}_{-2.9}$	2.4 $^{+0.5}_{-0.4}$	1.6 $^{+0.3}_{-0.3}$	CV?	-	H?	
116	002417.2-720302	00 24 17.275	0.025 -72 03 02.74	0.07 122	40.4 $^{+8.4}_{-6.2}$	38.0 $^{+7.7}_{-6.1}$	2.4 $^{+3.9}_{-1.3}$	2.6 $^{+0.5}_{-0.4}$	1.7 $^{+0.3}_{-0.3}$	-	-	-	
249	002411.7-720518	00 24 11.767	0.021 -72 05 18.10	0.10 39	33.8 $^{+7.9}_{-5.7}$	30.1 $^{+7.0}_{-5.4}$	4.0 $^{+4.2}_{-1.8}$	2.4 $^{+0.6}_{-0.4}$	1.5 $^{+0.3}_{-0.3}$	-	-	D?	
79	002403.5-720441	00 24 03.536	0.017 -72 04 41.46	0.06 13	38.1 $^{+8.4}_{-6.1}$	26.9 $^{+6.7}_{-5.1}$	11.2 $^{+5.3}_{-3.2}$	2.4 $^{+0.5}_{-0.4}$	1.6 $^{+0.3}_{-0.3}$	-	-	c	
103	002351.9-720429	00 23 51.934	0.019 -72 04 29.88	0.08 65	40.0 $^{+8.5}_{-6.2}$	31.8 $^{+7.2}_{-5.6}$	8.3 $^{+4.9}_{-2.8}$	2.3 $^{+0.5}_{-0.4}$	1.7 $^{+0.3}_{-0.3}$	-	-	-	
101	002359.9-720531	00 23 59.979	0.013 -72 05 31.90	0.06 46	34.3 $^{+7.9}_{-5.8}$	33.6 $^{+7.3}_{-5.7}$	0.7 $^{+3.4}_{-0.6}$	2.4 $^{+0.6}_{-0.4}$	1.5 $^{+0.3}_{-0.3}$	-	-	-	
78	002403.6-720522	00 24 03.653	0.020 -72 05 22.52	0.11 31	37.8 $^{+8.2}_{-6.1}$	34.3 $^{+7.4}_{-5.8}$	3.5 $^{+4.0}_{-1.8}$	2.0 $^{+0.5}_{-0.3}$	1.6 $^{+0.3}_{-0.3}$	-	-	-	
96	002407.3-720519	00 24 07.307	0.021 -72 05 19.40	0.08 28	33.2 $^{+8.0}_{-5.6}$	23.1 $^{+6.4}_{-4.7}$	10.7 $^{+5.3}_{-3.1}$	1.9 $^{+0.5}_{-0.3}$	1.3 $^{+0.3}_{-0.2}$	MSP?	-	H?	
176	002339.1-720604	00 23 39.185	0.024 -72 06 04.72	0.18 140	38.3 $^{+8.4}_{-6.1}$	21.9 $^{+6.2}_{-4.6}$	16.4 $^{+5.9}_{-4.0}$	2.3 $^{+0.5}_{-0.4}$	1.4 $^{+0.3}_{-0.2}$	-	-	D?	
219	002422.5-720423	00 24 22.528	0.013 -72 04 23.77	0.08 84	35.6 $^{+8.1}_{-5.8}$	29.8 $^{+7.0}_{-5.4}$	6.3 $^{+4.6}_{-2.3}$	2.2 $^{+0.5}_{-0.4}$	1.5 $^{+0.3}_{-0.2}$	-	-	D?H	
319	002358.7-720447	00 23 58.770	0.014 -72 04 47.45	0.09 30	36.8 $^{+8.2}_{-5.9}$	29.5 $^{+7.0}_{-5.4}$	7.2 $^{+4.7}_{-2.6}$	2.2 $^{+0.5}_{-0.4}$	1.4 $^{+0.3}_{-0.2}$	-	-	H?	
105	002408.5-720438	00 24 08.507	0.015 -72 04 38.77	0.06 20	31.6 $^{+7.8}_{-5.5}$	26.4 $^{+6.7}_{-5.1}$	5.2 $^{+4.4}_{-2.1}$	2.1 $^{+0.5}_{-0.4}$	1.3 $^{+0.3}_{-0.2}$	MSP	MSP-T	-	
260	002408.6-720449	00 24 08.672	0.016 -72 04 49.41	0.06 15	34.7 $^{+8.0}_{-5.8}$	30.7 $^{+7.1}_{-5.5}$	4.6 $^{+4.3}_{-1.9}$	2.0 $^{+0.5}_{-0.3}$	1.4 $^{+0.3}_{-0.2}$	-	-	D?	
70	002411.8-720443	00 24 11.890	0.020 -72 04 43.76	0.09 31	33.8 $^{+7.8}_{-5.7}$	30.1 $^{+6.9}_{-5.4}$	3.7 $^{+4.1}_{-1.8}$	1.6 $^{+0.4}_{-0.3}$	1.5 $^{+0.3}_{-0.2}$	CV	-	-	
227	002418.7-720225	00 24 18.737	0.028 -72 02 25.60	0.10 159	26.4 $^{+7.2}_{-5.0}$	25.6 $^{+6.6}_{-5.0}$	1.4 $^{+3.6}_{-0.9}$	1.9 $^{+0.5}_{-0.4}$	1.1 $^{+0.3}_{-0.2}$	-	-	D?	
221	002421.4-720433	00 24 21.437	0.016 -72 04 33.16	0.08 76	28.7 $^{+7.5}_{-5.2}$	25.9 $^{+6.6}_{-5.0}$	2.8 $^{+4.0}_{-1.5}$	1.7 $^{+0.4}_{-0.3}$	1.2 $^{+0.3}_{-0.2}$	-	-	-	
141	002407.2-720446	00 24 07.246	0.013 -72 04 46.44	0.06 10	33.1 $^{+7.9}_{-5.6}$	26.7 $^{+6.7}_{-5.1}$	6.4 $^{+4.6}_{-2.4}$	1.6 $^{+0.3}_{-0.3}$	1.3 $^{+0.3}_{-0.2}$	AB?	-	D?	
159	002431.3-720618	00 24 31.320	0.025 -72 06 18.20	0.08 147	29.3 $^{+7.6}_{-5.3}$	23.2 $^{+6.4}_{-4.7}$	6.1 $^{+4.5}_{-2.3}$	2.0 $^{+0.5}_{-0.4}$	1.0 $^{+0.3}_{-0.2}$	-	-	-	
80	002402.6-720441	00 24 02.635	0.012 -72 04 41.26	0.06 16	31.1 $^{+7.8}_{-5.4}$	21.6 $^{+6.2}_{-4.6}$	9.9 $^{+5.2}_{-3.0}$	1.9 $^{+0.5}_{-0.3}$	1.2 $^{+0.3}_{-0.2}$	-	-	-	
188	002353.3-720707	00 23 53.391	0.019 -72 07 07.82	0.12 146	30.9 $^{+7.7}_{-5.4}$	13.5 $^{+5.2}_{-3.6}$	18.5 $^{+6.2}_{-4.2}$	1.8 $^{+0.5}_{-0.3}$	1.1 $^{+0.3}_{-0.2}$	-	-	-	
182	002419.3-720431	00 24 19.374	0.018 -72 04 31.26	0.12 68	28.7 $^{+7.5}_{-5.2}$	24.4 $^{+6.5}_{-4.9}$	5.8 $^{+4.6}_{-2.2}$	2.0 $^{+0.5}_{-0.4}$	1.0 $^{+0.2}_{-0.2}$	AB	-	-	
292	002404.9-720329	00 24 04.989	0.025 -72 03 29.84	0.12 82	29.7 $^{+7.6}_{-5.3}$	15.6 $^{+5.3}_{-3.9}$	15.8 $^{+5.9}_{-3.8}$	1.9 $^{+0.4}_{-0.3}$	1.0 $^{+0.3}_{-0.2}$	-	-	-	
100	002401.3-720427	00 24 01.303	0.020 -72 04 27.24	0.11 31	30.4 $^{+7.7}_{-5.4}$	20.9 $^{+6.1}_{-4.5}$	9.5 $^{+5.1}_{-3.0}$	1.7 $^{+0.4}_{-0.3}$	1.2 $^{+0.3}_{-0.2}$	-	-	-	
299	002404.1-720512	00 24 04.145	0.014 -72 05 12.47	0.07 20	26.4 $^{+7.3}_{-5.0}$	22.2 $^{+6.3}_{-4.6}$	5.4 $^{+4.5}_{-2.1}$	1.8 $^{+0.5}_{-0.3}$	1.1 $^{+0.3}_{-0.2}$	AGB	-	-	
286	002405.6-720452	00 24 05.694	0.012 -72 04 52.61	0.07 1	27.5 $^{+7.3}_{-5.1}$	25.3 $^{+6.5}_{-5.0}$	2.9 $^{+4.0}_{-1.5}$	1.5 $^{+0.4}_{-0.3}$	1.2 $^{+0.3}_{-0.2}$	AGB	-	c	
301	002403.3-720524	00 24 03.296	0.015 -72 05 24.66	0.09 33	27.2 $^{+7.4}_{-5.1}$	21.4 $^{+6.2}_{-4.5}$	5.8 $^{+4.5}_{-2.3}$	1.6 $^{+0.5}_{-0.3}$	1.1 $^{+0.3}_{-0.2}$	-	-	-	
322	002358.2-720538	00 23 58.250	0.024 -72 05 38.48	0.07 56	30.8 $^{+7.7}_{-5.4}$	26.1 $^{+6.6}_{-5.0}$	4.8 $^{+4.3}_{-2.0}$	1.8 $^{+0.5}_{-0.3}$	1.2 $^{+0.3}_{-0.2}$	-	-	H?	
187	002356.9-720341	00 23 56.915	0.016 -72 03 41.08	0.08 81	26.0 $^{+7.4}_{-5.0}$	16.6 $^{+5.7}_{-4.0}$	11.9 $^{+5.5}_{-3.3}$	1.9 $^{+0.5}_{-0.3}$	0.9 $^{+0.2}_{-0.2}$	-	-	D	
181	002431.7-720538	00 24 31.789	0.013 -72 05 38.15	0.10 130	28.9 $^{+7.6}_{-5.2}$	14.2 $^{+5.3}_{-3.7}$	16.4 $^{+6.0}_{-3.9}$	1.7 $^{+0.4}_{-0.3}$	1.1 $^{+0.3}_{-0.2}$	-	-	-	
12	002409.5-720504	00 24 09.510	0.016 -72 05 04.73	0.09 23	28.1 $^{+7.5}_{-5.2}$	25.0 $^{+6.6}_{-4.9}$	3.4 $^{+4.1}_{-1.6}$	1.7 $^{+0.5}_{-0.3}$	1.2 $^{+0.3}_{-0.2}$	AB	-	-	
267	002407.8-720458	00 24 07.812	0.014 -72 04 58.40	0.08 13	29.3 $^{+7.5}_{-5.1}$	26.9 $^{+6.7}_{-5.1}$	3.0 $^{+4.0}_{-1.5}$	1.8 $^{+0.5}_{-0.3}$	1.3 $^{+0.3}_{-0.2}$	AGB	-	-	
306	002401.3-720504	00 24 01.388	0.016 -72 05 04.33	0.10 21	25.7 $^{+7.2}_{-4.9}$	18.5 $^{+5.8}_{-4.2}$	8.5 $^{+4.9}_{-2.7}$	1.4 $^{+0.4}_{-0.3}$	1.1 $^{+0.3}_{-0.2}$	-	-	-	
196	002412.1-720455	00 24 12.141	0.016 -72 04 55.02	0.07 31	25.7 $^{+7.3}_{-4.9}$	15.2 $^{+5.5}_{-3.8}$	13.2 $^{+5.6}_{-3.5}$	2.0 $^{+0.6}_{-0.4}$	1.0 $^{+0.3}_{-0.2}$	-	-	-	
91	002417.5-720357	00 24 17.532	0.015 -72 03 57.66	0.08 78	25.6 $^{+7.2}_{-5.0}$	20.9 $^{+6.1}_{-4.5}$	4.7 $^{+4.3}_{-2.1}$	1.4 $^{+0.4}_{-0.3}$	1.1 $^{+0.3}_{-0.2}$	MSP?	-	H?	
167	002410.2-720401	00 24 10.217	0.016 -72 04 01.51	0.08 55	27.2 $^{+7.4}_{-5.1}$	22.6 $^{+6.3}_{-4.7}$	5.2 $^{+4.5}_{-2.1}$	1.5 $^{+0.4}_{-0.3}$	1.1 $^{+0.3}_{-0.2}$	AB	-	-	
266	002407.9-720502	00 24 07.958	0.013 -72 05 01.98	0.10 15	28.2 $^{+7.5}_{-5.2}$	24.5 $^{+6.5}_{-4.9}$	3.7 $^{+4.1}_{-1.8}$	1.5 $^{+0.4}_{-0.3}$	1.1 $^{+0.3}_{-0.2}$	AGB	-	-	
250	002411.3-720451	00 24 11.320	0.022 -72 04 50.98	0.10 27	24.6 $^{+7.1}_{-4.8}$	22.5 $^{+6.3}_{-4.7}$	2.8 $^{+4.0}_{-1.4}$	1.5 $^{+0.4}_{-0.3}$	1.0 $^{+0.3}_{-0.2}$	-	-	-	

TABLE 2 — *Continued*

W	Names CXO GLB J	Position		Dist. (")	Counts				L_X		ID Type	Other Names	Notes
		α (J2000) (h m s err)	δ (J2000) ($^{\circ}$ ' " err)		0.5-4.5 keV	0.5-1.5 keV	1.5-6 keV	0.5-6.0 (10^{30} ergs s^{-1})	0.5-2.5 (10^{30} ergs s^{-1})				
(1)	(2)	(3)	(4)	(5)	(6)	(7)	(8)	(9)	(10)	(11)	(12)	(13)	
297	002404.4-720432	00 24 04.487 0.018	-72 04 32.27 0.09	20	27.5 ^{+7.4} _{-5.1}	21.0 ^{+6.1} _{-4.5}	6.5 ^{+4.6} _{-2.4}	1.4 ^{+0.4} _{-0.3}	1.2 ^{+0.3} _{-0.2}	-	-	-	
282	002406.1-720542	00 24 06.172 0.015	-72 05 42.84 0.07	50	22.4 ^{+7.0} _{-4.6}	17.1 ^{+5.7} _{-4.0}	7.1 ^{+4.8} _{-2.5}	1.6 ^{+0.5} _{-0.3}	0.9 ^{+0.3} _{-0.2}	-	-	-	
285	002405.9-720510	00 24 05.936 0.028	-72 05 10.77 0.08	18	22.8 ^{+7.0} _{-4.6}	13.0 ^{+5.2} _{-3.5}	11.8 ^{+5.5} _{-3.3}	1.4 ^{+0.4} _{-0.3}	0.8 ^{+0.2} _{-0.2}	-	-	-	
277	002406.6-720453	00 24 06.656 0.054	-72 04 53.38 0.25	6	24.7 ^{+7.2} _{-4.8}	21.5 ^{+6.2} _{-4.6}	3.2 ^{+4.0} _{-1.6}	2.4 ^{+0.7} _{-0.5}	1.7 ^{+0.4} _{-0.3}	-	-	mc	
269	002407.7-720431	00 24 07.729 0.018	-72 04 31.24 0.08	23	25.6 ^{+7.1} _{-4.9}	21.7 ^{+6.1} _{-4.6}	3.9 ^{+4.2} _{-1.8}	1.2 ^{+0.4} _{-0.2}	1.2 ^{+0.3} _{-0.2}	-	-	-	
348	002341.1-720511	00 23 41.141 0.019	-72 05 11.77 0.14	113	26.3 ^{+7.3} _{-5.0}	18.9 ^{+5.8} _{-4.3}	7.4 ^{+4.8} _{-2.6}	1.3 ^{+0.4} _{-0.2}	1.0 ^{+0.3} _{-0.2}	-	-	-	
193	002434.1-720333	00 24 34.189 0.029	-72 03 33.60 0.07	154	22.7 ^{+7.0} _{-4.6}	8.6 ^{+4.5} _{-2.8}	17.4 ^{+6.2} _{-4.0}	1.5 ^{+0.4} _{-0.3}	0.7 ^{+0.2} _{-0.2}	-	-	-	
259	002409.2-720511	00 24 09.262 0.016	-72 05 11.09 0.08	26	23.0 ^{+7.1} _{-4.6}	13.2 ^{+5.2} _{-3.5}	9.8 ^{+5.1} _{-3.0}	1.3 ^{+0.4} _{-0.3}	0.9 ^{+0.2} _{-0.2}	-	-	D?H	
336	002351.9-720453	00 23 51.916 0.015	-72 04 53.85 0.10	61	20.5 ^{+6.7} _{-4.4}	19.8 ^{+6.0} _{-4.4}	0.7 ^{+3.4} _{-0.5}	1.1 ^{+0.4} _{-0.2}	0.9 ^{+0.2} _{-0.2}	-	-	D?	
60	002359.9-720513	00 23 59.934 0.017	-72 05 13.14 0.08	32	21.3 ^{+6.8} _{-4.5}	20.2 ^{+6.1} _{-4.4}	1.8 ^{+3.7} _{-1.0}	1.3 ^{+0.4} _{-0.3}	0.9 ^{+0.2} _{-0.2}	-	-	-	
295	002404.6-720509	00 24 04.669 0.014	-72 05 09.40 0.10	17	13.6 ^{+5.9} _{-3.5}	12.8 ^{+5.2} _{-3.5}	1.9 ^{+3.7} _{-1.1}	1.1 ^{+0.5} _{-0.3}	0.6 ^{+0.2} _{-0.2}	-	-	-	
257	002410.0-720451	00 24 10.000 0.016	-72 04 51.73 0.09	21	24.0 ^{+7.1} _{-4.8}	18.0 ^{+5.8} _{-4.2}	6.0 ^{+4.6} _{-2.3}	1.3 ^{+0.4} _{-0.3}	1.0 ^{+0.3} _{-0.2}	AGB	-	-	
274	002407.1-720452	00 24 07.171 0.010	-72 04 52.76 0.07	8	22.9 ^{+7.0} _{-4.6}	12.9 ^{+5.2} _{-3.5}	10.0 ^{+5.1} _{-3.0}	1.2 ^{+0.4} _{-0.2}	1.0 ^{+0.3} _{-0.2}	AGB	-	-	
137	002418.8-720602	00 24 18.795 0.020	-72 06 02.74 0.11	94	23.1 ^{+6.9} _{-4.7}	19.9 ^{+6.0} _{-4.4}	4.8 ^{+4.3} _{-2.0}	1.4 ^{+0.4} _{-0.3}	0.9 ^{+0.2} _{-0.2}	AB	-	-	
275	002407.1-720420	00 24 07.137 0.016	-72 04 20.24 0.08	33	23.4 ^{+7.1} _{-4.7}	16.6 ^{+5.6} _{-4.0}	6.8 ^{+4.7} _{-2.5}	1.3 ^{+0.4} _{-0.3}	1.0 ^{+0.3} _{-0.2}	AGB	-	-	
270	002407.5-720417	00 24 07.552 0.030	-72 04 17.80 0.12	36	20.8 ^{+6.8} _{-4.4}	15.1 ^{+5.5} _{-3.8}	5.7 ^{+4.5} _{-2.3}	1.4 ^{+0.5} _{-0.3}	0.7 ^{+0.2} _{-0.2}	-	-	H?	
309	002401.1-720530	00 24 01.109 0.014	-72 05 30.28 0.12	42	24.2 ^{+7.1} _{-4.8}	19.8 ^{+6.0} _{-4.4}	4.4 ^{+4.3} _{-1.9}	1.4 ^{+0.4} _{-0.3}	1.0 ^{+0.3} _{-0.2}	-	-	D?	
323	002357.9-720513	00 23 57.895 0.017	-72 05 13.06 0.10	39	19.8 ^{+6.7} _{-4.3}	16.8 ^{+5.7} _{-4.0}	4.4 ^{+4.3} _{-1.9}	1.4 ^{+0.5} _{-0.3}	0.8 ^{+0.2} _{-0.2}	-	-	D?	
294	002404.9-720522	00 24 04.935 0.025	-72 05 22.57 0.11	30	21.4 ^{+6.7} _{-4.5}	21.1 ^{+6.1} _{-4.5}	0.3 ^{+3.3} _{-0.3}	1.1 ^{+0.4} _{-0.2}	0.9 ^{+0.2} _{-0.2}	-	-	-	
163	002425.1-720507	00 24 25.127 0.019	-72 05 07.29 0.08	92	24.5 ^{+7.1} _{-4.8}	20.0 ^{+6.0} _{-4.4}	4.5 ^{+4.3} _{-2.0}	1.3 ^{+0.4} _{-0.3}	1.0 ^{+0.3} _{-0.2}	AB	-	-	
346	002342.6-720359	00 23 42.634 0.017	-72 03 58.96 0.10	117	22.8 ^{+7.0} _{-4.6}	12.8 ^{+5.2} _{-3.5}	10.0 ^{+5.1} _{-3.0}	1.2 ^{+0.4} _{-0.2}	0.8 ^{+0.2} _{-0.2}	-	-	-	
350	002331.5-720515	00 23 31.542 0.039	-72 05 15.58 0.14	157	19.6 ^{+6.7} _{-4.3}	12.6 ^{+5.1} _{-3.5}	9.0 ^{+5.1} _{-2.8}	1.2 ^{+0.4} _{-0.3}	0.7 ^{+0.2} _{-0.2}	-	-	-	
207	002437.1-720517	00 24 37.150 0.013	-72 05 16.95 0.12	149	21.7 ^{+6.9} _{-4.5}	17.1 ^{+5.7} _{-4.0}	4.0 ^{+4.2} _{-2.1}	1.3 ^{+0.4} _{-0.3}	0.9 ^{+0.2} _{-0.2}	-	-	-	
233	002416.7-720447	00 24 16.727 0.019	-72 04 47.30 0.10	53	19.8 ^{+6.6} _{-4.3}	18.7 ^{+5.9} _{-4.2}	1.4 ^{+3.6} _{-0.8}	1.3 ^{+0.4} _{-0.3}	0.9 ^{+0.2} _{-0.2}	AGB	-	-	
170	002356.9-720224	00 23 56.977 0.032	-72 02 24.83 0.14	152	22.8 ^{+7.1} _{-4.6}	11.9 ^{+5.1} _{-3.4}	10.9 ^{+5.3} _{-3.2}	1.3 ^{+0.4} _{-0.3}	0.7 ^{+0.2} _{-0.2}	-	-	-	
229	002418.4-720334	00 24 18.486 0.017	-72 03 34.84 0.08	98	17.9 ^{+6.5} _{-4.1}	13.2 ^{+5.2} _{-3.5}	7.1 ^{+4.8} _{-2.5}	1.2 ^{+0.4} _{-0.3}	0.7 ^{+0.2} _{-0.2}	-	-	D?H	
261	002408.5-720456	00 24 08.530 0.015	-72 04 56.26 0.12	15	20.5 ^{+6.8} _{-4.4}	16.8 ^{+5.7} _{-4.0}	4.5 ^{+4.3} _{-1.9}	1.5 ^{+0.5} _{-0.3}	0.9 ^{+0.3} _{-0.2}	-	-	m	
335	002352.0-720436	00 23 52.015 0.024	-72 04 36.70 0.12	63	20.7 ^{+6.8} _{-4.4}	13.7 ^{+5.3} _{-3.6}	7.2 ^{+4.7} _{-2.5}	1.1 ^{+0.4} _{-0.2}	0.7 ^{+0.2} _{-0.2}	-	-	-	
186	002408.5-720708	00 24 08.549 0.025	-72 07 08.13 0.15	136	21.2 ^{+6.9} _{-4.4}	15.9 ^{+5.6} _{-3.9}	5.3 ^{+4.4} _{-2.1}	1.2 ^{+0.4} _{-0.3}	0.8 ^{+0.2} _{-0.2}	-	-	-	
81	002401.7-720512	00 24 01.750 0.028	-72 05 12.37 0.09	25	20.0 ^{+6.7} _{-4.3}	12.5 ^{+5.1} _{-3.4}	8.5 ^{+4.9} _{-2.7}	1.5 ^{+0.5} _{-0.3}	0.8 ^{+0.2} _{-0.2}	-	-	-	
145	002354.5-720607	00 23 54.587 0.024	-72 06 07.84 0.10	90	19.6 ^{+6.7} _{-4.3}	16.7 ^{+5.7} _{-4.0}	3.3 ^{+4.1} _{-1.6}	1.3 ^{+0.4} _{-0.3}	0.7 ^{+0.2} _{-0.2}	-	-	-	
287	002405.4-720457	00 24 05.440 0.054	-72 04 57.06 0.25	4	20.8 ^{+6.8} _{-4.4}	14.6 ^{+5.4} _{-3.7}	6.9 ^{+4.7} _{-2.4}	1.3 ^{+0.4} _{-0.3}	0.9 ^{+0.2} _{-0.2}	AGB?	-	m	
272	002407.4-720554	00 24 07.416 0.019	-72 05 54.19 0.08	62	20.7 ^{+6.7} _{-4.4}	19.0 ^{+5.9} _{-4.3}	1.7 ^{+3.7} _{-1.2}	1.2 ^{+0.4} _{-0.3}	0.9 ^{+0.2} _{-0.2}	-	-	-	
97	002405.3-720511	00 24 05.351 0.022	-72 05 11.21 0.08	18	18.5 ^{+6.6} _{-4.1}	13.4 ^{+5.3} _{-3.6}	5.1 ^{+4.4} _{-2.1}	1.1 ^{+0.4} _{-0.2}	0.7 ^{+0.2} _{-0.2}	MSP?	-	H	
302	002403.0-720444	00 24 03.036 0.054	-72 04 43.81 0.25	13	17.6 ^{+6.4} _{-4.1}	16.4 ^{+5.6} _{-4.0}	1.2 ^{+3.6} _{-0.9}	1.2 ^{+0.4} _{-0.3}	0.8 ^{+0.2} _{-0.2}	-	-	D?	
228	002418.6-720455	00 24 18.609 0.017	-72 04 55.10 0.11	61	19.6 ^{+6.7} _{-4.3}	14.9 ^{+5.5} _{-3.8}	4.7 ^{+4.3} _{-2.0}	1.2 ^{+0.4} _{-0.3}	0.7 ^{+0.2} _{-0.2}	AGB	-	-	
35	002404.9-720506	00 24 04.956 0.017	-72 05 06.08 0.10	13	15.8 ^{+6.2} _{-3.8}	15.3 ^{+5.5} _{-3.8}	1.8 ^{+3.7} _{-1.1}	1.0 ^{+0.4} _{-0.2}	0.7 ^{+0.2} _{-0.2}	CV?	-	-	
218	002422.7-720328	00 24 22.752 0.019	-72 03 28.86 0.11	116	15.0 ^{+6.1} _{-3.7}	13.6 ^{+5.3} _{-3.6}	3.8 ^{+4.2} _{-1.7}	1.1 ^{+0.4} _{-0.3}	0.6 ^{+0.2} _{-0.2}	-	-	-	
244	002413.5-720447	00 24 13.559 0.023	-72 04 47.23 0.08	38	18.2 ^{+6.5} _{-4.1}	15.8 ^{+5.6} _{-3.9}	3.3 ^{+4.1} _{-1.5}	1.2 ^{+0.4} _{-0.3}	0.8 ^{+0.2} _{-0.2}	AGB	-	-	
273	002407.3-720504	00 24 07.337 0.019	-72 05 04.37 0.09	15	15.3 ^{+6.2} _{-3.8}	12.9 ^{+5.2} _{-3.5}	2.3 ^{+3.8} _{-1.4}	0.8 ^{+0.4} _{-0.2}	0.7 ^{+0.2} _{-0.2}	AGB	-	-	
288	002405.2-720315	00 24 05.274 0.025	-72 03 15.78 0.13	96	14.8 ^{+6.2} _{-3.7}	11.7 ^{+5.0} _{-3.3}	3.1 ^{+4.0} _{-1.6}	0.9 ^{+0.4} _{-0.2}	0.6 ^{+0.2} _{-0.2}	-	-	-	

TABLE 2 — *Continued*

W	Names CXO GLB J	Position		Dist. (")	Counts					ID Type	Other Names	Notes		
		α (J2000) (h m s err)	δ (J2000) ($^{\circ}$ ' " err)		0.5-4.5 keV	0.5-1.5 keV	1.5-6 keV	0.5-6.0 (10^{30} ergs s $^{-1}$)	0.5-2.5					
(1)	(2)	(3)	(4)	(5)	(6)	(7)	(8)	(9)	(10)	(11)	(12)	(13)		
326	002356.8-720504	00 23 56.796	0.023	-72 05 04.33	0.12	41	18.8 $^{+6.5}_{-4.2}$	18.3 $^{+5.8}_{-4.2}$	0.5 $^{+3.4}_{-0.5}$	1.0 $^{+0.4}_{-0.2}$	0.8 $^{+0.2}_{-0.2}$	-	-	-
317	002359.3-720648	00 23 59.356	0.023	-72 06 48.70	0.16	119	15.7 $^{+6.2}_{-3.8}$	14.1 $^{+5.4}_{-3.7}$	1.6 $^{+3.7}_{-1.1}$	1.4 $^{+0.6}_{-0.4}$	0.9 $^{+0.3}_{-0.2}$	-	-	-
328	002356.3-720437	00 23 56.315	0.024	-72 04 37.37	0.10	44	18.1 $^{+6.5}_{-4.1}$	16.2 $^{+5.6}_{-3.9}$	2.1 $^{+3.8}_{-1.2}$	1.2 $^{+0.4}_{-0.3}$	0.8 $^{+0.2}_{-0.2}$	-	-	-
315	002359.6-720443	00 23 59.625	0.029	-72 04 43.03	0.07	27	16.2 $^{+6.4}_{-3.8}$	11.1 $^{+5.0}_{-3.2}$	5.1 $^{+4.4}_{-2.1}$	1.1 $^{+0.4}_{-0.3}$	0.6 $^{+0.2}_{-0.2}$	-	-	-
342	002348.9-720719	00 23 48.966	0.039	-72 07 18.99	0.14	164	16.9 $^{+6.4}_{-3.9}$	13.6 $^{+5.3}_{-3.6}$	3.7 $^{+4.2}_{-1.7}$	1.1 $^{+0.4}_{-0.2}$	0.8 $^{+0.2}_{-0.2}$	-	-	-
89	002352.4-720533	00 23 52.426	0.021	-72 05 33.52	0.14	72	14.5 $^{+6.1}_{-3.6}$	12.0 $^{+5.1}_{-3.4}$	4.1 $^{+4.2}_{-1.8}$	0.9 $^{+0.4}_{-0.2}$	0.6 $^{+0.2}_{-0.2}$	-	-	-
321	002358.6-720436	00 23 58.639	0.033	-72 04 36.08	0.12	34	16.5 $^{+6.4}_{-3.9}$	10.8 $^{+4.9}_{-3.2}$	7.1 $^{+4.8}_{-2.5}$	1.1 $^{+0.4}_{-0.2}$	0.5 $^{+0.2}_{-0.1}$	-	-	D?
242	002414.0-720403	00 24 14.033	0.033	-72 04 03.16	0.09	63	14.8 $^{+6.1}_{-3.7}$	14.1 $^{+5.4}_{-3.7}$	1.4 $^{+3.6}_{-0.8}$	1.0 $^{+0.4}_{-0.2}$	0.7 $^{+0.2}_{-0.2}$	AGB	-	-
222	002421.2-720503	00 24 21.272	0.029	-72 05 03.02	0.12	74	11.2 $^{+5.7}_{-3.2}$	10.0 $^{+4.8}_{-3.1}$	1.8 $^{+3.7}_{-1.1}$	0.7 $^{+0.3}_{-0.2}$	0.4 $^{+0.2}_{-0.1}$	AGB	-	-
95	002410.8-720415	00 24 10.830	0.032	-72 04 15.57	0.13	44	11.7 $^{+5.8}_{-3.2}$	9.9 $^{+4.8}_{-3.0}$	5.0 $^{+4.4}_{-2.0}$	1.0 $^{+0.4}_{-0.3}$	0.5 $^{+0.2}_{-0.2}$	MSP?	-	-
235	002416.0-720412	00 24 16.046	0.035	-72 04 12.60	0.11	63	13.8 $^{+6.0}_{-3.5}$	10.1 $^{+4.7}_{-3.1}$	3.7 $^{+4.1}_{-1.8}$	0.6 $^{+0.3}_{-0.2}$	0.5 $^{+0.2}_{-0.1}$	-	-	-
333	002352.3-720311	00 23 52.330	0.031	-72 03 11.34	0.14	117	16.9 $^{+6.4}_{-3.9}$	11.5 $^{+5.0}_{-3.3}$	5.4 $^{+4.4}_{-2.2}$	0.9 $^{+0.4}_{-0.2}$	0.6 $^{+0.2}_{-0.2}$	-	-	-
276	002406.9-720509	00 24 06.918	0.019	-72 05 09.90	0.09	19	15.6 $^{+6.2}_{-3.8}$	13.8 $^{+5.3}_{-3.6}$	2.4 $^{+3.9}_{-1.2}$	1.0 $^{+0.4}_{-0.2}$	0.7 $^{+0.2}_{-0.2}$	-	-	-
86	002358.8-720509	00 23 58.875	0.026	-72 05 09.45	0.13	34	15.3 $^{+6.1}_{-3.8}$	12.5 $^{+5.1}_{-3.4}$	2.8 $^{+3.9}_{-1.6}$	0.8 $^{+0.3}_{-0.2}$	0.5 $^{+0.2}_{-0.1}$	-	-	-
213	002429.9-720643	00 24 29.915	0.024	-72 06 43.51	0.13	158	15.5 $^{+6.2}_{-3.8}$	13.3 $^{+5.3}_{-3.5}$	2.2 $^{+3.8}_{-1.3}$	0.9 $^{+0.4}_{-0.2}$	0.6 $^{+0.2}_{-0.2}$	-	-	H?
255	002410.5-720444	00 24 10.593	0.024	-72 04 44.18	0.08	25	12.8 $^{+5.9}_{-3.4}$	11.7 $^{+5.0}_{-3.3}$	1.9 $^{+4.1}_{-1.0}$	1.1 $^{+0.5}_{-0.3}$	0.6 $^{+0.2}_{-0.2}$	-	-	-
296	002404.5-720517	00 24 04.556	0.051	-72 05 17.69	0.13	25	14.4 $^{+6.1}_{-3.6}$	10.3 $^{+4.8}_{-3.1}$	4.7 $^{+4.4}_{-1.9}$	0.9 $^{+0.4}_{-0.2}$	0.6 $^{+0.2}_{-0.2}$	-	-	-
204	002404.4-720439	00 24 04.397	0.019	-72 04 39.74	0.12	13	16.3 $^{+6.3}_{-3.9}$	14.3 $^{+5.4}_{-3.7}$	2.0 $^{+3.8}_{-1.2}$	1.0 $^{+0.4}_{-0.2}$	0.7 $^{+0.2}_{-0.2}$	-	-	-
298	002404.3-720530	00 24 04.371	0.025	-72 05 30.68	0.13	38	15.0 $^{+6.2}_{-3.7}$	9.3 $^{+4.6}_{-2.9}$	5.8 $^{+4.5}_{-2.3}$	1.0 $^{+0.4}_{-0.2}$	0.7 $^{+0.3}_{-0.2}$	-	-	-
344	002346.3-720401	00 23 46.329	0.031	-72 04 01.93	0.13	100	11.9 $^{+5.8}_{-3.2}$	4.7 $^{+3.9}_{-2.0}$	8.6 $^{+5.0}_{-2.7}$	0.9 $^{+0.4}_{-0.2}$	0.4 $^{+0.2}_{-0.1}$	-	-	-
206	002438.7-720427	00 24 38.762	0.022	-72 04 27.66	0.10	156	15.3 $^{+6.2}_{-3.7}$	10.1 $^{+4.8}_{-3.1}$	5.7 $^{+4.5}_{-2.2}$	0.9 $^{+0.4}_{-0.2}$	0.7 $^{+0.2}_{-0.2}$	-	-	-
320	002358.6-720225	00 23 58.597	0.028	-72 02 25.64	0.13	149	14.1 $^{+6.1}_{-3.6}$	8.3 $^{+4.5}_{-2.8}$	6.6 $^{+4.7}_{-2.4}$	0.8 $^{+0.4}_{-0.2}$	0.5 $^{+0.2}_{-0.2}$	-	-	H?
245	002412.9-720445	00 24 12.906	0.023	-72 04 45.22	0.10	35	11.5 $^{+5.7}_{-3.2}$	10.8 $^{+4.9}_{-3.2}$	1.6 $^{+3.7}_{-1.0}$	0.7 $^{+0.3}_{-0.2}$	0.5 $^{+0.2}_{-0.1}$	-	-	-
338	002350.4-720530	00 23 50.460	0.029	-72 05 30.03	0.17	78	13.0 $^{+5.9}_{-3.5}$	12.8 $^{+5.2}_{-3.5}$	0.8 $^{+3.5}_{-0.6}$	0.8 $^{+0.4}_{-0.2}$	0.5 $^{+0.2}_{-0.2}$	-	-	D?
239	002415.0-720503	00 24 15.053	0.024	-72 05 03.20	0.12	46	12.7 $^{+5.9}_{-3.4}$	9.8 $^{+4.7}_{-3.0}$	2.9 $^{+4.0}_{-1.5}$	0.8 $^{+0.4}_{-0.2}$	0.6 $^{+0.2}_{-0.2}$	AGB	-	-
349	002336.3-720403	00 23 36.359	0.031	-72 04 02.97	0.16	142	12.7 $^{+5.9}_{-3.4}$	9.7 $^{+4.8}_{-3.0}$	3.3 $^{+4.1}_{-1.6}$	0.8 $^{+0.4}_{-0.2}$	0.5 $^{+0.1}_{-0.1}$	-	-	-
313	002400.4-720427	00 24 00.411	0.023	-72 04 27.00	0.12	33	12.2 $^{+5.8}_{-3.3}$	11.6 $^{+5.0}_{-3.3}$	1.0 $^{+3.5}_{-0.7}$	1.1 $^{+0.6}_{-0.3}$	0.7 $^{+0.3}_{-0.2}$	-	-	-
115	002417.2-720446	00 24 17.228	0.030	-72 04 46.06	0.14	55	11.8 $^{+5.8}_{-3.2}$	9.7 $^{+4.7}_{-3.0}$	2.6 $^{+3.9}_{-1.3}$	0.7 $^{+0.4}_{-0.2}$	0.4 $^{+0.2}_{-0.1}$	MSP?	-	-
216	002424.6-720500	00 24 24.638	0.023	-72 05 00.15	0.12	89	14.1 $^{+6.1}_{-3.6}$	9.4 $^{+4.7}_{-2.9}$	4.7 $^{+4.3}_{-2.0}$	0.9 $^{+0.4}_{-0.2}$	0.5 $^{+0.2}_{-0.1}$	AGB	-	H?
324	002357.7-720414	00 23 57.742	0.039	-72 04 14.30	0.11	51	13.5 $^{+6.1}_{-3.5}$	8.1 $^{+4.5}_{-2.7}$	5.4 $^{+4.4}_{-3.2}$	0.8 $^{+0.4}_{-0.2}$	0.5 $^{+0.2}_{-0.1}$	-	-	-
169	002403.7-720516	00 24 03.784	0.021	-72 05 16.90	0.09	25	14.9 $^{+6.1}_{-3.8}$	14.9 $^{+5.5}_{-3.8}$	0.0 $^{+5.5}_{-0.0}$	1.0 $^{+0.4}_{-0.3}$	0.6 $^{+0.2}_{-0.2}$	-	-	-
316	002359.3-720459	00 23 59.393	0.024	-72 04 59.19	0.14	28	14.3 $^{+6.1}_{-3.6}$	11.4 $^{+5.0}_{-3.3}$	3.6 $^{+4.1}_{-1.6}$	1.0 $^{+0.4}_{-0.2}$	0.6 $^{+0.2}_{-0.2}$	-	-	-
254	002410.7-720418	00 24 10.794	0.031	-72 04 18.77	0.09	42	12.3 $^{+5.8}_{-3.3}$	8.7 $^{+4.6}_{-2.8}$	3.8 $^{+4.2}_{-1.7}$	0.6 $^{+0.3}_{-0.2}$	0.5 $^{+0.2}_{-0.1}$	-	-	-
284	002406.0-720725	00 24 06.085	0.031	-72 07 25.44	0.14	153	10.9 $^{+5.7}_{-3.1}$	6.7 $^{+4.3}_{-2.4}$	4.8 $^{+4.4}_{-2.0}$	0.8 $^{+0.4}_{-0.2}$	0.5 $^{+0.2}_{-0.1}$	-	-	-
312	002400.5-720516	00 24 00.548	0.022	-72 05 16.88	0.16	32	12.1 $^{+5.8}_{-3.3}$	9.9 $^{+4.8}_{-3.0}$	2.2 $^{+3.8}_{-1.4}$	0.7 $^{+0.3}_{-0.2}$	0.4 $^{+0.2}_{-0.1}$	-	-	-
180	002432.5-720557	00 24 32.502	0.018	-72 05 57.78	0.11	141	11.0 $^{+5.7}_{-3.1}$	7.2 $^{+4.4}_{-2.6}$	3.8 $^{+4.1}_{-1.8}$	0.8 $^{+0.4}_{-0.2}$	0.4 $^{+0.2}_{-0.1}$	-	-	-
304	002402.0-720502	00 24 02.055	0.026	-72 05 02.17	0.09	17	10.9 $^{+5.6}_{-3.2}$	10.6 $^{+4.9}_{-3.1}$	2.8 $^{+3.9}_{-1.5}$	0.9 $^{+0.4}_{-0.2}$	0.4 $^{+0.2}_{-0.1}$	AGB	-	-
334	002351.9-720343	00 23 51.989	0.028	-72 03 43.82	0.14	91	12.9 $^{+5.9}_{-3.4}$	1.6 $^{+3.2}_{-1.0}$	11.6 $^{+5.4}_{-3.3}$	0.7 $^{+0.3}_{-0.2}$	0.5 $^{+0.2}_{-0.1}$	-	-	-
339	002350.0-720239	00 23 49.992	0.047	-72 02 39.19	0.17	150	11.7 $^{+5.8}_{-3.2}$	9.1 $^{+4.6}_{-2.9}$	3.9 $^{+4.2}_{-1.7}$	0.8 $^{+0.4}_{-0.2}$	0.5 $^{+0.2}_{-0.1}$	-	-	-
330	002354.6-720445	00 23 54.697	0.031	-72 04 45.68	0.11	49	7.3 $^{+5.2}_{-2.5}$	4.8 $^{+3.9}_{-2.0}$	2.9 $^{+4.0}_{-1.5}$	0.5 $^{+0.4}_{-0.2}$	0.3 $^{+0.2}_{-0.1}$	-	-	-
231	002418.0-720618	00 24 18.068	0.026	-72 06 18.92	0.16	104	11.3 $^{+5.7}_{-3.2}$	10.1 $^{+4.8}_{-3.1}$	1.7 $^{+3.7}_{-0.9}$	0.8 $^{+0.4}_{-0.2}$	0.5 $^{+0.2}_{-0.1}$	-	-	-

TABLE 2 — *Continued*

W	Names CXO GLB J	Position		Dist. (")	0.5-4.5 keV	Counts 0.5-1.5 keV	1.5-6 keV	L_X		ID Type	Other Names	Notes	
		α (J2000) (h m s err)	δ (J2000) ($^{\circ}$ ' " err)					0.5-6.0 (10^{30} ergs s^{-1})	0.5-2.5				
(1)	(2)	(3)	(4)	(5)	(6)	(7)	(8)	(9)	(10)	(11)	(12)	(13)	
214	002428.3-720601	00 24 28.369	0.030 -72 06 01.64	0.09	127	12.3 ^{+5.9} _{-3.3}	3.7 ^{+3.7} _{-1.7}	8.6 ^{+5.0} _{-2.8}	0.7 ^{+0.4} _{-0.2}	0.4 ^{+0.2} _{-0.1}	-	-	-
246	002412.5-720521	00 24 12.521	0.033 -72 05 21.70	0.12	44	11.8 ^{+5.7} _{-3.3}	11.8 ^{+5.0} _{-3.3}	0.0 ^{+3.2} _{-0.0}	0.7 ^{+0.4} _{-0.2}	0.5 ^{+0.2} _{-0.2}	AGB	-	-
337	002351.8-720411	00 23 51.822	0.025 -72 04 11.46	0.18	74	8.5 ^{+5.3} _{-2.7}	7.6 ^{+4.4} _{-2.6}	1.0 ^{+3.5} _{-0.7}	0.5 ^{+0.4} _{-0.2}	0.4 ^{+0.2} _{-0.1}	-	-	-
195	002415.2-720433	00 24 15.203	0.028 -72 04 33.26	0.12	49	13.5 ^{+6.0} _{-3.5}	10.0 ^{+4.8} _{-3.0}	3.5 ^{+4.1} _{-1.7}	1.1 ^{+0.5} _{-0.3}	0.7 ^{+0.3} _{-0.2}	-	-	-
211	002430.7-720446	00 24 30.740	0.044 -72 04 46.67	0.09	117	10.9 ^{+5.7} _{-3.1}	7.6 ^{+4.4} _{-2.6}	3.3 ^{+4.0} _{-1.6}	0.9 ^{+0.5} _{-0.3}	0.6 ^{+0.2} _{-0.2}	AGB	-	-
310	002400.7-720542	00 24 00.759	0.031 -72 05 42.66	0.10	54	12.7 ^{+5.9} _{-3.4}	10.1 ^{+4.8} _{-3.1}	2.9 ^{+3.9} _{-1.5}	0.7 ^{+0.4} _{-0.2}	0.5 ^{+0.2} _{-0.1}	-	-	-
308	002401.2-720650	00 24 01.276	0.037 -72 06 49.99	0.14	119	10.0 ^{+5.6} _{-3.0}	7.9 ^{+4.5} _{-2.7}	2.1 ^{+3.8} _{-1.3}	0.7 ^{+0.4} _{-0.2}	0.4 ^{+0.2} _{-0.1}	-	-	-
258	002409.8-720348	00 24 09.834	0.034 -72 03 47.95	0.10	67	9.2 ^{+5.4} _{-2.9}	8.3 ^{+4.5} _{-2.8}	1.5 ^{+3.7} _{-1.0}	0.7 ^{+0.4} _{-0.2}	0.4 ^{+0.2} _{-0.1}	AGB	-	-
232	002417.2-720559	00 24 17.218	0.044 -72 05 59.12	0.10	86	9.7 ^{+5.5} _{-2.9}	7.1 ^{+4.3} _{-2.5}	3.2 ^{+4.0} _{-1.5}	0.7 ^{+0.4} _{-0.2}	0.4 ^{+0.2} _{-0.1}	-	-	-
341	002349.2-720537	00 23 49.235	0.031 -72 05 37.46	0.12	86	9.9 ^{+5.5} _{-3.0}	9.8 ^{+4.8} _{-3.0}	0.1 ^{+3.3} _{-0.4}	0.8 ^{+0.5} _{-0.2}	0.5 ^{+0.2} _{-0.2}	-	-	-
311	002400.6-720412	00 24 00.661	0.018 -72 04 12.44	0.14	45	10.6 ^{+5.6} _{-3.0}	7.6 ^{+4.0} _{-2.6}	3.0 ^{+4.0} _{-1.5}	0.8 ^{+0.5} _{-0.2}	0.6 ^{+0.3} _{-0.2}	-	-	-
69	002412.7-720422	00 24 12.669	0.033 -72 04 22.29	0.15	45	8.5 ^{+5.3} _{-2.7}	8.0 ^{+4.5} _{-2.7}	0.6 ^{+3.4} _{-0.5}	0.7 ^{+0.4} _{-0.2}	0.4 ^{+0.2} _{-0.1}	AB	-	-
305	002402.0-720425	00 24 02.043	0.025 -72 04 25.53	0.11	30	11.6 ^{+5.7} _{-3.3}	10.0 ^{+4.8} _{-3.1}	1.6 ^{+3.7} _{-1.1}	0.7 ^{+0.4} _{-0.2}	0.4 ^{+0.2} _{-0.1}	-	-	-
289	002405.1-720404	00 24 05.158	0.039 -72 04 04.24	0.14	48	11.0 ^{+5.7} _{-3.1}	8.8 ^{+4.6} _{-2.8}	2.1 ^{+3.8} _{-1.3}	1.0 ^{+0.6} _{-0.3}	0.7 ^{+0.3} _{-0.2}	AGB	-	-
240	002414.5-720653	00 24 14.556	0.029 -72 06 53.51	0.15	128	7.2 ^{+5.1} _{-2.5}	6.7 ^{+4.3} _{-2.5}	0.7 ^{+3.4} _{-0.5}	0.5 ^{+0.4} _{-0.3}	0.3 ^{+0.2} _{-0.1}	-	-	-
345	002345.9-720458	00 23 45.918	0.023 -72 04 58.92	0.09	89	10.8 ^{+5.6} _{-3.1}	8.7 ^{+4.8} _{-2.8}	2.0 ^{+3.8} _{-1.2}	0.9 ^{+0.5} _{-0.3}	0.7 ^{+0.3} _{-0.2}	-	-	-
325	002357.7-720506	00 23 57.706	0.032 -72 05 06.30	0.08	37	11.4 ^{+5.7} _{-3.2}	9.5 ^{+4.7} _{-3.0}	1.9 ^{+3.8} _{-1.1}	0.6 ^{+0.3} _{-0.2}	0.5 ^{+0.2} _{-0.1}	-	-	-
281	002406.1-720504	00 24 06.151	0.017 -72 05 04.12	0.09	12	9.9 ^{+5.5} _{-3.0}	8.4 ^{+4.6} _{-2.8}	1.5 ^{+3.6} _{-1.0}	0.8 ^{+0.5} _{-0.3}	0.7 ^{+0.3} _{-0.2}	-	-	-
329	002354.9-720433	00 23 54.982	0.025 -72 04 33.76	0.18	51	8.2 ^{+5.3} _{-2.7}	7.2 ^{+4.4} _{-2.6}	0.9 ^{+3.5} _{-0.8}	0.5 ^{+0.3} _{-0.2}	0.3 ^{+0.2} _{-0.1}	-	-	-
209	002432.6-720622	00 24 32.653	0.027 -72 06 22.83	0.16	155	9.9 ^{+5.5} _{-3.0}	8.1 ^{+4.5} _{-2.7}	1.9 ^{+3.7} _{-1.2}	0.5 ^{+0.3} _{-0.2}	0.4 ^{+0.2} _{-0.1}	-	-	-
247	002412.2-720450	00 24 12.294	0.020 -72 04 50.44	0.18	32	10.0 ^{+5.6} _{-2.9}	6.8 ^{+4.3} _{-2.5}	3.3 ^{+4.0} _{-1.6}	0.7 ^{+0.4} _{-0.2}	0.3 ^{+0.2} _{-0.1}	-	-	-
327	002356.7-720450	00 23 56.731	0.034 -72 04 50.04	0.11	39	9.8 ^{+5.4} _{-3.0}	9.3 ^{+4.6} _{-3.0}	0.8 ^{+3.5} _{-0.6}	0.5 ^{+0.3} _{-0.1}	0.4 ^{+0.2} _{-0.1}	-	-	-
226	002419.7-720349	00 24 19.701	0.033 -72 03 49.61	0.12	91	10.1 ^{+5.6} _{-3.0}	8.2 ^{+4.5} _{-2.7}	2.3 ^{+3.8} _{-1.3}	0.6 ^{+0.4} _{-0.2}	0.3 ^{+0.2} _{-0.1}	-	-	-
93	002412.1-720507	00 24 12.148	0.030 -72 05 07.62	0.16	35	10.4 ^{+5.6} _{-3.1}	7.7 ^{+4.5} _{-2.7}	2.7 ^{+3.9} _{-1.5}	0.6 ^{+0.4} _{-0.2}	0.5 ^{+0.2} _{-0.1}	AGB	-	-
210	002432.3-720350	00 24 32.329	0.024 -72 03 50.42	0.17	139	7.8 ^{+5.3} _{-2.6}	5.8 ^{+4.1} _{-2.3}	2.7 ^{+3.9} _{-1.3}	0.7 ^{+0.4} _{-0.2}	0.4 ^{+0.2} _{-0.1}	-	-	H
223	002420.9-720518	00 24 20.936	0.024 -72 05 18.93	0.16	76	10.3 ^{+5.6} _{-3.0}	3.2 ^{+3.6} _{-1.6}	7.7 ^{+4.8} _{-2.6}	0.6 ^{+0.3} _{-0.2}	0.4 ^{+0.2} _{-0.1}	-	-	-
256	002410.0-720426	00 24 10.008	0.054 -72 04 26.05	0.25	34	9.5 ^{+5.5} _{-2.9}	7.8 ^{+4.5} _{-2.7}	2.4 ^{+3.9} _{-1.3}	0.7 ^{+0.4} _{-0.2}	0.4 ^{+0.2} _{-0.1}	AGB	-	m
252	002410.9-720408	00 24 10.972	0.034 -72 04 08.01	0.17	51	8.5 ^{+5.3} _{-2.7}	7.7 ^{+4.4} _{-2.6}	1.3 ^{+3.6} _{-0.9}	0.7 ^{+0.4} _{-0.2}	0.3 ^{+0.2} _{-0.1}	-	-	-
102	002357.6-720542	00 23 57.616	0.023 -72 05 42.82	0.10	61	8.8 ^{+5.3} _{-2.9}	8.8 ^{+4.6} _{-2.9}	0.5 ^{+3.4} _{-0.5}	0.9 ^{+0.5} _{-0.3}	0.5 ^{+0.2} _{-0.2}	-	-	-
236	002415.5-720221	00 24 15.581	0.033 -72 02 21.50	0.20	158	6.1 ^{+4.9} _{-2.3}	6.1 ^{+4.2} _{-2.3}	0.0 ^{+3.2} _{-0.0}	0.4 ^{+0.4} _{-0.2}	0.2 ^{+0.2} _{-0.1}	-	-	-
94	002411.8-720514	00 24 11.813	0.015 -72 05 14.56	0.12	37	9.2 ^{+4.9} _{-2.3}	7.7 ^{+4.4} _{-2.6}	1.5 ^{+3.7} _{-0.9}	0.6 ^{+0.4} _{-0.2}	0.5 ^{+0.2} _{-0.1}	AB	-	-
268	002407.6-720329	00 24 07.689	0.034 -72 03 29.36	0.11	83	6.8 ^{+5.1} _{-2.4}	3.7 ^{+3.6} _{-1.8}	4.0 ^{+4.2} _{-1.8}	0.5 ^{+0.3} _{-0.1}	0.2 ^{+0.1} _{-0.1}	-	-	-
224	002420.4-720722	00 24 20.493	0.036 -72 07 22.68	0.16	165	6.0 ^{+5.0} _{-2.2}	2.2 ^{+3.3} _{-1.3}	4.2 ^{+4.2} _{-1.8}	0.5 ^{+0.4} _{-0.2}	0.2 ^{+0.1} _{-0.1}	-	-	-
291	002405.1-720515	00 24 05.169	0.043 -72 05 15.09	0.12	22	8.4 ^{+5.3} _{-2.8}	8.4 ^{+4.6} _{-2.8}	0.0 ^{+3.2} _{-0.0}	0.6 ^{+0.4} _{-0.2}	0.4 ^{+0.2} _{-0.1}	-	-	m
237	002415.3-720450	00 24 15.319	0.017 -72 04 50.02	0.14	46	7.3 ^{+5.2} _{-2.5}	5.5 ^{+4.1} _{-2.2}	1.7 ^{+3.7} _{-1.2}	0.5 ^{+0.3} _{-0.2}	0.3 ^{+0.2} _{-0.1}	AGB	-	-
331	002354.5-720355	00 23 54.571	0.028 -72 03 55.39	0.07	75	6.3 ^{+5.0} _{-2.4}	6.3 ^{+4.2} _{-2.4}	0.0 ^{+3.2} _{-0.0}	0.5 ^{+0.4} _{-0.2}	0.2 ^{+0.1} _{-0.1}	-	-	-
278	002406.6-720542	00 24 06.626	0.015 -72 05 42.38	0.12	50	6.4 ^{+5.0} _{-2.3}	4.2 ^{+3.8} _{-1.9}	3.0 ^{+4.0} _{-1.5}	0.5 ^{+0.4} _{-0.2}	0.3 ^{+0.2} _{-0.1}	AGB	-	-
194	002427.5-720626	00 24 27.547	0.017 -72 06 26.77	0.20	139	8.3 ^{+5.3} _{-2.7}	6.9 ^{+4.3} _{-2.5}	1.4 ^{+3.6} _{-0.9}	0.6 ^{+0.4} _{-0.2}	0.3 ^{+0.2} _{-0.1}	-	-	-
271	002407.5-720620	00 24 07.523	0.032 -72 06 20.09	0.13	88	8.3 ^{+5.3} _{-2.7}	7.2 ^{+4.3} _{-2.6}	1.0 ^{+3.5} _{-0.8}	0.6 ^{+0.4} _{-0.2}	0.5 ^{+0.2} _{-0.2}	AGB	-	-
217	002423.9-720414	00 24 23.926	0.045 -72 04 14.10	0.10	94	4.4 ^{+4.7} _{-1.9}	2.3 ^{+3.3} _{-1.4}	3.8 ^{+4.2} _{-1.7}	0.4 ^{+0.3} _{-0.1}	0.1 ^{+0.1} _{-0.1}	-	-	-
241	002414.2-720308	00 24 14.209	0.018 -72 03 07.93	0.15	112	7.3 ^{+5.0} _{-2.6}	0.4 ^{+4.0} _{-0.4}	7.5 ^{+4.7} _{-2.6}	0.6 ^{+0.4} _{-0.2}	0.1 ^{+0.1} _{-0.1}	-	-	-

TABLE 2 — *Continued*

W	Names CXO GLB J	Position		Dist. (")	Counts					ID Type	Other Names	Notes
		α (J2000) (h m s err)	δ (J2000) ($^{\circ}$ ' " err)		0.5-4.5 keV	0.5-1.5 keV	1.5-6 keV	0.5-6.0 (10^{30} ergs s^{-1})	0.5-2.5 (10)			
(1)	(2)	(3)	(4)	(5)	(6)	(7)	(8)	(9)	(10)	(11)	(12)	(13)
220	002421.7-720252	00 24 21.726 0.036	-72 02 52.55 0.08	141	$5.7^{+4.9}_{-2.2}$	$5.3^{+4.0}_{-2.2}$	$0.9^{+3.5}_{-0.6}$	$0.5^{+0.4}_{-0.2}$	$0.2^{+0.1}_{-0.1}$	-	-	-
314	002400.2-720403	00 24 00.199 0.014	-72 04 03.86 0.13	53	$3.7^{+4.5}_{-1.7}$	$1.9^{+3.2}_{-1.2}$	$4.3^{+4.3}_{-1.9}$	$0.4^{+0.4}_{-0.2}$	$0.1^{+0.1}_{-0.1}$	-	-	-
343	002347.9-720607	00 23 47.912 0.032	-72 06 07.53 0.21	109	$2.6^{+4.3}_{-1.4}$	$0.0^{+2.6}_{-0.0}$	$5.3^{+4.5}_{-2.1}$	$0.4^{+0.4}_{-0.2}$	$0.0^{+0.1}_{-0.0}$	-	-	-
318	002358.8-720423	00 23 58.846 0.023	-72 04 23.34 0.08	41	$7.1^{+5.1}_{-2.4}$	$5.8^{+4.1}_{-2.3}$	$1.3^{+3.6}_{-0.9}$	$0.4^{+0.3}_{-0.1}$	$0.3^{+0.2}_{-0.1}$	-	-	-
264	002408.2-720419	00 24 08.202 0.028	-72 04 19.85 0.13	35	$5.3^{+4.9}_{-2.0}$	$2.6^{+3.4}_{-1.4}$	$4.4^{+4.3}_{-1.9}$	$0.5^{+0.4}_{-0.2}$	$0.2^{+0.1}_{-0.1}$	-	-	-
212	002430.6-720532	00 24 30.633 0.021	-72 05 32.39 0.14	123	$5.6^{+4.9}_{-2.2}$	$5.3^{+4.0}_{-2.1}$	$0.3^{+3.3}_{-0.3}$	$0.3^{+0.3}_{-0.1}$	$0.2^{+0.1}_{-0.1}$	-	-	-
230	002418.5-720606	00 24 18.543 0.021	-72 06 06.69 0.14	96	$5.6^{+4.9}_{-2.1}$	$4.8^{+3.9}_{-2.0}$	$1.4^{+3.6}_{-0.9}$	$0.4^{+0.3}_{-0.1}$	$0.2^{+0.2}_{-0.1}$	-	-	-
332	002354.0-720415	00 23 54.001 0.067	-72 04 15.59 0.09	63	$5.3^{+4.9}_{-2.0}$	$3.7^{+3.7}_{-1.7}$	$2.1^{+3.8}_{-1.1}$	$0.4^{+0.3}_{-0.1}$	$0.2^{+0.1}_{-0.1}$	-	-	-
234	002416.1-720338	00 24 16.129 0.024	-72 03 38.41 0.11	89	$5.6^{+4.9}_{-2.1}$	$0.6^{+2.9}_{-0.5}$	$5.3^{+4.4}_{-2.1}$	$0.4^{+0.3}_{-0.1}$	$0.1^{+0.1}_{-0.1}$	-	-	-
215	002426.9-720241	00 24 26.899 0.035	-72 02 41.78 0.24	164	$3.8^{+4.6}_{-1.8}$	$1.2^{+3.0}_{-0.9}$	$4.0^{+4.2}_{-1.8}$	$0.4^{+0.4}_{-0.1}$	$0.1^{+0.1}_{-0.0}$	-	-	-
208	002432.6-720311	00 24 32.688 0.028	-72 03 11.09 0.17	162	$5.1^{+4.8}_{-2.0}$	$2.7^{+3.4}_{-1.5}$	$2.8^{+4.0}_{-1.4}$	$0.4^{+0.4}_{-0.1}$	$0.2^{+0.1}_{-0.1}$	-	-	-
300	002403.6-720657	00 24 03.622 0.026	-72 06 57.91 0.12	125	$5.0^{+4.8}_{-2.0}$	$3.8^{+3.7}_{-1.8}$	$1.5^{+3.7}_{-0.9}$	$0.4^{+0.4}_{-0.1}$	$0.3^{+0.2}_{-0.1}$	-	-	-
225	002420.1-720306	00 24 20.124 0.047	-72 03 06.40 0.11	126	$1.8^{+4.2}_{-1.1}$	$1.8^{+3.2}_{-1.1}$	$0.6^{+3.4}_{-0.6}$	$0.2^{+0.3}_{-0.1}$	$0.0^{+0.1}_{-0.0}$	-	-	-

NOTE. — Basic properties of sources in the 2002 47 Tuc X-ray dataset. See § 2.3 for details. Notes indicate variability or confusion: H and D indicate hours- and days-timescale variability at 99.9% confidence, H? and D? indicate possible short- and long-term variability at 99% confidence, and Y indicates 99.9% confidence variability on timescales of years. A c indicates a possibly confused source, while an m indicates a source added manually.

TABLE 3
47 Tuc Basic X-ray Source Properties, 2000 Dataset

W	Names CXO GLB J	Position		f_{PSF}	f_{EXP}	Counts				L_X (10^{30} ergs s $^{-1}$)	ID Type	Other Names	Notes	
		α (J2000) (h m s err)	δ (J2000) ($^{\circ}$ ' " err)			0.5-4.5 keV	0.5-1.5 keV	1.5-6 keV	0.5-6.0 keV					0.5-2.5 keV
(1)	(2)	(3)	(4)	(5)	(6)	(7)	(8)	(9)	(10)	(11)	(12)	(13)		
46	002403.4-720451	00 24 03.489	0.001 -72 04 51.92	0.01	0.96	1.00	5308.2 $^{+74.7}_{-72.8}$	4403.7 $^{+67.8}_{-30.1}$	904.4 $^{+31.4}_{-30.6}$	1338.0 $^{+18.8}_{-18.4}$	1185.4 $^{+16.8}_{-16.4}$	qLX	X7	-
58	002400.9-720453	00 24 00.940	0.001 -72 04 53.18	0.01	0.96	1.00	4424.2 $^{+68.4}_{-66.5}$	3573.3 $^{+61.2}_{-59.8}$	854.8 $^{+30.6}_{-29.2}$	1113.6 $^{+17.2}_{-16.7}$	958.9 $^{+15.0}_{-14.6}$	qLX	X5	DHY
42	002404.2-720458	00 24 04.242	0.002 -72 04 57.98	0.01	0.94	1.00	2407.3 $^{+51.1}_{-49.0}$	1470.3 $^{+39.8}_{-38.3}$	1165.7 $^{+35.9}_{-34.1}$	684.4 $^{+13.9}_{-13.3}$	442.0 $^{+10.5}_{-10.1}$	CV	X9	H?Y
56	002402.1-720542	00 24 02.111	0.004 -72 05 41.95	0.02	0.96	1.00	725.8 $^{+29.0}_{-26.9}$	353.4 $^{+20.2}_{-18.8}$	415.3 $^{+22.1}_{-20.4}$	195.2 $^{+7.6}_{-7.0}$	109.9 $^{+4.9}_{-4.5}$	CV	X6	Y
27	002406.3-720443	00 24 06.370	0.003 -72 04 42.97	0.01	0.95	0.99	727.5 $^{+28.9}_{-26.9}$	562.4 $^{+25.1}_{-23.7}$	194.9 $^{+15.7}_{-13.9}$	193.1 $^{+7.6}_{-7.0}$	162.9 $^{+6.8}_{-6.4}$	CV	X10	DH
30	002406.0-720456	00 24 05.991	0.004 -72 04 56.18	0.03	0.92	1.00	320.4 $^{+20.0}_{-17.9}$	176.1 $^{+14.7}_{-13.2}$	158.1 $^{+14.3}_{-12.5}$	89.1 $^{+5.5}_{-4.9}$	51.8 $^{+3.6}_{-3.3}$	CV	X19	Y
45	002403.7-720423	00 24 03.756	0.005 -72 04 22.91	0.02	0.95	0.99	258.0 $^{+18.1}_{-16.0}$	148.4 $^{+13.6}_{-12.2}$	123.5 $^{+12.9}_{-11.1}$	69.2 $^{+4.8}_{-4.2}$	43.4 $^{+3.3}_{-2.9}$	CV	-	-
1	002416.9-720427	00 24 16.963	0.006 -72 04 27.18	0.03	0.95	0.99	249.4 $^{+17.9}_{-15.7}$	131.7 $^{+12.9}_{-11.4}$	133.6 $^{+13.3}_{-11.5}$	67.4 $^{+4.7}_{-4.1}$	41.7 $^{+3.2}_{-2.8}$	CV	-	Y
2	002415.8-720436	00 24 15.876	0.006 -72 04 36.39	0.03	0.95	0.99	196.3 $^{+16.1}_{-14.0}$	101.6 $^{+11.6}_{-10.0}$	109.6 $^{+12.3}_{-10.4}$	53.7 $^{+4.3}_{-3.7}$	30.7 $^{+2.9}_{-2.5}$	CV	X13	DY
64	002357.6-720502	00 23 57.667	0.007 -72 05 01.95	0.03	0.95	0.99	170.8 $^{+15.2}_{-13.0}$	93.1 $^{+11.1}_{-9.6}$	91.5 $^{+11.4}_{-9.5}$	47.4 $^{+4.1}_{-3.5}$	28.3 $^{+2.7}_{-2.4}$	AB	-	-
47	002403.4-720505	00 24 03.443	0.007 -72 05 05.22	0.03	0.95	0.99	168.9 $^{+15.1}_{-12.9}$	99.7 $^{+11.5}_{-9.9}$	72.8 $^{+10.2}_{-8.5}$	44.1 $^{+3.9}_{-3.3}$	31.5 $^{+2.9}_{-2.5}$	AB	-	DY
25	002407.1-720545	00 24 07.122	0.008 -72 05 45.72	0.04	0.95	1.00	135.5 $^{+13.7}_{-11.6}$	88.7 $^{+10.9}_{-9.4}$	52.7 $^{+9.1}_{-7.2}$	39.8 $^{+4.0}_{-3.3}$	27.6 $^{+2.9}_{-2.5}$	CV	X11	-
8	002410.7-720425	00 24 10.746	0.010 -72 04 25.73	0.04	0.95	0.99	72.2 $^{+10.5}_{-8.4}$	11.6 $^{+5.0}_{-3.3}$	82.5 $^{+10.9}_{-9.0}$	23.9 $^{+3.1}_{-2.4}$	5.6 $^{+1.3}_{-1.0}$	CV	-	Y
15	002408.4-720500	00 24 08.459	0.009 -72 05 00.29	0.04	0.92	0.94	86.6 $^{+11.4}_{-9.2}$	19.1 $^{+5.9}_{-4.3}$	77.4 $^{+10.6}_{-8.7}$	27.1 $^{+3.4}_{-2.7}$	9.2 $^{+1.7}_{-1.3}$	CV	-	-
17	002408.3-720431	00 24 08.311	0.008 -72 04 31.40	0.04	0.92	0.99	95.2 $^{+11.8}_{-9.7}$	72.5 $^{+10.0}_{-8.5}$	23.6 $^{+6.7}_{-4.8}$	25.5 $^{+3.2}_{-2.6}$	22.0 $^{+2.8}_{-2.3}$	qLX?	-	-
16	002408.2-720435	00 24 08.287	0.009 -72 04 35.67	0.06	0.92	1.00	90.9 $^{+11.7}_{-9.5}$	52.3 $^{+8.7}_{-7.2}$	43.0 $^{+8.5}_{-6.5}$	25.4 $^{+3.2}_{-2.6}$	16.9 $^{+2.4}_{-2.0}$	CV?	-	cY
23	002407.6-720441	00 24 07.787	0.008 -72 04 41.53	0.05	0.75	0.99	88.4 $^{+11.5}_{-9.3}$	48.5 $^{+8.5}_{-6.9}$	43.8 $^{+8.4}_{-6.5}$	30.5 $^{+3.9}_{-3.1}$	18.7 $^{+2.6}_{-2.1}$	AB	-	Y
32	002405.6-720449	00 24 05.647	0.011 -72 04 49.13	0.04	0.79	0.99	71.5 $^{+10.6}_{-8.4}$	49.9 $^{+8.6}_{-7.0}$	23.5 $^{+6.7}_{-4.7}$	23.0 $^{+3.4}_{-2.7}$	18.3 $^{+2.8}_{-2.3}$	CV?	-	c
120	002411.0-720620	00 24 11.099	0.012 -72 06 19.93	0.04	0.95	1.00	67.3 $^{+10.4}_{-8.1}$	38.7 $^{+7.2}_{-5.8}$	34.6 $^{+7.8}_{-5.5}$	18.8 $^{+2.3}_{-1.5}$	11.6 $^{+2.0}_{-1.5}$	CV	-	-
53	002402.5-720511	00 24 02.517	0.010 -72 05 11.25	0.05	0.95	1.00	62.3 $^{+10.1}_{-7.8}$	33.8 $^{+7.4}_{-5.8}$	32.2 $^{+5.5}_{-4.0}$	16.9 $^{+2.7}_{-2.0}$	11.1 $^{+1.9}_{-1.5}$	CV	-	Y
117	002413.7-720302	00 24 13.778	0.010 -72 03 02.13	0.07	0.95	0.87	54.5 $^{+9.5}_{-7.3}$	37.8 $^{+7.7}_{-6.1}$	22.7 $^{+6.7}_{-4.6}$	18.0 $^{+3.0}_{-2.3}$	11.2 $^{+2.1}_{-1.6}$	-	-	-
21	002407.7-720527	00 24 07.744	0.012 -72 05 27.15	0.05	0.92	0.99	59.5 $^{+9.9}_{-7.6}$	36.7 $^{+7.6}_{-6.0}$	23.7 $^{+6.7}_{-4.8}$	16.2 $^{+2.7}_{-2.0}$	12.1 $^{+2.1}_{-1.7}$	CV	-	-
113	002425.8-720703	00 24 25.844	0.018 -72 07 03.52	0.09	0.94	0.99	59.4 $^{+9.8}_{-7.6}$	45.7 $^{+8.3}_{-6.7}$	13.7 $^{+5.6}_{-3.6}$	15.7 $^{+2.6}_{-2.0}$	12.3 $^{+2.1}_{-1.6}$	-	-	-
20	002407.9-720454	00 24 07.914	0.011 -72 04 54.78	0.05	0.92	1.00	56.3 $^{+9.6}_{-7.4}$	36.9 $^{+7.6}_{-6.0}$	20.3 $^{+6.4}_{-4.4}$	15.2 $^{+2.6}_{-2.0}$	10.9 $^{+1.9}_{-1.5}$	CV?	-	H?
125	002353.9-720350	00 23 53.959	0.015 -72 03 50.12	0.06	0.95	0.93	50.8 $^{+9.2}_{-7.0}$	38.9 $^{+7.7}_{-6.2}$	11.9 $^{+5.4}_{-3.3}$	31.7 $^{+5.9}_{-4.4}$	30.4 $^{+5.5}_{-4.3}$	qLX?	X4	-
51	002402.8-720449	00 24 02.800	0.014 -72 04 49.04	0.06	0.82	0.99	46.3 $^{+9.0}_{-6.7}$	33.7 $^{+7.3}_{-5.7}$	14.6 $^{+5.8}_{-3.7}$	14.5 $^{+2.8}_{-2.0}$	9.8 $^{+1.9}_{-1.5}$	CV	-	Y
122	002403.8-720621	00 24 03.846	0.015 -72 06 21.66	0.08	0.95	0.99	44.4 $^{+8.9}_{-6.6}$	27.7 $^{+6.8}_{-5.2}$	19.6 $^{+6.4}_{-4.3}$	12.2 $^{+2.4}_{-1.7}$	8.6 $^{+2.0}_{-1.5}$	CV	-	-
29	002406.0-720449	00 24 06.047	0.013 -72 04 48.96	0.07	0.77	1.00	42.7 $^{+8.7}_{-6.4}$	29.1 $^{+6.9}_{-5.3}$	17.6 $^{+6.2}_{-4.1}$	14.9 $^{+3.0}_{-2.1}$	9.5 $^{+2.1}_{-1.6}$	MSP	MSP-W	c
37	002404.9-720451	00 24 04.977	0.018 -72 04 51.30	0.09	0.92	1.00	39.8 $^{+8.5}_{-6.2}$	24.6 $^{+6.5}_{-4.9}$	17.0 $^{+6.1}_{-4.0}$	11.1 $^{+2.4}_{-1.7}$	7.1 $^{+1.6}_{-1.2}$	qLX	-	Y
14	002408.7-720507	00 24 08.760	0.014 -72 05 07.55	0.08	0.92	0.93	40.1 $^{+8.5}_{-6.2}$	27.5 $^{+6.8}_{-5.2}$	12.6 $^{+5.5}_{-3.5}$	11.3 $^{+2.5}_{-1.7}$	7.7 $^{+1.8}_{-1.3}$	AB	-	-
3	002415.1-720443	00 24 15.158	0.019 -72 04 43.31	0.09	0.92	0.93	38.5 $^{+8.3}_{-6.1}$	34.7 $^{+7.4}_{-5.8}$	4.7 $^{+4.3}_{-1.9}$	11.0 $^{+2.4}_{-1.7}$	9.9 $^{+2.1}_{-1.6}$	AB	-	-
44	002403.6-720459	00 24 03.665	0.014 -72 04 59.02	0.05	0.82	1.00	34.3 $^{+8.1}_{-5.7}$	17.7 $^{+5.8}_{-4.1}$	20.4 $^{+6.5}_{-4.4}$	11.5 $^{+2.6}_{-1.8}$	6.2 $^{+1.7}_{-1.2}$	CV	-	Y
36	002404.9-720455	00 24 04.938	0.016 -72 04 55.36	0.09	0.80	1.00	33.6 $^{+7.9}_{-5.7}$	28.9 $^{+6.9}_{-5.3}$	4.6 $^{+4.3}_{-2.0}$	10.3 $^{+2.5}_{-1.7}$	10.1 $^{+2.4}_{-1.8}$	CV	AKO9	c
24	002407.3-720449	00 24 07.342	0.014 -72 04 49.40	0.06	0.63	0.99	32.5 $^{+7.9}_{-5.7}$	22.6 $^{+6.3}_{-4.7}$	9.8 $^{+5.1}_{-3.0}$	12.5 $^{+1.7}_{-1.1}$	8.2 $^{+2.1}_{-1.5}$	AB?	-	cY
126	002344.8-720602	00 23 44.789	0.019 -72 06 01.97	0.07	0.95	0.99	28.5 $^{+7.6}_{-5.2}$	8.8 $^{+4.6}_{-2.8}$	22.6 $^{+6.7}_{-4.6}$	7.9 $^{+2.0}_{-1.4}$	4.6 $^{+1.3}_{-0.9}$	-	-	-
34	002405.2-720446	00 24 05.168	0.015 -72 04 46.60	0.06	0.70	0.99	30.9 $^{+7.8}_{-5.4}$	24.2 $^{+6.5}_{-4.8}$	8.7 $^{+5.0}_{-2.8}$	11.5 $^{+2.9}_{-1.9}$	8.2 $^{+2.1}_{-1.5}$	MSP?	-	c
4	002413.4-720451	00 24 13.462	0.012 -72 04 51.20	0.07	0.90	0.93	31.4 $^{+7.8}_{-5.5}$	24.7 $^{+6.5}_{-4.9}$	7.7 $^{+4.9}_{-2.6}$	9.3 $^{+2.3}_{-1.6}$	6.8 $^{+1.7}_{-1.2}$	AB?	-	-
41	002404.4-720501	00 24 04.303	0.016 -72 05 01.31	0.08	0.92	0.99	27.5 $^{+7.5}_{-5.1}$	18.2 $^{+5.8}_{-4.2}$	10.1 $^{+5.2}_{-3.0}$	7.6 $^{+2.1}_{-1.4}$	5.2 $^{+1.5}_{-1.1}$	AB	-	-
26	002406.8-720512	00 24 06.844	0.014 -72 05 12.31	0.09	0.92	0.87	26.2 $^{+7.3}_{-5.0}$	18.5 $^{+4.9}_{-3.0}$	7.7 $^{+4.8}_{-2.6}$	7.9 $^{+2.3}_{-1.5}$	5.7 $^{+1.6}_{-1.1}$	AB	-	-
43	002404.2-720443	00 24 04.231	0.019 -72 04 43.84	0.12	0.80	0.99	22.9 $^{+7.1}_{-4.6}$	12.2 $^{+5.1}_{-3.4}$	11.7 $^{+5.4}_{-3.3}$	7.4 $^{+2.3}_{-1.5}$	5.1 $^{+1.6}_{-1.1}$	AB	-	c
35	002404.9-720506	00 24 05.012	0.018 -72 05 06.21	0.07	0.92	0.93	22.6 $^{+7.0}_{-4.6}$	14.1 $^{+5.4}_{-3.7}$	9.3 $^{+5.0}_{-2.9}$	6.6 $^{+2.1}_{-1.3}$	5.0 $^{+1.5}_{-1.0}$	CV?	-	-

X-ray Sources in 47 Tuc

TABLE 3 — *Continued*

W	Names CXO GLB J	Position		f_{PSF}	f_{EXP}	Counts					L_X (10^{30} ergs s^{-1})	ID Type	Other Names	Notes	
		α (J2000) (h m s err)	δ (J2000) ($^{\circ}$ ' " err)			0.5-4.5 keV	0.5-1.5 keV	1.5-6 keV	0.5-6.0 (10^{30} ergs s^{-1})	0.5-2.5 (10^{30} ergs s^{-1})					
(1)	(2)	(3)	(4)	(5)	(6)	(7)	(8)	(9)	(10)	(11)	(12)	(13)			
77	002403.9-720442	00 24 03.864	0.020	-72 04 42.64	0.07	0.82	0.93	23.0 ^{+7.1} _{-4.6}	16.2 ^{+5.6} _{-3.9}	6.7 ^{+4.7} _{-2.5}	7.3 ^{+2.3} _{-1.5}	5.5 ^{+1.7} _{-1.2}	MSP	MSP-F	c
54	002402.5-720444	00 24 02.495	0.016	-72 04 44.08	0.10	0.92	0.99	22.6 ^{+7.0} _{-4.6}	17.2 ^{+5.7} _{-4.1}	5.5 ^{+4.5} _{-2.2}	6.0 ^{+1.9} _{-1.2}	4.3 ^{+1.4} _{-0.9}	AB?	-	-
118	002411.5-720224	00 24 11.510	0.018	-72 02 24.37	0.12	0.95	0.87	21.6 ^{+6.9} _{-4.5}	16.8 ^{+5.7} _{-4.0}	4.8 ^{+4.3} _{-2.0}	6.0 ^{+2.0} _{-1.3}	5.1 ^{+1.6} _{-1.1}	-	-	-
7	002411.1-720520	00 24 11.100	0.011	-72 05 20.18	0.07	0.83	0.94	21.8 ^{+6.8} _{-4.6}	19.9 ^{+6.0} _{-4.4}	1.9 ^{+3.7} _{-1.3}	6.9 ^{+2.2} _{-1.4}	5.8 ^{+1.7} _{-1.2}	MSP	MSP-E	-
39	002404.6-720453	00 24 04.585	0.022	-72 04 53.81	0.10	0.80	0.92	21.6 ^{+6.8} _{-4.5}	20.9 ^{+6.1} _{-4.9}	0.7 ^{+3.5} _{-0.7}	7.1 ^{+2.3} _{-1.5}	7.2 ^{+2.2} _{-1.5}	MSP	MSP-O	c
59	002400.6-720554	00 24 00.588	0.021	-72 05 54.22	0.11	0.91	0.95	18.6 ^{+6.9} _{-4.1}	10.8 ^{+5.5} _{-3.2}	8.7 ^{+4.5} _{-2.8}	5.8 ^{+1.2} _{-1.2}	3.5 ^{+0.8} _{-0.8}	AB	-	-
18	002408.1-720513	00 24 08.138	0.021	-72 05 13.32	0.08	0.92	0.87	21.4 ^{+6.9} _{-4.5}	15.6 ^{+5.5} _{-3.9}	5.7 ^{+4.5} _{-2.3}	6.4 ^{+2.2} _{-1.3}	5.0 ^{+1.6} _{-1.1}	AB	-	-
33	002405.3-720421	00 24 05.374	0.019	-72 04 21.33	0.08	0.92	0.99	20.5 ^{+6.8} _{-4.4}	8.7 ^{+4.6} _{-2.8}	11.8 ^{+5.4} _{-3.3}	5.4 ^{+1.9} _{-1.2}	2.7 ^{+1.1} _{-0.7}	CV	-	-
40	002404.6-720434	00 24 04.640	0.020	-72 04 34.58	0.11	0.92	0.92	19.3 ^{+6.5} _{-4.3}	19.3 ^{+5.9} _{-4.3}	0.0 ^{+3.2} _{-0.0}	5.4 ^{+1.9} _{-1.2}	6.0 ^{+1.9} _{-1.3}	-	-	-
79	002403.5-720441	00 24 03.566	0.019	-72 04 41.43	0.08	0.76	1.00	19.2 ^{+6.7} _{-4.2}	10.4 ^{+4.9} _{-3.1}	8.8 ^{+5.0} _{-2.8}	6.2 ^{+2.2} _{-1.4}	3.9 ^{+1.5} _{-1.0}	-	-	H?
147	002352.2-720723	00 23 52.256	0.023	-72 07 23.50	0.11	0.94	0.99	17.3 ^{+6.7} _{-4.0}	8.7 ^{+4.6} _{-2.8}	8.6 ^{+5.0} _{-2.8}	4.5 ^{+1.0} _{-1.0}	2.6 ^{+0.7} _{-0.7}	-	-	-
75	002406.3-720452	00 24 06.372	0.022	-72 04 52.85	0.10	0.70	0.94	16.2 ^{+6.3} _{-3.9}	11.4 ^{+5.0} _{-3.3}	7.8 ^{+4.8} _{-2.7}	7.2 ^{+2.6} _{-1.6}	5.0 ^{+1.9} _{-1.2}	AB	-	H?c
61	002359.9-720504	00 23 59.872	0.021	-72 05 04.65	0.12	0.92	0.92	18.8 ^{+6.6} _{-4.2}	13.1 ^{+5.2} _{-3.5}	5.7 ^{+4.5} _{-2.2}	5.4 ^{+2.0} _{-1.2}	3.9 ^{+1.4} _{-0.9}	-	-	-
10	002410.0-720441	00 24 10.051	0.013	-72 04 41.26	0.08	0.91	0.99	18.8 ^{+6.6} _{-4.2}	14.2 ^{+5.4} _{-3.7}	4.6 ^{+4.3} _{-2.0}	5.0 ^{+1.8} _{-1.1}	4.0 ^{+1.4} _{-0.9}	CV?	-	-
72	002410.4-720459	00 24 10.466	0.019	-72 04 59.98	0.09	0.92	1.00	18.1 ^{+6.5} _{-4.1}	15.3 ^{+5.5} _{-3.2}	2.8 ^{+3.9} _{-1.6}	4.8 ^{+1.8} _{-1.1}	4.2 ^{+1.4} _{-0.9}	AB	-	-
106	002403.7-720456	00 24 03.770	0.054	-72 04 56.86	0.25	0.73	1.00	17.7 ^{+6.5} _{-4.0}	13.0 ^{+5.3} _{-3.5}	4.7 ^{+4.1} _{-2.0}	6.0 ^{+2.3} _{-1.4}	5.1 ^{+2.1} _{-1.3}	MSP	MSP-L	mc
50	002403.0-720426	00 24 03.111	0.021	-72 04 26.54	0.09	0.91	0.92	17.4 ^{+6.5} _{-4.0}	13.6 ^{+5.3} _{-3.6}	3.8 ^{+4.1} _{-1.8}	4.9 ^{+1.9} _{-1.1}	4.1 ^{+1.5} _{-1.0}	-	-	-
19	002407.9-720439	00 24 07.945	0.019	-72 04 39.64	0.08	0.75	0.99	16.5 ^{+6.3} _{-3.9}	15.6 ^{+5.5} _{-3.9}	0.9 ^{+3.5} _{-0.8}	5.4 ^{+2.2} _{-1.3}	5.0 ^{+1.8} _{-1.2}	MSP	MSP-G	-
28	002406.0-720501	00 24 06.024	0.020	-72 05 01.65	0.13	0.92	0.95	16.3 ^{+6.3} _{-3.9}	14.9 ^{+5.5} _{-3.8}	1.4 ^{+3.6} _{-0.9}	4.5 ^{+1.8} _{-1.1}	3.6 ^{+1.4} _{-0.9}	MSP?	-	-
49	002403.1-720447	00 24 03.080	0.017	-72 04 47.33	0.06	0.80	0.92	15.3 ^{+6.2} _{-3.8}	4.5 ^{+3.8} _{-2.0}	10.7 ^{+5.3} _{-3.2}	4.8 ^{+2.1} _{-1.2}	2.1 ^{+1.1} _{-0.6}	CV	-	-
198	002407.6-720450	00 24 07.580	0.054	-72 04 50.36	0.25	0.62	0.92	14.5 ^{+6.2} _{-3.6}	9.7 ^{+4.8} _{-3.0}	4.9 ^{+4.4} _{-2.0}	6.2 ^{+2.7} _{-1.5}	4.5 ^{+2.0} _{-1.0}	MSP	MSP-R	mc
73	002407.2-720457	00 24 07.177	0.021	-72 04 57.27	0.13	0.92	0.99	15.0 ^{+6.2} _{-3.7}	12.6 ^{+5.2} _{-3.5}	2.3 ^{+3.9} _{-1.3}	4.0 ^{+1.7} _{-1.0}	3.3 ^{+1.3} _{-0.8}	AB	-	-
83	002400.9-720414	00 24 01.008	0.020	-72 04 14.05	0.13	0.91	0.92	14.6 ^{+6.1} _{-3.6}	12.8 ^{+5.2} _{-3.5}	1.8 ^{+3.7} _{-1.1}	4.1 ^{+1.8} _{-1.0}	3.1 ^{+1.3} _{-0.8}	-	-	-
52	002402.6-720538	00 24 02.609	0.025	-72 05 38.60	0.13	0.92	0.99	14.6 ^{+6.1} _{-3.7}	10.7 ^{+4.9} _{-3.2}	3.9 ^{+4.1} _{-1.9}	3.9 ^{+1.7} _{-1.0}	2.8 ^{+1.1} _{-0.7}	-	-	-
38	002404.8-720446	00 24 04.910	0.054	-72 04 46.02	0.25	0.47	0.87	13.6 ^{+6.0} _{-3.5}	9.7 ^{+4.8} _{-3.0}	4.9 ^{+4.4} _{-2.0}	8.7 ^{+3.9} _{-2.1}	6.3 ^{+2.9} _{-1.8}	AB	-	m
139	002415.4-720646	00 24 15.361	0.026	-72 06 46.95	0.11	0.91	0.94	13.6 ^{+6.1} _{-3.5}	5.8 ^{+4.1} _{-2.3}	7.8 ^{+4.8} _{-2.7}	3.9 ^{+1.8} _{-1.0}	2.1 ^{+0.6} _{-0.6}	-	-	-
67	002413.8-720443	00 24 13.827	0.026	-72 04 43.66	0.10	0.91	0.93	14.4 ^{+6.1} _{-3.6}	10.7 ^{+4.9} _{-3.2}	3.7 ^{+4.1} _{-1.8}	4.1 ^{+1.8} _{-1.0}	3.2 ^{+1.3} _{-0.8}	MSP	MSP-D	-
48	002403.2-720429	00 24 03.153	0.016	-72 04 29.75	0.09	0.92	0.93	14.3 ^{+6.0} _{-3.7}	11.5 ^{+4.9} _{-3.3}	2.8 ^{+3.9} _{-1.6}	4.0 ^{+1.7} _{-1.0}	4.5 ^{+1.8} _{-1.2}	-	-	-
11	002409.8-720359	00 24 09.836	0.021	-72 03 59.69	0.09	0.92	0.95	12.7 ^{+5.9} _{-3.4}	8.8 ^{+4.6} _{-2.9}	3.9 ^{+4.1} _{-1.9}	3.5 ^{+1.7} _{-0.9}	2.8 ^{+1.3} _{-0.8}	MSP	MSP-U	-
132	002434.9-720501	00 24 35.070	0.030	-72 05 01.92	0.16	0.91	0.87	9.7 ^{+5.5} _{-3.0}	0.9 ^{+3.0} _{-0.8}	11.7 ^{+5.4} _{-3.3}	3.9 ^{+1.9} _{-1.0}	0.8 ^{+1.1} _{-0.4}	-	-	-
63	002359.4-720358	00 23 59.367	0.029	-72 03 58.82	0.04	0.91	0.99	9.7 ^{+5.6} _{-2.9}	5.8 ^{+4.1} _{-2.3}	5.8 ^{+4.6} _{-2.2}	3.9 ^{+2.0} _{-1.0}	2.4 ^{+1.4} _{-0.8}	MSP	MSP-J	-
70	002411.8-720443	00 24 11.904	0.022	-72 04 43.89	0.13	0.92	0.93	12.3 ^{+5.8} _{-3.4}	9.5 ^{+4.7} _{-3.0}	2.8 ^{+3.9} _{-1.6}	3.4 ^{+1.7} _{-0.9}	2.5 ^{+1.1} _{-0.7}	CV	-	-
62	002359.3-720448	00 23 59.362	0.023	-72 04 47.85	0.15	0.91	0.99	10.7 ^{+5.6} _{-3.1}	8.9 ^{+4.6} _{-2.9}	1.9 ^{+3.7} _{-1.2}	2.8 ^{+1.5} _{-0.8}	2.1 ^{+1.2} _{-0.7}	-	-	-
57	002401.3-720445	00 24 01.358	0.021	-72 04 45.45	0.13	0.92	0.99	10.9 ^{+5.7} _{-3.1}	6.3 ^{+4.2} _{-2.4}	4.6 ^{+4.2} _{-2.1}	2.8 ^{+1.6} _{-0.8}	2.2 ^{+1.1} _{-0.6}	-	-	-
65	002353.4-720511	00 23 53.522	0.021	-72 05 11.45	0.15	0.92	0.92	10.8 ^{+5.7} _{-3.1}	5.9 ^{+4.1} _{-2.3}	4.9 ^{+4.4} _{-2.1}	5.2 ^{+2.9} _{-1.5}	3.2 ^{+2.0} _{-1.1}	-	-	-
66	002415.9-720451	00 24 15.961	0.026	-72 04 51.71	0.11	0.92	0.93	10.8 ^{+5.6} _{-3.2}	10.8 ^{+4.9} _{-3.2}	0.0 ^{+4.9} _{-0.0}	2.9 ^{+1.6} _{-0.9}	2.8 ^{+1.4} _{-0.8}	AB	-	-
22	002407.8-720524	00 24 07.835	0.025	-72 05 24.56	0.08	0.82	0.87	9.7 ^{+5.5} _{-2.9}	6.8 ^{+4.3} _{-2.5}	2.9 ^{+4.0} _{-1.5}	3.3 ^{+2.0} _{-1.0}	2.2 ^{+1.4} _{-0.7}	AB	-	-
121	002405.1-720604	00 24 05.140	0.024	-72 06 04.02	0.12	0.91	0.87	9.8 ^{+5.5} _{-3.0}	6.8 ^{+4.3} _{-2.5}	2.9 ^{+3.9} _{-1.6}	2.9 ^{+1.7} _{-0.9}	2.6 ^{+1.4} _{-0.8}	AB	-	-
13	002409.1-720428	00 24 09.169	0.025	-72 04 28.79	0.08	0.92	0.99	10.4 ^{+5.6} _{-3.1}	9.6 ^{+4.7} _{-3.0}	0.8 ^{+3.5} _{-0.7}	2.7 ^{+1.5} _{-0.8}	2.2 ^{+1.1} _{-0.7}	MSP	MSP-N	-
9	002410.5-720506	00 24 10.515	0.028	-72 05 06.27	0.15	0.92	0.99	9.3 ^{+5.4} _{-2.9}	5.5 ^{+4.0} _{-2.2}	4.7 ^{+4.3} _{-2.0}	2.7 ^{+1.6} _{-0.8}	2.4 ^{+1.3} _{-0.8}	AB	-	-
85	002359.3-720438	00 23 59.397	0.028	-72 04 38.59	0.13	0.91	0.87	9.3 ^{+5.4} _{-2.9}	8.5 ^{+4.6} _{-2.8}	1.7 ^{+3.7} _{-1.1}	3.1 ^{+1.8} _{-0.9}	2.6 ^{+1.4} _{-0.8}	CV	-	-

TABLE 3 — *Continued*

W	Names CXO GLB J	Position		f_{PSF}	f_{EXP}	Counts			L_X (10^{30} ergs s^{-1})	ID Type	Other Names	Notes		
		α (J2000) (h m s err)	δ (J2000) ($^{\circ}$ ' " err)			0.5-4.5 keV	0.5-1.5 keV	1.5-6 keV					0.5-6.0 (10) (11)	
(1)	(2)	(3)	(4)	(5)	(6)	(7)	(8)	(9)	(10)	(11)	(12)	(13)		
80	002402.6-720441	00 24 02.630	0.023 -72 04 41.20	0.11	0.92	1.00	10.2 ^{+5.6} _{-3.0}	6.6 ^{+4.2} _{-2.4}	3.6 ^{+4.1} _{-1.7}	2.7 ^{+1.6} _{-0.8}	1.5 ^{+0.9} _{-0.5}	-	-	-
98	002405.1-720502	00 24 05.070	0.054 -72 05 02.70	0.25	0.82	0.95	9.1 ^{+5.4} _{-2.8}	8.3 ^{+4.5} _{-2.8}	0.8 ^{+3.5} _{-0.7}	2.8 ^{+1.8} _{-0.9}	2.6 ^{+1.4} _{-0.8}	AB?	-	m
201	002407.0-720442	00 24 07.080	0.054 -72 04 42.54	0.25	0.82	0.92	9.0 ^{+5.5} _{-2.8}	5.3 ^{+4.0} _{-2.1}	4.7 ^{+4.4} _{-1.9}	3.2 ^{+1.9} _{-0.9}	1.9 ^{+1.3} _{-0.7}	-	-	m
74	002406.7-720406	00 24 06.676	0.024 -72 04 06.76	0.08	0.92	0.87	9.8 ^{+5.4} _{-3.0}	9.8 ^{+4.8} _{-3.0}	0.0 ^{+3.2} _{-0.0}	2.9 ^{+1.7} _{-0.9}	3.1 ^{+1.6} _{-1.0}	MSP	MSP-H	-
82	002401.4-720441	00 24 01.405	0.027 -72 04 41.54	0.14	0.92	0.99	9.8 ^{+5.4} _{-3.0}	9.8 ^{+4.7} _{-3.0}	0.0 ^{+3.2} _{-0.0}	2.5 ^{+1.4} _{-0.8}	3.1 ^{+1.6} _{-0.9}	CV	-	-
160	002428.9-720256	00 24 28.984	0.016 -72 02 55.86	0.09	0.91	0.87	7.8 ^{+5.5} _{-2.6}	5.9 ^{+4.1} _{-2.3}	2.0 ^{+3.7} _{-1.3}	2.7 ^{+1.7} _{-0.9}	2.7 ^{+1.7} _{-0.9}	-	-	-
71	002410.6-720516	00 24 10.605	0.041 -72 05 16.15	0.14	0.92	0.93	9.6 ^{+5.5} _{-2.9}	8.7 ^{+4.6} _{-2.8}	0.9 ^{+3.5} _{-0.7}	2.6 ^{+1.6} _{-0.8}	2.7 ^{+1.4} _{-0.8}	CV?	-	-
94	002406.3-720439	00 24 06.323	0.020 -72 04 38.83	0.13	0.92	0.93	7.5 ^{+5.2} _{-2.5}	4.9 ^{+3.9} _{-2.1}	4.6 ^{+4.3} _{-1.9}	2.7 ^{+1.6} _{-0.8}	1.6 ^{+1.1} _{-0.6}	AB	-	-
5	002412.6-720440	00 24 12.546	0.020 -72 04 41.12	0.08	0.92	0.93	9.4 ^{+5.4} _{-2.9}	7.6 ^{+4.4} _{-2.6}	1.9 ^{+3.7} _{-1.2}	2.6 ^{+1.6} _{-0.8}	2.9 ^{+1.6} _{-0.9}	MSP?	-	-
197	002408.0-720451	00 24 08.070	0.054 -72 04 50.92	0.25	0.83	0.93	8.4 ^{+5.3} _{-2.8}	8.4 ^{+4.6} _{-2.8}	0.9 ^{+3.5} _{-0.8}	2.8 ^{+1.8} _{-0.9}	2.5 ^{+1.4} _{-0.8}	-	-	m
55	002402.1-720450	00 24 02.220	0.054 -72 04 50.44	0.25	0.92	0.99	7.7 ^{+5.2} _{-2.6}	5.1 ^{+4.0} _{-2.1}	3.4 ^{+4.1} _{-1.7}	2.2 ^{+1.9} _{-0.7}	1.7 ^{+1.1} _{-0.6}	CV?	-	m
205	002400.4-720448	00 24 00.480	0.028 -72 04 47.76	0.12	0.92	0.93	8.9 ^{+5.4} _{-2.8}	7.4 ^{+4.4} _{-2.6}	1.5 ^{+3.7} _{-1.0}	2.5 ^{+1.6} _{-0.8}	2.6 ^{+1.5} _{-0.8}	-	-	-
116	002417.2-720302	00 24 17.238	0.018 -72 03 02.75	0.16	0.91	0.87	8.9 ^{+5.3} _{-2.8}	7.9 ^{+4.4} _{-2.7}	0.9 ^{+3.5} _{-0.8}	2.8 ^{+1.8} _{-0.9}	3.1 ^{+1.9} _{-1.0}	-	-	-
92	002415.6-720441	00 24 15.690	0.054 -72 04 40.99	0.25	0.83	0.92	8.7 ^{+5.4} _{-2.7}	5.8 ^{+4.1} _{-2.3}	2.9 ^{+4.0} _{-1.5}	2.7 ^{+1.8} _{-0.9}	2.1 ^{+1.3} _{-0.7}	AB	-	m
142	002404.1-720420	00 24 04.250	0.054 -72 04 20.27	0.25	0.83	0.93	8.7 ^{+5.4} _{-2.7}	4.8 ^{+3.9} _{-2.0}	3.9 ^{+4.2} _{-1.8}	2.7 ^{+1.8} _{-0.9}	1.4 ^{+1.1} _{-0.5}	MSP?	-	m
68	002413.4-720523	00 24 13.479	0.031 -72 05 23.30	0.11	0.92	0.93	7.7 ^{+5.2} _{-2.6}	6.8 ^{+4.3} _{-2.3}	1.8 ^{+3.7} _{-1.1}	2.4 ^{+1.8} _{-0.8}	2.2 ^{+1.4} _{-0.7}	AB	-	t
188	002353.3-720707	00 23 53.453	0.046 -72 07 07.91	0.12	0.91	0.92	7.7 ^{+5.2} _{-2.6}	1.9 ^{+3.2} _{-1.2}	5.8 ^{+4.5} _{-2.3}	2.7 ^{+1.9} _{-0.9}	2.1 ^{+1.4} _{-0.8}	-	-	-
6	002411.6-720503	00 24 11.648	0.032 -72 05 03.76	0.09	0.92	0.92	7.6 ^{+5.1} _{-2.6}	7.6 ^{+4.4} _{-2.6}	0.0 ^{+3.2} _{-0.0}	2.1 ^{+1.5} _{-0.7}	2.4 ^{+1.5} _{-0.8}	MSP?	-	-
12	002409.5-720504	00 24 09.508	0.018 -72 05 04.53	0.08	0.92	0.93	8.1 ^{+5.3} _{-2.6}	6.4 ^{+4.2} _{-2.4}	1.7 ^{+3.7} _{-1.0}	2.3 ^{+1.6} _{-0.7}	1.5 ^{+1.0} _{-0.5}	AB	-	-
199	002407.2-720454	00 24 07.230	0.054 -72 04 54.71	0.25	0.83	0.87	8.0 ^{+5.3} _{-2.6}	6.3 ^{+4.2} _{-2.4}	1.7 ^{+3.7} _{-1.0}	2.7 ^{+1.9} _{-0.9}	2.2 ^{+1.5} _{-0.8}	-	-	mc
166	002415.7-720307	00 24 15.687	0.014 -72 03 07.34	0.14	0.91	0.87	7.8 ^{+5.2} _{-2.6}	5.9 ^{+4.1} _{-2.3}	1.9 ^{+3.7} _{-1.0}	2.7 ^{+1.9} _{-0.9}	2.1 ^{+1.3} _{-0.7}	-	-	-
283	002406.1-720451	00 24 06.040	0.054 -72 04 51.34	0.25	0.80	0.87	6.9 ^{+5.1} _{-2.4}	3.1 ^{+3.6} _{-1.6}	4.7 ^{+4.3} _{-1.9}	2.7 ^{+1.9} _{-0.9}	1.9 ^{+1.3} _{-0.7}	-	-	m
114	002419.3-720334	00 24 19.385	0.027 -72 03 34.59	0.10	0.95	0.87	7.8 ^{+5.3} _{-2.5}	3.9 ^{+3.7} _{-1.8}	3.9 ^{+4.2} _{-1.8}	4.7 ^{+3.4} _{-1.5}	3.5 ^{+2.4} _{-1.2}	-	-	Y
90	002350.6-720541	00 23 50.693	0.035 -72 05 41.44	0.12	0.92	0.99	6.8 ^{+5.1} _{-2.3}	4.9 ^{+3.9} _{-2.0}	2.9 ^{+4.0} _{-1.4}	3.1 ^{+2.2} _{-1.0}	1.9 ^{+1.5} _{-0.7}	-	-	-
140	002409.2-720543	00 24 09.244	0.036 -72 05 43.79	0.19	0.92	0.88	7.7 ^{+5.2} _{-2.5}	5.8 ^{+4.1} _{-2.3}	1.9 ^{+3.7} _{-1.1}	2.6 ^{+1.9} _{-0.9}	2.0 ^{+1.4} _{-0.7}	CV?	-	-
141	002407.2-720446	00 24 07.233	0.031 -72 04 46.25	0.12	0.92	0.87	7.5 ^{+5.2} _{-2.5}	6.7 ^{+4.3} _{-2.4}	0.8 ^{+3.5} _{-0.7}	2.1 ^{+1.5} _{-0.7}	2.0 ^{+1.4} _{-0.7}	AB?	-	-
81	002401.7-720512	00 24 01.740	0.022 -72 05 12.36	0.16	0.92	0.93	7.3 ^{+5.2} _{-2.5}	3.4 ^{+3.6} _{-1.7}	3.9 ^{+4.1} _{-1.9}	2.0 ^{+1.5} _{-0.7}	1.6 ^{+1.1} _{-0.6}	-	-	-
87	002357.8-720452	00 23 57.866	0.037 -72 04 52.73	0.09	0.91	0.93	7.2 ^{+5.1} _{-2.5}	5.3 ^{+4.0} _{-2.2}	1.9 ^{+3.7} _{-1.2}	2.0 ^{+1.5} _{-0.7}	1.1 ^{+0.9} _{-0.5}	-	-	-
31	002405.6-720504	00 24 05.677	0.026 -72 05 04.40	0.08	0.92	0.87	7.1 ^{+5.1} _{-2.5}	7.1 ^{+4.2} _{-2.5}	0.0 ^{+3.2} _{-0.0}	1.9 ^{+1.5} _{-0.7}	1.4 ^{+0.9} _{-0.5}	MSP?	-	-
202	002405.0-720443	00 24 05.000	0.054 -72 04 43.99	0.25	0.80	0.93	7.0 ^{+5.1} _{-2.4}	4.2 ^{+3.8} _{-1.9}	2.7 ^{+3.9} _{-1.4}	2.3 ^{+1.8} _{-0.8}	2.0 ^{+1.5} _{-0.7}	-	-	mc
186	002408.5-720708	00 24 08.536	0.036 -72 07 07.95	0.18	0.91	0.44	6.9 ^{+5.1} _{-2.4}	4.0 ^{+3.7} _{-1.9}	2.9 ^{+4.0} _{-1.5}	4.3 ^{+3.4} _{-1.5}	3.1 ^{+2.2} _{-0.9}	-	-	-
104	002416.4-720425	00 24 16.473	0.022 -72 04 25.21	0.08	0.80	0.87	6.9 ^{+5.1} _{-2.4}	5.9 ^{+4.1} _{-2.3}	0.9 ^{+3.5} _{-0.8}	2.4 ^{+1.9} _{-0.9}	2.3 ^{+1.6} _{-0.8}	MSP	MSP-Q	-
143	002401.6-720257	00 24 01.633	0.030 -72 02 57.76	0.14	0.92	0.87	5.8 ^{+5.0} _{-2.1}	3.9 ^{+3.7} _{-1.8}	1.9 ^{+3.8} _{-1.1}	2.0 ^{+1.9} _{-0.7}	1.5 ^{+1.4} _{-0.6}	-	-	Y
84	002400.3-720546	00 24 00.374	0.040 -72 05 46.46	0.13	0.92	0.99	6.5 ^{+5.1} _{-2.3}	3.7 ^{+3.7} _{-1.7}	2.7 ^{+3.9} _{-1.4}	1.7 ^{+1.4} _{-0.6}	1.2 ^{+1.0} _{-0.5}	-	-	-
203	002404.9-720437	00 24 04.930	0.054 -72 04 37.26	0.25	0.82	0.93	6.4 ^{+5.0} _{-2.3}	5.5 ^{+4.1} _{-2.2}	0.9 ^{+3.5} _{-0.7}	2.0 ^{+1.7} _{-0.7}	1.7 ^{+1.3} _{-0.6}	-	-	m
200	002407.1-720507	00 24 07.157	0.033 -72 05 07.22	0.12	0.92	0.92	6.1 ^{+5.0} _{-2.3}	5.4 ^{+4.0} _{-2.2}	0.7 ^{+3.4} _{-0.6}	1.7 ^{+1.4} _{-0.6}	1.5 ^{+1.1} _{-0.6}	-	-	-
167	002410.2-720401	00 24 10.198	0.030 -72 04 01.77	0.16	0.83	0.99	5.9 ^{+4.9} _{-2.3}	3.0 ^{+3.5} _{-1.6}	2.9 ^{+3.9} _{-1.6}	1.7 ^{+1.5} _{-0.7}	1.1 ^{+0.8} _{-0.4}	AB	-	-
94	002411.8-720514	00 24 11.762	0.032 -72 05 14.75	0.09	0.92	0.50	5.9 ^{+4.9} _{-2.3}	4.0 ^{+3.7} _{-1.9}	2.0 ^{+3.7} _{-1.3}	3.0 ^{+2.7} _{-1.2}	1.1 ^{+1.1} _{-0.5}	AB	-	-
163	002425.1-720507	00 24 25.178	0.033 -72 05 07.26	0.09	0.92	0.87	5.8 ^{+4.9} _{-2.3}	5.8 ^{+4.1} _{-2.3}	0.0 ^{+3.2} _{-0.0}	1.7 ^{+1.5} _{-0.7}	1.6 ^{+1.2} _{-0.6}	AB	-	-
279	002406.5-720451	00 24 06.560	0.054 -72 04 51.39	0.25	0.80	0.44	5.7 ^{+4.8} _{-2.2}	4.8 ^{+3.8} _{-2.1}	0.9 ^{+3.5} _{-0.8}	3.8 ^{+3.5} _{-1.5}	4.7 ^{+3.7} _{-1.8}	-	-	m
78	002403.6-720522	00 24 03.459	0.019 -72 05 22.69	0.11	0.92	0.92	5.6 ^{+4.9} _{-2.2}	5.6 ^{+4.1} _{-2.2}	0.0 ^{+3.2} _{-0.0}	1.5 ^{+1.3} _{-0.6}	1.7 ^{+1.3} _{-0.7}	-	-	c

X-ray Sources in 47 Tuc

TABLE 3 — *Continued*

W	Names CXO GLB J	Position		f_{PSF}	f_{EXP}	Counts			L_X		ID Type	Other Names	Notes	
		α (J2000) (h m s err)	δ (J2000) ($^{\circ}$ $'$ $''$ err)			0.5-4.5 keV	0.5-1.5 keV	1.5-6 keV	0.5-6.0 (10^{30} ergs s^{-1})	0.5-2.5 (11)				
(1)	(2)	(3)	(4)	(5)	(6)	(7)	(8)	(9)	(10)	(11)	(12)	(13)		
204	002404.4-720439	00 24 04.380	0.054 -72 04 40.25	0.25	0.82	0.87	$4.5^{+4.6}_{-1.9}$	$4.5^{+3.8}_{-1.9}$	$0.9^{+3.5}_{-0.8}$	$1.8^{+1.7}_{-0.7}$	$1.7^{+1.6}_{-0.8}$	-	-	m
97	002405.3-720511	00 24 05.345	0.022 -72 05 11.17	0.12	0.92	0.87	$5.3^{+4.8}_{-2.1}$	$4.5^{+3.9}_{-2.0}$	$0.8^{+3.5}_{-0.7}$	$1.5^{+1.5}_{-0.6}$	$1.1^{+1.0}_{-0.5}$	MSP?	-	c
76	002406.5-720430	00 24 06.414	0.023 -72 04 30.23	0.16	0.92	0.88	$5.2^{+4.8}_{-2.0}$	$1.5^{+3.1}_{-0.9}$	$3.7^{+4.1}_{-1.8}$	$1.5^{+1.5}_{-0.6}$	$1.0^{+1.0}_{-0.4}$	AB	-	-
194	002427.5-720626	00 24 27.439	0.029 -72 06 27.44	0.13	0.90	0.43	$4.9^{+4.7}_{-2.1}$	$4.9^{+3.9}_{-2.1}$	$0.0^{+3.2}_{-0.0}$	$3.0^{+3.1}_{-1.2}$	$3.0^{+2.7}_{-1.3}$	-	-	-
168	002406.0-720346	00 24 05.943	0.044 -72 03 46.54	0.00	0.92	0.87	$3.9^{+4.6}_{-1.7}$	$2.9^{+3.5}_{-1.5}$	$1.0^{+3.5}_{-0.8}$	$2.3^{+2.9}_{-1.0}$	$1.8^{+1.9}_{-0.8}$	AB?	-	Y
170	002356.9-720224	00 23 56.946	0.019 -72 02 24.79	0.22	0.91	0.87	$4.8^{+4.8}_{-2.0}$	$2.0^{+3.2}_{-1.3}$	$2.9^{+4.0}_{-1.5}$	$1.4^{+1.4}_{-0.6}$	$0.7^{+0.8}_{-0.3}$	-	-	-
107	002354.4-720530	00 23 54.467	0.027 -72 05 30.62	0.12	0.92	0.87	$3.9^{+4.6}_{-1.8}$	$3.9^{+3.7}_{-1.8}$	$0.0^{+3.2}_{-0.0}$	$1.8^{+2.3}_{-0.8}$	$1.3^{+1.4}_{-0.6}$	MSP	MSP-M	-
180	002432.5-720557	00 24 32.530	0.054 -72 05 58.04	0.25	0.91	0.87	$3.9^{+4.6}_{-1.8}$	$2.9^{+3.5}_{-1.6}$	$1.9^{+3.7}_{-1.1}$	$1.4^{+1.5}_{-0.6}$	$0.5^{+0.6}_{-0.3}$	-	-	-
159	002431.3-720618	00 24 31.327	0.019 -72 06 17.98	0.09	0.90	0.87	$4.7^{+4.7}_{-1.9}$	$3.8^{+3.7}_{-1.8}$	$0.9^{+3.5}_{-0.8}$	$1.4^{+1.5}_{-0.6}$	$1.3^{+1.4}_{-0.6}$	-	-	-
69	002412.7-720422	00 24 12.657	0.036 -72 04 22.23	0.11	0.92	0.87	$3.8^{+4.6}_{-1.7}$	$2.9^{+3.5}_{-1.5}$	$1.8^{+3.7}_{-1.1}$	$1.4^{+1.5}_{-0.5}$	$1.1^{+1.2}_{-0.5}$	AB	-	-
184	002410.6-720529	00 24 10.499	0.019 -72 05 28.76	0.09	0.92	0.87	$4.6^{+4.8}_{-1.8}$	$1.8^{+3.2}_{-1.1}$	$2.8^{+4.0}_{-1.5}$	$1.4^{+1.5}_{-0.5}$	$0.9^{+1.0}_{-0.4}$	AB	-	-
196	002412.1-720455	00 24 12.183	0.029 -72 04 55.23	0.13	0.92	0.87	$4.3^{+4.7}_{-1.8}$	$2.5^{+3.4}_{-1.4}$	$1.8^{+3.7}_{-1.2}$	$1.2^{+1.4}_{-0.5}$	$1.2^{+1.2}_{-0.5}$	-	-	-
187	002356.9-720341	00 23 56.837	0.023 -72 03 41.27	0.20	0.91	0.44	$3.9^{+4.6}_{-1.7}$	$3.0^{+3.5}_{-1.5}$	$1.0^{+3.5}_{-0.8}$	$4.3^{+5.5}_{-1.9}$	$3.4^{+3.6}_{-1.5}$	-	-	-
115	002417.2-720446	00 24 17.200	0.023 -72 04 46.38	0.11	0.90	0.87	$3.8^{+4.5}_{-1.8}$	$3.8^{+3.7}_{-1.8}$	$0.0^{+3.2}_{-0.0}$	$1.1^{+1.4}_{-0.5}$	$1.3^{+1.4}_{-0.6}$	MSP?	-	-
195	002415.2-720433	00 24 15.197	0.000 -72 04 33.11	0.11	0.90	0.92	$3.8^{+4.6}_{-1.8}$	$1.9^{+3.2}_{-1.3}$	$1.9^{+3.7}_{-1.3}$	$1.0^{+1.3}_{-0.5}$	$1.1^{+1.2}_{-0.5}$	-	-	-
172	002344.2-720646	00 23 44.198	0.029 -72 06 46.45	0.13	0.92	0.93	$3.8^{+4.6}_{-1.7}$	$1.8^{+3.2}_{-1.1}$	$2.0^{+3.7}_{-1.3}$	$1.0^{+1.3}_{-0.4}$	$0.5^{+0.9}_{-0.3}$	-	-	t
176	002339.1-720604	00 23 39.188	0.029 -72 06 05.43	0.13	0.92	0.87	$3.8^{+4.6}_{-1.7}$	$2.9^{+3.5}_{-1.5}$	$0.9^{+3.5}_{-0.8}$	$1.0^{+1.4}_{-0.5}$	$0.9^{+1.2}_{-0.5}$	-	-	-
96	002407.3-720519	00 24 07.239	0.023 -72 05 19.52	0.00	0.92	0.49	$3.8^{+4.6}_{-1.7}$	$2.8^{+3.5}_{-1.5}$	$0.9^{+3.5}_{-0.8}$	$2.0^{+2.6}_{-0.9}$	$1.9^{+2.1}_{-0.9}$	MSP?	-	-
102	002357.6-720542	00 23 57.668	0.027 -72 05 42.92	0.12	0.92	0.87	$3.8^{+4.6}_{-1.8}$	$3.8^{+3.7}_{-1.8}$	$0.0^{+3.2}_{-0.0}$	$1.1^{+1.4}_{-0.5}$	$1.0^{+1.1}_{-0.5}$	-	-	-
86	002358.8-720509	00 23 59.000	0.030 -72 05 09.90	0.22	0.92	0.87	$3.6^{+4.5}_{-1.7}$	$2.7^{+3.4}_{-1.5}$	$0.9^{+3.5}_{-0.8}$	$1.0^{+1.3}_{-0.5}$	$1.3^{+1.4}_{-0.6}$	-	-	-
89	002352.4-720533	00 23 52.458	0.029 -72 05 33.33	0.00	0.91	0.43	$3.0^{+4.4}_{-1.6}$	$3.0^{+3.5}_{-1.6}$	$0.0^{+3.2}_{-0.0}$	$3.9^{+6.3}_{-2.1}$	$5.1^{+6.7}_{-2.8}$	-	-	-
149	002339.0-720348	00 23 39.051	0.044 -72 03 48.12	0.11	0.91	0.87	$2.9^{+4.4}_{-1.4}$	$1.0^{+3.0}_{-0.8}$	$1.9^{+3.8}_{-1.1}$	$1.0^{+1.6}_{-0.5}$	$0.4^{+0.8}_{-0.2}$	-	-	t
182	002419.3-720431	00 24 19.388	0.029 -72 04 31.07	0.13	0.90	0.43	$2.9^{+4.4}_{-1.5}$	$2.9^{+3.5}_{-1.5}$	$0.0^{+3.2}_{-0.0}$	$1.7^{+2.8}_{-0.9}$	$1.8^{+2.5}_{-0.9}$	AB	-	-

NOTE. — Properties of the 47 Tuc X-ray sources, from the 2000 dataset. Notes indicate variability or confusion: these are as in Table 2, except that a t indicates a possibly transient (or spurious) source not seen in the 2002 data.

TABLE 4
New Optical Counterpart Identifications

W	CXOGLB J	AGB01 name	Δ R.A.	Δ Decl.	Sep./error	Type	Per. (d)
287	002405.4-720457	PC1-V21	-0.665	0.765	2.87	N.Ecl. S.Det.	0.39
266	002407.9-720502	PC1-V10	0.165	0.01	1.42	W UMa S.Det.	0.43
299	002404.1-720512	PC1-V30	0.101	0.023	1.08	BY Dra	0.80
267	002407.8-720458	PC1-V04	0.036	0.023	0.41	W UMa Con.	0.33
286	002405.6-720452	PC1-V32	0.073	0.162	2.00	BY Dra	1.64
304	002402.0-720502	PC1-V42	0.345	0.382	3.43	BY Dra	0.52
274	002407.1-720452	PC1-V34	-0.065	-0.049	0.97	BY Dra	1.38
273	002407.3-720504	PC1-V18	-0.092	0.162	1.48	W UMa Con.	0.30
289	002405.1-720404	WF2-V02	0.327	-0.211	1.71	Ecl. Bin.	3.97
256	002410.0-720426	WF2-V21	-0.072	-0.227	0.67	BY Dra	1.50
275	002407.1-720420	WF2-V22	-0.005	-0.021	0.20	BY Dra	0.55
258	002409.8-720348	WF2-V04	0.082	0.143	0.88	W UMa Con.	0.22
280	002406.3-720416	WF2-V06	-0.030	-0.009	0.32	W UMa S.Det.	0.37
257	002410.0-720451	WF2-V07	-0.113	0.084	1.21	W UMa S.Det.	0.29
242	002414.0-720403	WF2-V11	-0.011	0.185	1.05	BY Dra	0.84
244	002413.5-720447	WF2-V12	0.276	-0.004	2.08	BY Dra	1.18
243	002413.7-720334	WF2-V32	-0.121	-0.210	3.40	Red Str.	9.2
251	002411.0-720444	WF2-V15	-0.028	0.044	0.89	BY Dra	1.29
211	002430.7-720446	WF3-V02	0.417	-0.066	1.90	Ecl. Bin.	2.31
238	002415.2-720456	WF3-V03	0.108	0.110	2.07	W UMa Con.	0.33
233	002416.7-720447	WF3-V12	0.113	0.371	2.91	BY Dra	1.78
237	002415.3-720450	WF3-V22	0.127	0.440	2.85	BY Dra	0.89
228	002418.6-720455	WF3-V04	0.118	-0.027	0.90	W UMa Con.	0.25
222	002421.2-720503	WF3-V14	0.112	0.286	1.71	BY Dra	5.16
216	002424.6-720500	WF3-V15	0.207	-0.029	1.31	BY Dra	0.44
239	002415.0-720503	WF3-V16	0.172	0.279	2.01	BY Dra	2.50
262	002408.5-720535	WF4-V04	-0.113	0.060	1.97	Ecl. Bin.	4.92
278	002406.6-720542	WF4-V10	-0.125	0.235	1.92	BY Dra	2.62
93	002412.1-720507	WF4-V02	0.036	-0.214	1.02	Ecl. Bin.	4.19
246	002412.5-720521	WF4-V07	-0.212	-0.210	1.54	BY Dra	1.44
271	002407.5-720620	WF4-V08	-0.151	0.069	0.84	BY Dra	2.04
248	002412.0-720512	WF4-V18	0.022	-0.134	2.18	Red Str.	5.90

NOTE. — Separations (Δ R.A. and Δ Decl.) are in arcseconds, and defined as *Chandra* minus (shifted) *HST* positions. Sep./error is the RA and Decl. separations divided by the *Chandra* WAVDETECT errors plus systematic *HST* plate solution errors, added in quadrature. Type indicates classification by AGB01 (on the basis of lightcurves) as detached eclipsing binaries, BY Dra variables, W UMa contact or semidetached systems, noneclipsing semidetached systems, or red stragglers. Periods from AGB01.

TABLE 5
47 Tuc Supplemental X-ray Source Properties, 2002 Dataset

W	Names CXOGLB J	f_{PSF}	f_{EXP}	Counts				Hardness Ratios			
				0.3-8.0 keV	0.3-0.8 keV	0.8-2.0 keV	2.0-8.0 keV	HR1	HR2	HR3	HR4
(1)	(2)	(3)	(4)	(5)	(6)	(7)	(8)	(9)	(10)	(11)	(12)
46	002403.4-720451	0.96	1.00	33887.0 ^{+186.2} _{-184.1}	12716.4 ^{+114.1} _{-112.8}	19329.1 ^{+140.4} _{-139.0}	1841.5 ^{+44.0} _{-42.9}	-0.83 ^{+0.00} _{-0.00}	0.21 ^{+0.01} _{-0.01}	-0.75 ^{+0.01} _{-0.01}	5.30 ^{+0.08} _{-0.08}
42	002404.2-720458	0.94	1.00	19486.9 ^{+142.1} _{-139.6}	7562.4 ^{+88.3} _{-87.0}	7325.6 ^{+87.0} _{-85.6}	4598.9 ^{+69.4} _{-67.8}	-0.23 ^{+0.01} _{-0.01}	-0.02 ^{+0.01} _{-0.01}	-0.24 ^{+0.01} _{-0.01}	1.94 ^{+0.03} _{-0.03}
58	002400.9-720453	0.96	1.00	11692.0 ^{+110.3} _{-108.1}	3204.8 ^{+57.9} _{-56.6}	7652.4 ^{+88.8} _{-87.5}	834.8 ^{+30.2} _{-28.9}	-0.80 ^{+0.01} _{-0.01}	0.41 ^{+0.01} _{-0.01}	-0.59 ^{+0.01} _{-0.01}	3.60 ^{+0.08} _{-0.08}
27	002406.3-720443	0.95	1.00	5463.6 ^{+76.3} _{-73.9}	3201.9 ^{+56.6} _{-56.6}	1725.7 ^{+42.9} _{-41.5}	536.0 ^{+24.8} _{-23.1}	-0.53 ^{+0.02} _{-0.02}	-0.30 ^{+0.01} _{-0.01}	-0.71 ^{+0.01} _{-0.01}	3.98 ^{+0.16} _{-0.16}
47	002403.4-720505	0.95	1.00	2878.3 ^{+56.1} _{-53.6}	379.8 ^{+20.9} _{-19.5}	1569.2 ^{+41.0} _{-39.6}	929.3 ^{+32.0} _{-30.5}	-0.26 ^{+0.02} _{-0.02}	0.61 ^{+0.02} _{-0.02}	0.42 ^{+0.03} _{-0.03}	0.99 ^{+0.04} _{-0.04}
56	002402.1-720542	0.96	1.00	2806.8 ^{+55.4} _{-53.0}	410.3 ^{+21.6} _{-20.2}	1587.8 ^{+41.2} _{-39.8}	808.7 ^{+30.0} _{-28.4}	-0.33 ^{+0.02} _{-0.02}	0.59 ^{+0.02} _{-0.02}	0.33 ^{+0.03} _{-0.03}	1.22 ^{+0.05} _{-0.05}
1	002416.9-720427	0.95	1.00	1955.0 ^{+46.6} _{-44.2}	309.6 ^{+19.0} _{-17.6}	1145.1 ^{+35.2} _{-33.8}	500.2 ^{+23.9} _{-22.3}	-0.39 ^{+0.02} _{-0.02}	0.57 ^{+0.02} _{-0.02}	0.24 ^{+0.04} _{-0.03}	1.34 ^{+0.06} _{-0.06}
2	002415.8-720436	0.95	1.00	1860.6 ^{+45.6} _{-43.1}	210.9 ^{+15.9} _{-14.5}	1039.3 ^{+32.2} _{-30.8}	610.4 ^{+26.3} _{-24.7}	-0.26 ^{+0.02} _{-0.02}	0.66 ^{+0.02} _{-0.02}	0.49 ^{+0.03} _{-0.03}	0.89 ^{+0.04} _{-0.04}
51	002402.8-720449	0.89	0.98	1518.3 ^{+41.4} _{-38.9}	306.7 ^{+18.9} _{-17.5}	849.6 ^{+30.5} _{-29.1}	362.0 ^{+20.6} _{-19.0}	-0.40 ^{+0.03} _{-0.03}	0.47 ^{+0.03} _{-0.03}	0.08 ^{+0.04} _{-0.04}	1.63 ^{+0.09} _{-0.09}
45	002403.7-720423	0.95	1.00	1422.1 ^{+40.1} _{-37.7}	268.0 ^{+17.7} _{-16.3}	820.4 ^{+30.0} _{-28.6}	333.7 ^{+19.8} _{-18.2}	-0.42 ^{+0.03} _{-0.03}	0.51 ^{+0.03} _{-0.03}	0.11 ^{+0.04} _{-0.04}	1.50 ^{+0.09} _{-0.09}
125	002353.9-720350	0.95	1.00	1326.4 ^{+38.8} _{-36.4}	667.9 ^{+27.3} _{-25.8}	564.5 ^{+25.1} _{-23.7}	94.0 ^{+11.3} _{-9.6}	-0.71 ^{+0.03} _{-0.03}	-0.08 ^{+0.03} _{-0.03}	-0.75 ^{+0.03} _{-0.03}	4.64 ^{+0.38} _{-0.38}
37	002404.9-720451	0.92	1.00	1251.2 ^{+37.6} _{-35.3}	475.5 ^{+23.2} _{-21.8}	732.4 ^{+28.4} _{-27.0}	43.3 ^{+8.2} _{-6.5}	-0.89 ^{+0.02} _{-0.02}	0.21 ^{+0.03} _{-0.03}	-0.83 ^{+0.03} _{-0.03}	6.49 ^{+0.58} _{-0.60}
25	002407.1-720545	0.95	1.00	1107.8 ^{+35.7} _{-33.2}	194.6 ^{+15.3} _{-13.9}	644.8 ^{+26.8} _{-25.4}	268.4 ^{+18.0} _{-16.3}	-0.41 ^{+0.03} _{-0.03}	0.54 ^{+0.03} _{-0.03}	0.16 ^{+0.05} _{-0.05}	1.54 ^{+0.10} _{-0.10}
30	002406.0-720456	0.92	1.00	969.0 ^{+33.6} _{-31.1}	214.1 ^{+16.0} _{-14.6}	542.1 ^{+23.7} _{-22.3}	212.8 ^{+16.2} _{-14.5}	-0.44 ^{+0.04} _{-0.03}	0.43 ^{+0.03} _{-0.03}	-0.00 ^{+0.05} _{-0.05}	1.62 ^{+0.12} _{-0.11}
17	002408.3-720431	0.92	1.00	908.3 ^{+32.5} _{-30.1}	454.9 ^{+22.8} _{-21.3}	369.9 ^{+20.6} _{-19.2}	83.5 ^{+10.8} _{-9.1}	-0.63 ^{+0.04} _{-0.04}	-0.10 ^{+0.04} _{-0.04}	-0.69 ^{+0.04} _{-0.03}	3.79 ^{+0.35} _{-0.36}
64	002357.6-720502	0.95	1.00	884.9 ^{+32.3} _{-29.7}	205.8 ^{+15.8} _{-14.3}	434.9 ^{+22.3} _{-20.8}	244.2 ^{+17.3} _{-15.6}	-0.28 ^{+0.04} _{-0.04}	0.36 ^{+0.04} _{-0.04}	0.09 ^{+0.05} _{-0.05}	1.46 ^{+0.11} _{-0.11}
23	002407.8-720441	0.84	1.00	743.1 ^{+29.6} _{-27.2}	122.1 ^{+12.5} _{-11.0}	478.1 ^{+23.3} _{-21.8}	142.9 ^{+13.4} _{-11.9}	-0.54 ^{+0.04} _{-0.03}	0.59 ^{+0.04} _{-0.03}	0.08 ^{+0.07} _{-0.06}	1.46 ^{+0.12} _{-0.11}
53	002402.5-720511	0.95	1.00	733.2 ^{+29.6} _{-27.0}	151.0 ^{+13.7} _{-12.3}	379.9 ^{+20.9} _{-19.5}	202.2 ^{+15.8} _{-14.2}	-0.31 ^{+0.04} _{-0.04}	0.43 ^{+0.04} _{-0.04}	0.15 ^{+0.06} _{-0.06}	1.20 ^{+0.10} _{-0.10}
8	002410.7-720425	0.95	1.00	711.8 ^{+29.1} _{-26.6}	17.2 ^{+5.6} _{-4.1}	264.9 ^{+17.7} _{-16.3}	429.7 ^{+22.4} _{-20.7}	0.24 ^{+0.04} _{-0.04}	0.88 ^{+0.04} _{-0.03}	0.92 ^{+0.02} _{-0.02}	0.27 ^{+0.03} _{-0.03}
36	002404.9-720455	0.78	1.00	670.8 ^{+28.3} _{-25.9}	48.0 ^{+8.4} _{-6.9}	100.8 ^{+11.5} _{-10.0}	522.0 ^{+24.5} _{-22.8}	0.68 ^{+0.03} _{-0.03}	0.36 ^{+0.09} _{-0.08}	0.83 ^{+0.03} _{-0.02}	0.21 ^{+0.03} _{-0.02}
32	002405.6-720449	0.82	1.00	614.8 ^{+27.2} _{-24.7}	224.4 ^{+16.4} _{-15.0}	296.7 ^{+18.6} _{-17.2}	93.6 ^{+11.3} _{-9.6}	-0.52 ^{+0.05} _{-0.04}	0.14 ^{+0.05} _{-0.04}	-0.41 ^{+0.06} _{-0.05}	2.53 ^{+0.25} _{-0.25}
114	002419.3-720334	0.95	0.94	556.0 ^{+26.1} _{-23.5}	154.7 ^{+13.8} _{-12.4}	300.3 ^{+18.7} _{-17.3}	101.0 ^{+11.7} _{-10.0}	-0.50 ^{+0.05} _{-0.04}	0.32 ^{+0.05} _{-0.05}	-0.21 ^{+0.07} _{-0.06}	2.02 ^{+0.20} _{-0.20}
24	002407.3-720449	0.66	1.00	438.0 ^{+23.4} _{-20.9}	112.4 ^{+12.0} _{-10.6}	269.7 ^{+17.8} _{-16.4}	55.9 ^{+9.2} _{-7.4}	-0.66 ^{+0.05} _{-0.04}	0.41 ^{+0.05} _{-0.05}	-0.34 ^{+0.08} _{-0.08}	2.47 ^{+0.28} _{-0.29}
15	002408.4-720500	0.91	1.00	436.1 ^{+23.3} _{-20.8}	9.8 ^{+4.7} _{-3.0}	174.7 ^{+14.7} _{-13.2}	251.6 ^{+7.5} _{-5.8}	0.18 ^{+0.05} _{-0.05}	0.89 ^{+0.05} _{-0.03}	0.93 ^{+0.03} _{-0.02}	0.31 ^{+0.04} _{-0.04}
20	002407.9-720454	0.91	1.00	385.7 ^{+22.1} _{-19.6}	68.3 ^{+9.7} _{-8.2}	252.5 ^{+17.3} _{-15.9}	64.8 ^{+9.7} _{-8.0}	-0.59 ^{+0.05} _{-0.05}	0.57 ^{+0.05} _{-0.05}	-0.03 ^{+0.10} _{-0.09}	1.80 ^{+0.21} _{-0.21}
122	002403.8-720621	0.95	0.94	381.4 ^{+22.1} _{-19.5}	76.7 ^{+10.2} _{-8.7}	219.1 ^{+16.2} _{-14.8}	85.7 ^{+11.0} _{-9.2}	-0.44 ^{+0.06} _{-0.05}	0.48 ^{+0.06} _{-0.05}	0.06 ^{+0.09} _{-0.08}	1.59 ^{+0.18} _{-0.18}
117	002413.7-720302	0.95	0.94	342.7 ^{+21.0} _{-18.4}	74.9 ^{+10.1} _{-8.6}	198.4 ^{+15.5} _{-14.1}	69.3 ^{+10.0} _{-8.3}	-0.48 ^{+0.06} _{-0.06}	0.45 ^{+0.06} _{-0.06}	-0.04 ^{+0.09} _{-0.09}	1.62 ^{+0.20} _{-0.20}
44	002403.6-720459	0.86	1.00	338.8 ^{+21.0} _{-18.3}	81.5 ^{+10.5} _{-9.0}	168.7 ^{+14.4} _{-13.0}	88.6 ^{+11.1} _{-9.4}	-0.31 ^{+0.07} _{-0.06}	0.35 ^{+0.06} _{-0.06}	0.04 ^{+0.08} _{-0.08}	1.41 ^{+0.17} _{-0.17}
29	002406.0-720449	0.76	1.00	305.2 ^{+20.1} _{-17.4}	91.3 ^{+11.0} _{-9.5}	144.7 ^{+13.5} _{-12.0}	69.2 ^{+10.1} _{-8.3}	-0.35 ^{+0.07} _{-0.07}	0.23 ^{+0.07} _{-0.07}	-0.14 ^{+0.09} _{-0.08}	1.88 ^{+0.25} _{-0.25}
113	002425.8-720703	0.95	0.94	286.2 ^{+19.4} _{-16.8}	87.2 ^{+10.8} _{-9.3}	167.5 ^{+14.3} _{-12.9}	31.5 ^{+7.4} _{-5.5}	-0.68 ^{+0.06} _{-0.05}	0.32 ^{+0.06} _{-0.06}	-0.47 ^{+0.10} _{-0.08}	3.56 ^{+0.56} _{-0.58}
41	002404.3-720501	0.92	1.00	284.5 ^{+19.5} _{-16.8}	57.0 ^{+9.0} _{-7.5}	138.4 ^{+13.2} _{-11.7}	89.1 ^{+11.1} _{-9.4}	-0.22 ^{+0.07} _{-0.07}	0.42 ^{+0.07} _{-0.07}	0.22 ^{+0.09} _{-0.09}	1.24 ^{+0.16} _{-0.16}
21	002407.7-720527	0.92	1.00	268.4 ^{+18.9} _{-16.3}	81.4 ^{+10.5} _{-9.0}	148.4 ^{+13.6} _{-12.2}	38.6 ^{+7.9} _{-6.1}	-0.59 ^{+0.07} _{-0.06}	0.29 ^{+0.07} _{-0.07}	-0.36 ^{+0.10} _{-0.09}	2.39 ^{+0.36} _{-0.36}
120	002411.0-720620	0.95	0.94	255.9 ^{+18.6} _{-15.9}	58.8 ^{+9.1} _{-7.6}	127.4 ^{+12.7} _{-11.3}	69.7 ^{+10.1} _{-8.3}	-0.29 ^{+0.08} _{-0.07}	0.37 ^{+0.08} _{-0.07}	0.08 ^{+0.10} _{-0.09}	1.50 ^{+0.21} _{-0.21}
34	002405.2-720446	0.72	1.00	249.3 ^{+18.4} _{-15.7}	96.8 ^{+11.3} _{-9.8}	118.9 ^{+12.3} _{-10.9}	33.5 ^{+7.6} _{-5.7}	-0.56 ^{+0.08} _{-0.07}	0.10 ^{+0.07} _{-0.07}	-0.49 ^{+0.09} _{-0.08}	2.78 ^{+0.46} _{-0.47}
16	002408.2-720435	0.86	1.00	231.4 ^{+17.8} _{-15.1}	45.4 ^{+8.2} _{-6.7}	109.7 ^{+11.9} _{-10.4}	76.3 ^{+10.4} _{-8.7}	-0.18 ^{+0.08} _{-0.08}	0.41 ^{+0.08} _{-0.08}	0.25 ^{+0.10} _{-0.09}	1.20 ^{+0.18} _{-0.17}
77	002403.9-720442	0.82	1.00	222.4 ^{+17.3} _{-14.8}	98.6 ^{+11.4} _{-9.9}	113.5 ^{+12.0} _{-10.6}	10.3 ^{+5.2} _{-3.1}	-0.83 ^{+0.08} _{-0.05}	0.07 ^{+0.07} _{-0.07}	-0.81 ^{+0.08} _{-0.06}	10.17 ^{+2.74} _{-3.14}
106	002403.7-720456	0.80	1.00	213.5 ^{+17.0} _{-14.5}	88.3 ^{+10.8} _{-9.4}	110.2 ^{+11.9} _{-10.5}	15.0 ^{+5.7} _{-3.8}	-0.76 ^{+0.08} _{-0.06}	0.11 ^{+0.08} _{-0.07}	-0.71 ^{+0.09} _{-0.07}	6.02 ^{+1.31} _{-1.42}
43	002404.2-720443	0.76	0.98	206.0 ^{+16.9} _{-14.3}	46.1 ^{+8.2} _{-6.7}	120.5 ^{+12.4} _{-10.9}	39.3 ^{+7.9} _{-6.2}	-0.51 ^{+0.08} _{-0.07}	0.45 ^{+0.08} _{-0.07}	-0.08 ^{+0.12} _{-0.12}	1.76 ^{+0.28} _{-0.28}
118	002411.5-720224	0.95	0.94	205.2 ^{+16.8} _{-14.2}	33.6 ^{+7.2} _{-5.7}	129.8 ^{+12.8} _{-11.4}	41.8 ^{+6.4} _{-4.4}	-0.51 ^{+0.08} _{-0.07}	0.59 ^{+0.07} _{-0.07}	0.11 ^{+0.13} _{-0.12}	1.93 ^{+0.31} _{-0.31}
290	002405.1-720435	0.84	1.00	201.5 ^{+16.7} _{-14.1}	61.3 ^{+9.3} _{-7.8}	112.2 ^{+12.0} _{-10.6}	28.1 ^{+7.1} _{-5.2}	-0.60 ^{+0.08} _{-0.07}	0.29 ^{+0.08} _{-0.08}	-0.37 ^{+0.12} _{-0.10}	2.88 ^{+0.52} _{-0.53}
39	002404.6-720453	0.86	1.00	201.4 ^{+16.7} _{-14.1}	84.8 ^{+10.7} _{-9.2}	95.5 ^{+11.2} _{-9.7}	21.1 ^{+6.4} _{-4.5}	-0.64 ^{+0.09} _{-0.07}	0.06 ^{+0.08} _{-0.08}	-0.60 ^{+0.10} _{-0.08}	4.05 ^{+0.82} _{-0.86}

TABLE 5 — *Continued*

W	Names CXOGLB J	f_{PSF}	f_{EXP}	Counts				Hardness Ratios			
				0.3-8.0 keV	0.3-0.8 keV	0.8-2.0 keV	2.0-8.0 keV	HR1	HR2	HR3	HR4
(1)	(2)	(3)	(4)	(5)	(6)	(7)	(8)	(9)	(10)	(11)	(12)
26	002406.8-720512	0.91	0.98	178.9 ^{+15.8} _{-13.3}	42.0 ^{+7.9} _{-6.4}	124.8 ^{+12.6} _{-11.1}	12.1 ^{+5.4} _{-3.3}	-0.82 ^{+0.07} _{-0.05}	0.50 ^{+0.08} _{-0.07}	-0.55 ^{+0.15} _{-0.12}	2.76 ^{+0.51} _{-0.53}
65	002353.4-720511	0.92	1.00	175.2 ^{+15.9} _{-13.1}	69.1 ^{+9.8} _{-8.3}	82.3 ^{+10.5} _{-9.0}	23.8 ^{+6.8} _{-4.8}	-0.55 ^{+0.10} _{-0.08}	0.09 ^{+0.09} _{-0.09}	-0.49 ^{+0.11} _{-0.09}	3.61 ^{+0.77} _{-0.80}
54	002402.5-720444	0.92	1.00	171.3 ^{+15.6} _{-13.0}	38.6 ^{+7.7} _{-6.2}	115.8 ^{+12.1} _{-10.7}	16.9 ^{+5.9} _{-4.0}	-0.74 ^{+0.08} _{-0.06}	0.50 ^{+0.08} _{-0.07}	-0.39 ^{+0.15} _{-0.13}	3.97 ^{+0.84} _{-0.89}
3	002415.1-720443	0.92	1.00	158.9 ^{+15.1} _{-12.5}	56.4 ^{+8.9} _{-7.5}	90.5 ^{+10.9} _{-9.5}	12.0 ^{+5.4} _{-3.4}	-0.77 ^{+0.09} _{-0.06}	0.23 ^{+0.09} _{-0.08}	-0.65 ^{+0.13} _{-0.10}	4.32 ^{+0.98} _{-1.05}
126	002344.8-720602	0.96	0.94	158.6 ^{+15.1} _{-12.5}	1.9 ^{+3.2} _{-1.2}	69.6 ^{+9.8} _{-8.3}	87.1 ^{+11.1} _{-9.3}	0.11 ^{+0.09} _{-0.08}	0.95 ^{+0.08} _{-0.04}	0.96 ^{+0.07} _{-0.03}	0.32 ^{+0.07} _{-0.06}
63	002359.4-720358	0.91	0.98	158.5 ^{+15.2} _{-12.5}	57.7 ^{+9.1} _{-7.5}	74.0 ^{+10.0} _{-8.6}	26.9 ^{+6.9} _{-5.1}	-0.47 ^{+0.11} _{-0.09}	0.12 ^{+0.10} _{-0.09}	-0.36 ^{+0.12} _{-0.11}	2.32 ^{+0.47} _{-0.48}
19	002407.9-720439	0.79	1.00	152.6 ^{+14.8} _{-12.3}	69.6 ^{+9.8} _{-8.3}	76.6 ^{+10.2} _{-8.7}	6.4 ^{+4.5} _{-2.5}	-0.85 ^{+0.10} _{-0.06}	0.05 ^{+0.09} _{-0.09}	-0.83 ^{+0.10} _{-0.06}	5.66 ^{+1.49} _{-1.68}
147	002352.2-720723	0.95	0.94	144.5 ^{+14.6} _{-11.9}	23.2 ^{+6.2} _{-4.7}	92.5 ^{+11.1} _{-9.6}	28.8 ^{+7.1} _{-5.3}	-0.52 ^{+0.09} _{-0.08}	0.60 ^{+0.09} _{-0.08}	0.11 ^{+0.16} _{-0.15}	1.50 ^{+0.28} _{-0.28}
140	002409.2-720543	0.92	0.98	144.2 ^{+14.7} _{-11.9}	31.8 ^{+7.2} _{-5.6}	73.9 ^{+10.1} _{-8.6}	38.5 ^{+7.9} _{-6.1}	-0.31 ^{+0.10} _{-0.09}	0.40 ^{+0.10} _{-0.09}	0.09 ^{+0.14} _{-0.13}	1.36 ^{+0.26} _{-0.26}
33	002405.3-720421	0.91	1.00	143.3 ^{+14.5} _{-11.9}	5.2 ^{+3.9} _{-2.2}	51.9 ^{+8.7} _{-7.2}	86.1 ^{+10.9} _{-9.2}	0.25 ^{+0.09} _{-0.09}	0.82 ^{+0.08} _{-0.08}	0.89 ^{+0.08} _{-0.05}	0.39 ^{+0.09} _{-0.08}
40	002404.6-720434	0.86	1.00	140.1 ^{+14.3} _{-11.8}	71.1 ^{+9.9} _{-8.4}	63.2 ^{+9.3} _{-7.9}	5.9 ^{+4.4} _{-2.3}	-0.83 ^{+0.11} _{-0.07}	-0.06 ^{+0.09} _{-0.09}	-0.85 ^{+0.10} _{-0.06}	12.41 ^{+4.60} _{-5.88}
168	002406.0-720346	0.92	0.94	140.0 ^{+14.3} _{-11.7}	32.1 ^{+7.2} _{-5.6}	99.9 ^{+11.4} _{-10.0}	8.0 ^{+4.8} _{-2.7}	-0.85 ^{+0.08} _{-0.05}	0.51 ^{+0.09} _{-0.08}	-0.60 ^{+0.18} _{-0.13}	4.20 ^{+1.00} _{-1.10}
198	002407.6-720450	0.64	0.98	138.6 ^{+14.3} _{-11.7}	61.7 ^{+9.3} _{-7.8}	70.8 ^{+9.9} _{-8.4}	6.0 ^{+4.6} _{-2.2}	-0.84 ^{+0.11} _{-0.06}	0.07 ^{+0.10} _{-0.09}	-0.82 ^{+0.12} _{-0.07}	5.86 ^{+1.62} _{-1.82}
72	002410.4-720459	0.91	1.00	134.2 ^{+14.1} _{-11.5}	41.2 ^{+7.9} _{-6.4}	81.8 ^{+10.5} _{-9.0}	11.2 ^{+5.3} _{-3.2}	-0.76 ^{+0.10} _{-0.07}	0.33 ^{+0.10} _{-0.09}	-0.57 ^{+0.15} _{-0.12}	3.97 ^{+0.97} _{-1.04}
251	002411.0-720444	0.84	1.00	129.4 ^{+13.9} _{-11.3}	25.8 ^{+6.6} _{-5.0}	87.1 ^{+10.8} _{-9.3}	16.4 ^{+5.9} _{-3.9}	-0.68 ^{+0.09} _{-0.07}	0.54 ^{+0.09} _{-0.08}	-0.22 ^{+0.18} _{-0.16}	2.92 ^{+0.67} _{-0.70}
38	002404.8-720446	0.77	1.00	128.4 ^{+13.9} _{-11.2}	35.7 ^{+7.5} _{-5.9}	79.2 ^{+10.3} _{-8.9}	13.4 ^{+5.5} _{-3.6}	-0.71 ^{+0.10} _{-0.08}	0.38 ^{+0.10} _{-0.09}	-0.45 ^{+0.16} _{-0.14}	3.27 ^{+0.76} _{-0.81}
7	002411.1-720520	0.91	1.00	127.5 ^{+13.8} _{-11.2}	68.6 ^{+9.8} _{-8.2}	56.0 ^{+8.9} _{-7.4}	2.9 ^{+3.9} _{-1.6}	-0.90 ^{+0.12} _{-0.05}	-0.10 ^{+0.10} _{-0.09}	-0.92 ^{+0.10} _{-0.04}	7.85 ^{+2.65} _{-3.22}
57	002401.3-720445	0.92	1.00	126.1 ^{+13.9} _{-11.1}	33.6 ^{+7.3} _{-5.7}	74.5 ^{+10.1} _{-8.6}	18.1 ^{+6.2} _{-4.1}	-0.61 ^{+0.11} _{-0.09}	0.38 ^{+0.10} _{-0.09}	-0.30 ^{+0.16} _{-0.14}	2.40 ^{+0.53} _{-0.55}
143	002401.6-720257	0.91	0.94	116.7 ^{+13.3} _{-10.7}	18.9 ^{+5.9} _{-4.3}	85.6 ^{+10.7} _{-9.2}	12.2 ^{+5.3} _{-3.4}	-0.75 ^{+0.09} _{-0.07}	0.64 ^{+0.09} _{-0.08}	-0.22 ^{+0.22} _{-0.19}	2.28 ^{+0.51} _{-0.53}
73	002407.2-720457	0.91	1.00	115.9 ^{+13.4} _{-10.6}	37.2 ^{+7.6} _{-6.0}	72.4 ^{+10.0} _{-8.5}	6.2 ^{+4.6} _{-2.3}	-0.84 ^{+0.10} _{-0.06}	0.32 ^{+0.10} _{-0.10}	-0.71 ^{+0.17} _{-0.11}	4.26 ^{+1.16} _{-1.28}
262	002408.5-720535	0.92	1.00	107.2 ^{+13.0} _{-10.3}	43.7 ^{+8.1} _{-6.6}	57.7 ^{+9.1} _{-7.5}	5.9 ^{+4.5} _{-2.3}	-0.82 ^{+0.12} _{-0.07}	0.14 ^{+0.11} _{-0.10}	-0.76 ^{+0.15} _{-0.09}	3.64 ^{+0.98} _{-1.07}
28	002406.0-720501	0.91	1.00	106.8 ^{+12.8} _{-10.2}	49.3 ^{+8.5} _{-7.0}	56.4 ^{+8.9} _{-7.5}	1.2 ^{+3.6} _{-0.9}	-0.96 ^{+0.11} _{-0.03}	0.07 ^{+0.11} _{-0.10}	-0.95 ^{+0.13} _{-0.04}	9.14 ^{+3.45} _{-4.42}
10	002410.0-720441	0.92	1.00	105.5 ^{+13.0} _{-10.2}	42.1 ^{+8.0} _{-6.4}	43.0 ^{+8.0} _{-6.5}	20.4 ^{+6.3} _{-4.4}	-0.36 ^{+0.14} _{-0.13}	0.01 ^{+0.12} _{-0.12}	-0.35 ^{+0.14} _{-0.13}	2.05 ^{+0.50} _{-0.51}
340	002349.2-720351	0.91	0.98	103.7 ^{+12.8} _{-10.1}	10.9 ^{+4.8} _{-3.3}	64.1 ^{+9.5} _{-8.0}	28.6 ^{+7.1} _{-5.2}	-0.38 ^{+0.11} _{-0.10}	0.71 ^{+0.11} _{-0.08}	0.45 ^{+0.18} _{-0.15}	1.46 ^{+0.33} _{-0.32}
66	002415.9-720451	0.92	0.98	99.6 ^{+12.6} _{-9.9}	44.1 ^{+8.1} _{-6.6}	50.1 ^{+8.5} _{-7.0}	5.4 ^{+4.4} _{-2.8}	-0.80 ^{+0.11} _{-0.08}	0.06 ^{+0.11} _{-0.09}	-0.78 ^{+0.15} _{-0.09}	7.71 ^{+2.82} _{-3.35}
59	002400.6-720554	0.91	0.96	98.8 ^{+12.7} _{-9.8}	25.4 ^{+6.6} _{-5.0}	47.8 ^{+8.4} _{-6.9}	25.6 ^{+6.8} _{-5.0}	-0.30 ^{+0.13} _{-0.12}	0.31 ^{+0.13} _{-0.12}	0.00 ^{+0.16} _{-0.15}	1.39 ^{+0.33} _{-0.32}
52	002402.6-720538	0.91	1.00	98.0 ^{+12.5} _{-9.8}	30.4 ^{+7.0} _{-5.5}	60.0 ^{+9.2} _{-7.7}	7.6 ^{+4.8} _{-2.6}	-0.77 ^{+0.12} _{-0.08}	0.33 ^{+0.11} _{-0.11}	-0.60 ^{+0.19} _{-0.13}	3.19 ^{+0.86} _{-0.93}
265	002408.1-720447	0.92	1.00	97.2 ^{+12.4} _{-9.8}	34.7 ^{+7.4} _{-5.8}	50.9 ^{+8.5} _{-7.1}	11.6 ^{+5.2} _{-3.3}	-0.63 ^{+0.13} _{-0.10}	0.19 ^{+0.12} _{-0.11}	-0.50 ^{+0.17} _{-0.14}	4.61 ^{+1.40} _{-1.60}
67	002413.8-720443	0.92	0.98	97.2 ^{+12.4} _{-9.8}	41.8 ^{+8.0} _{-6.4}	47.6 ^{+8.3} _{-6.8}	7.8 ^{+4.7} _{-2.7}	-0.72 ^{+0.14} _{-0.10}	0.07 ^{+0.12} _{-0.11}	-0.69 ^{+0.15} _{-0.11}	5.94 ^{+1.99} _{-2.37}
243	002413.7-720334	0.91	0.94	95.7 ^{+12.4} _{-9.7}	30.3 ^{+7.0} _{-5.4}	53.1 ^{+8.7} _{-7.2}	12.3 ^{+5.4} _{-3.4}	-0.62 ^{+0.13} _{-0.10}	0.27 ^{+0.12} _{-0.11}	-0.42 ^{+0.18} _{-0.15}	3.35 ^{+0.93} _{-1.00}
121	002405.1-720604	0.92	0.94	95.1 ^{+12.3} _{-9.6}	57.7 ^{+9.1} _{-7.5}	35.8 ^{+7.4} _{-5.9}	1.6 ^{+3.7} _{-0.9}	-0.92 ^{+0.17} _{-0.05}	-0.23 ^{+0.11} _{-0.11}	-0.95 ^{+0.11} _{-0.03}	14.65 ^{+7.17} _{-10.16}
90	002350.6-720541	0.91	0.98	90.2 ^{+12.2} _{-9.4}	36.8 ^{+7.6} _{-6.0}	35.9 ^{+7.5} _{-5.9}	17.5 ^{+6.0} _{-4.1}	-0.34 ^{+0.16} _{-0.14}	-0.01 ^{+0.13} _{-0.13}	-0.35 ^{+0.16} _{-0.14}	2.03 ^{+0.55} _{-0.56}
293	002404.9-720454	0.53	1.00	90.1 ^{+12.1} _{-9.4}	24.1 ^{+6.4} _{-4.8}	55.1 ^{+8.9} _{-7.4}	10.9 ^{+5.2} _{-3.2}	-0.67 ^{+0.13} _{-0.10}	0.39 ^{+0.12} _{-0.11}	-0.38 ^{+0.20} _{-0.17}	3.52 ^{+1.01} _{-1.11}
11	002409.8-720359	0.92	0.98	88.0 ^{+11.9} _{-9.3}	27.7 ^{+6.7} _{-5.2}	55.5 ^{+8.9} _{-7.4}	4.8 ^{+4.3} _{-2.0}	-0.84 ^{+0.12} _{-0.07}	0.33 ^{+0.12} _{-0.11}	-0.70 ^{+0.21} _{-0.13}	6.07 ^{+2.08} _{-2.43}
18	002408.1-720513	0.91	1.00	87.2 ^{+11.9} _{-9.2}	31.6 ^{+7.1} _{-5.6}	52.4 ^{+8.6} _{-7.2}	3.2 ^{+4.0} _{-1.6}	-0.89 ^{+0.13} _{-0.06}	0.25 ^{+0.12} _{-0.11}	-0.82 ^{+0.19} _{-0.09}	8.69 ^{+3.40} _{-4.23}
31	002405.6-720504	0.90	0.96	87.1 ^{+12.0} _{-9.2}	20.9 ^{+6.1} _{-4.5}	55.6 ^{+8.9} _{-7.4}	10.6 ^{+5.2} _{-3.2}	-0.68 ^{+0.13} _{-0.09}	0.45 ^{+0.12} _{-0.11}	-0.33 ^{+0.22} _{-0.19}	2.83 ^{+0.78} _{-0.83}
75	002406.3-720452	0.70	1.00	87.0 ^{+11.9} _{-9.2}	27.9 ^{+6.8} _{-5.2}	55.1 ^{+8.9} _{-7.4}	4.0 ^{+4.1} _{-1.9}	-0.86 ^{+0.12} _{-0.07}	0.33 ^{+0.12} _{-0.11}	-0.75 ^{+0.21} _{-0.12}	3.81 ^{+1.16} _{-1.30}
201	002407.0-720442	0.92	0.98	86.8 ^{+12.1} _{-9.2}	21.1 ^{+6.2} _{-4.5}	44.5 ^{+8.1} _{-6.6}	21.2 ^{+6.4} _{-4.5}	-0.35 ^{+0.14} _{-0.12}	0.36 ^{+0.14} _{-0.12}	0.00 ^{+0.18} _{-0.17}	1.55 ^{+0.41} _{-0.41}
248	002412.0-720512	0.91	0.96	85.2 ^{+11.9} _{-9.1}	25.0 ^{+6.5} _{-4.9}	43.2 ^{+8.0} _{-6.5}	16.9 ^{+5.9} _{-4.0}	-0.44 ^{+0.15} _{-0.12}	0.27 ^{+0.13} _{-0.12}	-0.19 ^{+0.17} _{-0.17}	2.74 ^{+0.76} _{-0.81}
4	002413.4-720451	0.91	1.00	83.4 ^{+11.7} _{-9.0}	19.3 ^{+5.9} _{-4.3}	54.3 ^{+8.8} _{-7.3}	9.7 ^{+5.0} _{-3.0}	-0.70 ^{+0.13} _{-0.09}	0.48 ^{+0.13} _{-0.11}	-0.33 ^{+0.23} _{-0.19}	2.82 ^{+0.79} _{-0.85}
200	002407.1-720507	0.91	0.98	83.3 ^{+11.7} _{-9.0}	36.4 ^{+7.6} _{-6.0}	45.0 ^{+8.1} _{-6.7}	1.8 ^{+3.7} _{-1.1}	-0.92 ^{+0.14} _{-0.05}	0.11 ^{+0.12} _{-0.12}	-0.90 ^{+0.17} _{-0.06}	13.77 ^{+6.85} _{-9.75}
50	002403.0-720426	0.91	0.98	78.4 ^{+11.5} _{-9.0}	14.6 ^{+5.3} _{-3.8}	48.4 ^{+8.4} _{-6.9}	15.4 ^{+5.8} _{-4.3}	-0.52 ^{+0.14} _{-0.12}	0.54 ^{+0.13} _{-0.11}	0.03 ^{+0.22} _{-0.22}	2.23 ^{+0.61} _{-0.63}

TABLE 5 — *Continued*

W	Names CXOGLB J	f_{PSF}	f_{EXP}	Counts				Hardness Ratios			
				0.3-8.0 keV	0.3-0.8 keV	0.8-2.0 keV	2.0-8.0 keV	HR1	HR2	HR3	HR4
(1)	(2)	(3)	(4)	(5)	(6)	(7)	(8)	(9)	(10)	(11)	(12)
14	002408.7-720507	0.91	0.98	77.8 ^{+11.5} _{-8.7}	27.6 ^{+6.8} _{-5.2}	46.2 ^{+8.2} _{-6.7}	4.0 ^{+4.2} _{-1.8}	-0.84 ^{+0.14} _{-0.12}	0.25 ^{+0.13} _{-0.13}	-0.74 ^{+0.21} _{-0.12}	5.82 ^{+2.13} _{-2.52}
61	002359.9-720504	0.91	0.98	76.7 ^{+11.3} _{-8.8}	20.8 ^{+6.0} _{-4.5}	50.5 ^{+8.5} _{-7.1}	5.4 ^{+4.4} _{-2.9}	-0.81 ^{+0.13} _{-0.10}	0.42 ^{+0.13} _{-0.11}	-0.59 ^{+0.24} _{-0.21}	5.37 ^{+1.87} _{-2.18}
74	002406.7-720406	0.91	0.96	74.1 ^{+11.2} _{-8.5}	40.4 ^{+7.8} _{-6.3}	32.8 ^{+7.1} _{-5.7}	0.9 ^{+3.5} _{-0.4}	-0.94 ^{+0.18} _{-0.13}	-0.10 ^{+0.13} _{-0.13}	-0.95 ^{+0.15} _{-0.03}	19.15 ^{+10.97} _{-19.14}
71	002410.6-720516	0.91	1.00	74.1 ^{+11.3} _{-8.5}	25.3 ^{+6.5} _{-5.0}	40.9 ^{+7.9} _{-6.3}	7.9 ^{+4.7} _{-2.7}	-0.68 ^{+0.16} _{-0.11}	0.23 ^{+0.14} _{-0.13}	-0.53 ^{+0.21} _{-0.16}	3.57 ^{+1.13} _{-1.27}
132	002434.9-720501	0.91	0.98	72.8 ^{+11.2} _{-8.4}	2.4 ^{+3.4} _{-1.3}	4.1 ^{+3.7} _{-1.9}	66.3 ^{+10.0} _{-8.1}	0.88 ^{+0.10} _{-0.05}	0.27 ^{+0.51} _{-0.44}	0.93 ^{+0.09} _{-0.04}	0.03 ^{+0.05} _{-0.02}
351	002406.3-720439	0.92	0.98	69.7 ^{+11.1} _{-8.2}	15.5 ^{+5.5} _{-3.9}	34.5 ^{+7.3} _{-5.8}	19.7 ^{+6.3} _{-4.3}	-0.27 ^{+0.16} _{-0.14}	0.38 ^{+0.16} _{-0.14}	0.12 ^{+0.20} _{-0.18}	1.89 ^{+0.56} _{-0.57}
104	002416.4-720425	0.91	0.98	69.6 ^{+11.0} _{-8.2}	29.7 ^{+7.0} _{-5.4}	35.0 ^{+7.4} _{-5.9}	5.0 ^{+4.4} _{-2.0}	-0.75 ^{+0.18} _{-0.10}	0.08 ^{+0.14} _{-0.13}	-0.71 ^{+0.20} _{-0.12}	6.35 ^{+2.56} _{-3.15}
13	002409.1-720428	0.92	0.98	69.4 ^{+11.0} _{-8.2}	29.5 ^{+7.0} _{-5.4}	38.4 ^{+7.7} _{-6.1}	1.5 ^{+3.7} _{-0.9}	-0.93 ^{+0.16} _{-0.04}	0.13 ^{+0.14} _{-0.13}	-0.91 ^{+0.20} _{-0.06}	3.50 ^{+1.22} _{-1.38}
83	002400.9-720414	0.92	1.00	69.0 ^{+11.1} _{-8.2}	24.9 ^{+6.5} _{-4.9}	34.3 ^{+7.3} _{-5.8}	9.9 ^{+5.1} _{-3.0}	-0.55 ^{+0.17} _{-0.13}	0.16 ^{+0.15} _{-0.14}	-0.43 ^{+0.20} _{-0.17}	2.86 ^{+0.93} _{-0.99}
160	002428.9-720256	0.91	0.94	66.0 ^{+10.9} _{-8.0}	25.0 ^{+6.5} _{-4.9}	34.9 ^{+7.4} _{-5.8}	6.1 ^{+4.6} _{-3.0}	-0.70 ^{+0.18} _{-0.11}	0.17 ^{+0.15} _{-0.15}	-0.61 ^{+0.22} _{-0.15}	3.67 ^{+1.29} _{-1.44}
107	002354.4-720530	0.92	0.98	63.5 ^{+10.6} _{-7.8}	26.8 ^{+6.7} _{-5.1}	33.1 ^{+7.1} _{-5.7}	3.6 ^{+4.1} _{-1.7}	-0.80 ^{+0.18} _{-0.10}	0.11 ^{+0.15} _{-0.14}	-0.76 ^{+0.21} _{-0.12}	9.53 ^{+4.61} _{-6.16}
82	002401.4-720441	0.91	0.98	63.5 ^{+10.6} _{-7.9}	32.0 ^{+7.2} _{-5.6}	31.0 ^{+7.1} _{-5.5}	0.5 ^{+3.4} _{-0.5}	-0.97 ^{+0.19} _{-0.03}	-0.01 ^{+0.14} _{-0.14}	-0.97 ^{+0.19} _{-0.03}	6.44 ^{+2.72} _{-3.55}
84	002400.3-720546	0.91	0.98	63.5 ^{+10.7} _{-7.9}	29.7 ^{+7.0} _{-5.4}	32.3 ^{+7.2} _{-5.6}	1.5 ^{+3.6} _{-1.1}	-0.91 ^{+0.19} _{-0.07}	0.04 ^{+0.15} _{-0.14}	-0.90 ^{+0.20} _{-0.07}	5.65 ^{+2.46} _{-3.16}
263	002408.3-720433	0.74	0.98	62.2 ^{+10.6} _{-7.7}	34.9 ^{+7.4} _{-5.8}	24.2 ^{+6.4} _{-4.8}	3.0 ^{+4.0} _{-1.5}	-0.78 ^{+0.23} _{-0.11}	-0.18 ^{+0.15} _{-0.14}	-0.84 ^{+0.18} _{-0.08}	9.49 ^{+4.69} _{-6.41}
202	002405.0-720443	0.92	1.00	61.6 ^{+10.5} _{-7.8}	35.7 ^{+7.5} _{-5.9}	24.3 ^{+6.4} _{-4.9}	1.6 ^{+3.7} _{-1.7}	-0.88 ^{+0.23} _{-0.13}	-0.19 ^{+0.15} _{-0.14}	-0.92 ^{+0.17} _{-0.09}	12.41 ^{+6.66} _{-12.41}
253	002410.9-720505	0.92	0.98	59.8 ^{+10.4} _{-7.6}	35.8 ^{+7.5} _{-5.9}	21.2 ^{+6.1} _{-4.5}	2.9 ^{+4.0} _{-1.4}	-0.76 ^{+0.25} _{-0.12}	-0.26 ^{+0.15} _{-0.14}	-0.85 ^{+0.17} _{-0.08}	17.61 ^{+11.60} _{-17.61}
6	002411.6-720503	0.91	0.98	58.4 ^{+10.4} _{-7.5}	26.7 ^{+6.7} _{-5.1}	29.3 ^{+6.9} _{-5.3}	2.4 ^{+3.9} _{-1.4}	-0.85 ^{+0.20} _{-0.09}	0.05 ^{+0.15} _{-0.15}	-0.83 ^{+0.22} _{-0.10}	5.70 ^{+2.49} _{-3.20}
238	002415.2-720456	0.92	0.98	57.6 ^{+10.2} _{-7.5}	16.7 ^{+5.6} _{-4.0}	37.3 ^{+7.5} _{-6.0}	3.6 ^{+4.1} _{-1.7}	-0.82 ^{+0.17} _{-0.09}	0.38 ^{+0.15} _{-0.14}	-0.64 ^{+0.29} _{-0.18}	7.41 ^{+3.37} _{-4.35}
307	002401.3-720448	0.87	0.98	56.8 ^{+10.2} _{-7.4}	18.5 ^{+5.8} _{-4.2}	32.6 ^{+7.2} _{-5.6}	5.8 ^{+4.5} _{-2.2}	-0.70 ^{+0.18} _{-0.12}	0.28 ^{+0.16} _{-0.15}	-0.52 ^{+0.26} _{-0.18}	4.98 ^{+1.99} _{-2.39}
166	002415.7-720307	0.91	0.94	55.8 ^{+10.3} _{-7.3}	14.6 ^{+5.4} _{-3.7}	31.4 ^{+7.1} _{-5.5}	9.9 ^{+5.1} _{-3.0}	-0.52 ^{+0.18} _{-0.14}	0.37 ^{+0.17} _{-0.22}	-0.19 ^{+0.25} _{-0.17}	2.75 ^{+0.98} _{-1.07}
5	002412.6-720440	0.91	0.98	55.7 ^{+10.2} _{-7.3}	32.4 ^{+7.2} _{-5.6}	20.7 ^{+6.0} _{-4.5}	2.7 ^{+3.9} _{-1.4}	-0.77 ^{+0.26} _{-0.13}	-0.22 ^{+0.16} _{-0.15}	-0.85 ^{+0.19} _{-0.08}	8.89 ^{+4.47} _{-6.47}
48	002403.2-720429	0.92	0.96	55.5 ^{+10.2} _{-7.3}	19.9 ^{+5.9} _{-4.4}	28.7 ^{+6.8} _{-5.3}	6.9 ^{+4.7} _{-2.4}	-0.61 ^{+0.20} _{-0.14}	0.18 ^{+0.16} _{-0.15}	-0.48 ^{+0.24} _{-0.18}	5.35 ^{+2.21} _{-2.66}
142	002404.1-720420	0.91	0.98	54.2 ^{+10.2} _{-7.2}	22.2 ^{+6.3} _{-4.6}	24.0 ^{+6.4} _{-4.8}	8.0 ^{+4.9} _{-2.8}	-0.50 ^{+0.21} _{-0.17}	0.04 ^{+0.17} _{-0.16}	-0.47 ^{+0.22} _{-0.18}	2.25 ^{+0.82} _{-0.86}
279	002406.5-720451	0.75	0.98	53.6 ^{+10.0} _{-7.2}	23.7 ^{+6.4} _{-4.8}	28.9 ^{+6.8} _{-5.3}	1.0 ^{+3.5} _{-0.6}	-0.93 ^{+0.20} _{-0.06}	0.10 ^{+0.16} _{-0.15}	-0.92 ^{+0.24} _{-0.07}	16.76 ^{+10.82} _{-16.76}
62	002359.3-720448	0.90	0.98	53.6 ^{+10.0} _{-7.2}	19.5 ^{+6.0} _{-4.3}	29.9 ^{+6.9} _{-5.4}	4.2 ^{+4.2} _{-1.9}	-0.76 ^{+0.20} _{-0.11}	0.21 ^{+0.16} _{-0.15}	-0.65 ^{+0.26} _{-0.16}	6.42 ^{+3.00} _{-4.01}
184	002410.6-720529	0.91	0.98	51.2 ^{+10.0} _{-7.0}	17.6 ^{+5.7} _{-4.1}	27.6 ^{+6.8} _{-5.2}	6.0 ^{+4.6} _{-2.2}	-0.64 ^{+0.21} _{-0.13}	0.22 ^{+0.17} _{-0.16}	-0.49 ^{+0.26} _{-0.19}	3.19 ^{+1.22} _{-1.36}
347	002341.3-720402	0.92	0.98	49.9 ^{+9.9} _{-6.9}	9.2 ^{+4.6} _{-2.9}	29.0 ^{+6.8} _{-5.3}	11.7 ^{+5.4} _{-3.3}	-0.42 ^{+0.19} _{-0.15}	0.52 ^{+0.18} _{-0.15}	0.12 ^{+0.27} _{-0.25}	2.28 ^{+0.82} _{-0.86}
205	002400.4-720448	0.91	1.00	49.8 ^{+9.7} _{-6.9}	13.2 ^{+5.2} _{-3.5}	34.9 ^{+7.3} _{-5.8}	1.8 ^{+3.7} _{-1.2}	-0.90 ^{+0.18} _{-0.07}	0.45 ^{+0.16} _{-0.14}	-0.77 ^{+0.35} _{-0.17}	11.08 ^{+6.08} _{-9.55}
283	002406.1-720451	0.66	0.98	49.4 ^{+9.8} _{-6.9}	13.1 ^{+5.2} _{-3.5}	33.2 ^{+7.2} _{-5.7}	3.1 ^{+4.0} _{-1.7}	-0.83 ^{+0.18} _{-0.09}	0.43 ^{+0.16} _{-0.14}	-0.61 ^{+0.33} _{-0.21}	3.95 ^{+1.59} _{-1.89}
9	002410.5-720506	0.91	0.98	48.6 ^{+9.8} _{-6.9}	17.8 ^{+5.8} _{-4.1}	26.2 ^{+6.6} _{-5.0}	4.6 ^{+3.5} _{-1.9}	-0.70 ^{+0.22} _{-0.13}	0.19 ^{+0.17} _{-0.15}	-0.59 ^{+0.27} _{-0.18}	4.65 ^{+1.01} _{-2.41}
85	002359.3-720438	0.92	0.98	48.4 ^{+9.7} _{-6.8}	29.5 ^{+6.9} _{-5.4}	17.7 ^{+5.7} _{-4.1}	1.2 ^{+3.6} _{-0.8}	-0.88 ^{+0.30} _{-0.09}	-0.25 ^{+0.17} _{-0.15}	-0.93 ^{+0.20} _{-0.05}	9.27 ^{+5.04} _{-7.28}
199	002407.2-720454	0.84	0.98	48.4 ^{+9.7} _{-6.8}	18.2 ^{+5.8} _{-4.2}	28.1 ^{+6.8} _{-5.2}	2.1 ^{+3.8} _{-1.3}	-0.86 ^{+0.21} _{-0.09}	0.21 ^{+0.17} _{-0.16}	-0.79 ^{+0.29} _{-0.13}	6.49 ^{+3.07} _{-4.15}
197	002408.0-720451	0.91	0.96	48.0 ^{+9.8} _{-6.8}	11.7 ^{+5.0} _{-3.3}	28.0 ^{+6.8} _{-5.2}	8.3 ^{+4.8} _{-2.8}	-0.54 ^{+0.20} _{-0.15}	0.41 ^{+0.18} _{-0.16}	-0.17 ^{+0.28} _{-0.25}	1.97 ^{+0.73} _{-0.76}
98	002405.1-720502	0.91	0.96	48.0 ^{+9.7} _{-6.8}	19.9 ^{+6.0} _{-4.4}	25.4 ^{+6.6} _{-5.0}	2.7 ^{+3.9} _{-1.5}	-0.81 ^{+0.22} _{-0.11}	0.12 ^{+0.17} _{-0.16}	-0.76 ^{+0.27} _{-0.13}	4.08 ^{+1.76} _{-2.16}
87	002357.8-720452	0.92	0.96	47.6 ^{+9.5} _{-6.8}	9.5 ^{+4.7} _{-3.0}	37.7 ^{+7.5} _{-6.1}	0.3 ^{+3.3} _{-0.3}	-0.98 ^{+0.16} _{-0.01}	0.60 ^{+0.16} _{-0.12}	-0.93 ^{+0.49} _{-0.06}	15.77 ^{+9.92} _{-15.77}
280	002406.3-720416	0.92	0.98	47.6 ^{+9.7} _{-6.7}	14.1 ^{+5.4} _{-3.7}	29.6 ^{+7.0} _{-5.4}	3.9 ^{+4.2} _{-1.7}	-0.77 ^{+0.20} _{-0.11}	0.35 ^{+0.17} _{-0.15}	-0.57 ^{+0.31} _{-0.20}	2.27 ^{+0.91} _{-0.97}
108	002350.3-720431	0.92	1.00	47.2 ^{+9.6} _{-6.7}	23.9 ^{+6.4} _{-4.8}	20.2 ^{+5.9} _{-4.4}	3.1 ^{+4.0} _{-1.6}	-0.73 ^{+0.26} _{-0.14}	-0.08 ^{+0.17} _{-0.16}	-0.77 ^{+0.23} _{-0.12}	16.81 ^{+11.18} _{-16.81}
76	002406.5-720430	0.92	0.96	47.2 ^{+9.7} _{-6.7}	12.4 ^{+5.1} _{-3.4}	24.6 ^{+6.5} _{-4.9}	10.2 ^{+5.1} _{-3.1}	-0.42 ^{+0.20} _{-0.17}	0.33 ^{+0.19} _{-0.17}	-0.10 ^{+0.26} _{-0.24}	1.34 ^{+0.47} _{-0.46}
49	002403.1-720447	0.55	1.00	46.5 ^{+9.6} _{-6.7}	1.8 ^{+3.2} _{-1.2}	29.5 ^{+7.0} _{-5.4}	15.1 ^{+5.8} _{-3.8}	-0.32 ^{+0.18} _{-0.15}	0.88 ^{+0.18} _{-0.18}	0.78 ^{+0.29} _{-0.14}	0.91 ^{+0.33} _{-0.30}
22	002407.8-720524	0.92	0.98	46.4 ^{+9.6} _{-6.7}	17.3 ^{+5.7} _{-4.1}	23.2 ^{+6.3} _{-4.7}	5.8 ^{+4.5} _{-2.3}	-0.60 ^{+0.23} _{-0.16}	0.14 ^{+0.18} _{-0.17}	-0.50 ^{+0.26} _{-0.19}	4.78 ^{+2.77} _{-2.77}
92	002415.6-720441	0.92	0.98	45.8 ^{+9.6} _{-6.6}	14.2 ^{+5.4} _{-3.7}	26.4 ^{+6.7} _{-5.1}	5.2 ^{+4.4} _{-2.1}	-0.67 ^{+0.21} _{-0.13}	0.30 ^{+0.18} _{-0.16}	-0.47 ^{+0.30} _{-0.22}	2.00 ^{+0.77} _{-0.80}
203	002404.9-720437	0.84	0.96	44.5 ^{+9.4} _{-6.5}	28.1 ^{+6.8} _{-5.2}	12.5 ^{+5.0} _{-3.4}	4.0 ^{+4.1} _{-1.9}	-0.52 ^{+0.32} _{-0.24}	-0.38 ^{+0.18} _{-0.16}	-0.75 ^{+0.20} _{-0.12}	8.16 ^{+4.35} _{-6.63}

TABLE 5 — *Continued*

W	Names CXOGLB J	f_{PSF}	f_{EXP}	Counts				Hardness Ratios			
				0.3-8.0 keV	0.3-0.8 keV	0.8-2.0 keV	2.0-8.0 keV	HR1	HR2	HR3	HR4
(1)	(2)	(3)	(4)	(5)	(6)	(7)	(8)	(9)	(10)	(11)	(12)
303	002402.5-720434	0.92	0.98	44.3 ^{+9.5} _{-6.5}	23.3 ^{+6.4} _{-4.8}	18.9 ^{+5.9} _{-4.3}	2.0 ^{+3.8} _{-1.3}	-0.80 ^{+0.28} _{-0.17}	-0.10 ^{+0.18} _{-0.11}	-0.84 ^{+0.24} _{-0.11}	4.21 ^{+1.94} _{-2.44}
139	002415.4-720646	0.91	0.94	43.9 ^{+9.5} _{-6.5}	6.0 ^{+4.1} _{-2.3}	23.2 ^{+6.4} _{-4.7}	14.8 ^{+5.7} _{-3.7}	-0.22 ^{+0.19} _{-0.17}	0.59 ^{+0.21} _{-0.16}	0.42 ^{+0.27} _{-0.22}	0.76 ^{+0.30} _{-0.26}
55	002402.1-720450	0.92	0.94	43.6 ^{+9.5} _{-6.4}	18.0 ^{+5.8} _{-4.2}	21.8 ^{+6.2} _{-4.6}	3.8 ^{+4.2} _{-1.8}	-0.70 ^{+0.24} _{-0.14}	0.10 ^{+0.19} _{-0.17}	-0.65 ^{+0.27} _{-0.17}	3.32 ^{+1.43} _{-1.69}
116	002417.2-720302	0.91	0.94	42.0 ^{+9.2} _{-6.3}	18.0 ^{+5.7} _{-4.2}	23.2 ^{+6.3} _{-4.7}	0.8 ^{+3.5} _{-0.7}	-0.94 ^{+0.24} _{-0.06}	0.13 ^{+0.18} _{-0.17}	-0.92 ^{+0.30} _{-0.26}	15.56 ^{+10.05} _{-15.56}
249	002411.7-720518	0.91	0.96	41.3 ^{+9.2} _{-6.3}	21.9 ^{+6.2} _{-4.6}	18.1 ^{+5.8} _{-4.3}	1.4 ^{+3.9} _{-0.9}	-0.86 ^{+0.29} _{-0.19}	-0.10 ^{+0.18} _{-0.17}	-0.88 ^{+0.26} _{-0.08}	7.47 ^{+4.18} _{-6.44}
79	002403.5-720441	0.84	0.96	41.2 ^{+9.3} _{-6.3}	12.3 ^{+5.1} _{-3.4}	23.8 ^{+6.4} _{-4.8}	5.1 ^{+4.3} _{-2.2}	-0.65 ^{+0.22} _{-0.15}	0.32 ^{+0.19} _{-0.17}	-0.42 ^{+0.31} _{-0.25}	2.40 ^{+0.98} _{-1.08}
103	002351.9-720429	0.91	0.94	40.8 ^{+9.2} _{-6.2}	11.6 ^{+4.9} _{-3.3}	27.1 ^{+6.7} _{-5.1}	2.2 ^{+3.8} _{-1.3}	-0.85 ^{+0.21} _{-0.09}	0.40 ^{+0.18} _{-0.16}	-0.68 ^{+0.37} _{-0.20}	3.83 ^{+1.66} _{-2.02}
101	002359.9-720531	0.92	0.96	40.7 ^{+9.1} _{-6.3}	24.3 ^{+6.5} _{-4.9}	16.4 ^{+5.5} _{-4.0}	0.0 ^{+3.2} _{-0.0}	-1.00 ^{+0.33} _{-0.00}	-0.19 ^{+0.18} _{-0.17}	-1.00 ^{+0.23} _{-0.00}	49.85 ^{+43.07} _{-49.85}
78	002403.6-720522	0.92	0.98	40.1 ^{+9.0} _{-6.2}	12.3 ^{+5.1} _{-3.4}	27.8 ^{+6.7} _{-5.2}	0.0 ^{+3.2} _{-0.0}	-1.00 ^{+0.21} _{-0.00}	0.38 ^{+0.18} _{-0.16}	-1.00 ^{+0.42} _{-0.00}	9.82 ^{+5.67} _{-9.82}
96	002407.3-720519	0.92	1.00	39.0 ^{+9.1} _{-6.1}	12.7 ^{+5.2} _{-3.5}	19.0 ^{+5.9} _{-4.3}	7.3 ^{+4.7} _{-2.6}	-0.44 ^{+0.28} _{-0.19}	0.20 ^{+0.21} _{-0.19}	-0.27 ^{+0.28} _{-0.24}	2.15 ^{+0.92} _{-0.98}
176	002339.1-720604	0.91	0.94	38.7 ^{+9.1} _{-6.1}	9.2 ^{+4.6} _{-2.9}	21.6 ^{+6.2} _{-4.6}	7.9 ^{+4.7} _{-2.7}	-0.46 ^{+0.22} _{-0.18}	0.41 ^{+0.21} _{-0.18}	-0.07 ^{+0.31} _{-0.28}	1.34 ^{+0.52} _{-0.51}
219	002422.5-720423	0.92	0.96	38.6 ^{+9.0} _{-6.1}	16.2 ^{+5.6} _{-3.9}	19.9 ^{+6.0} _{-4.4}	2.5 ^{+3.9} _{-1.4}	-0.77 ^{+0.27} _{-0.13}	0.10 ^{+0.19} _{-0.18}	-0.73 ^{+0.30} _{-0.16}	4.76 ^{+2.31} _{-2.91}
319	002358.7-720447	0.92	0.98	38.1 ^{+9.0} _{-6.0}	13.4 ^{+5.2} _{-3.6}	18.3 ^{+5.8} _{-4.2}	6.3 ^{+4.5} _{-2.4}	-0.49 ^{+0.25} _{-0.19}	0.15 ^{+0.21} _{-0.19}	-0.36 ^{+0.29} _{-0.23}	4.10 ^{+1.89} _{-2.37}
105	002408.5-720438	0.91	0.96	37.7 ^{+9.0} _{-6.0}	18.9 ^{+5.9} _{-4.3}	16.1 ^{+5.6} _{-3.9}	2.7 ^{+3.9} _{-1.5}	-0.72 ^{+0.30} _{-0.17}	-0.08 ^{+0.20} _{-0.19}	-0.75 ^{+0.27} _{-0.15}	5.07 ^{+2.66} _{-3.63}
260	002408.6-720449	0.92	1.00	37.0 ^{+8.9} _{-5.9}	9.4 ^{+4.6} _{-3.0}	23.3 ^{+6.3} _{-4.8}	4.3 ^{+4.3} _{-1.8}	-0.69 ^{+0.23} _{-0.14}	0.42 ^{+0.29} _{-0.17}	-0.38 ^{+0.36} _{-0.27}	6.61 ^{+3.54} _{-4.80}
70	002411.8-720443	0.91	1.00	36.4 ^{+8.7} _{-5.9}	5.7 ^{+4.1} _{-2.2}	30.7 ^{+7.0} _{-5.5}	0.1 ^{+3.3} _{-0.2}	-0.99 ^{+0.19} _{-0.01}	0.69 ^{+0.18} _{-0.12}	-0.96 ^{+0.71} _{-0.08}	8.05 ^{+4.60} _{-7.77}
227	002418.7-720225	0.91	0.94	36.4 ^{+8.9} _{-5.9}	22.4 ^{+6.3} _{-4.7}	11.6 ^{+4.9} _{-3.4}	2.4 ^{+3.9} _{-1.2}	-0.66 ^{+0.37} _{-0.19}	-0.32 ^{+0.20} _{-0.18}	-0.81 ^{+0.25} _{-0.10}	17.69 ^{+13.46} _{-17.69}
221	002421.4-720433	0.92	0.98	33.2 ^{+8.6} _{-5.6}	14.7 ^{+5.4} _{-3.7}	17.4 ^{+5.7} _{-4.1}	1.1 ^{+3.5} _{-0.9}	-0.89 ^{+0.30} _{-0.10}	0.08 ^{+0.21} _{-0.20}	-0.87 ^{+0.34} _{-0.12}	9.17 ^{+5.84} _{-9.17}
141	002407.2-720446	0.92	0.98	33.1 ^{+8.5} _{-5.6}	5.1 ^{+3.9} _{-2.2}	26.6 ^{+6.7} _{-5.1}	1.3 ^{+3.6} _{-1.0}	-0.90 ^{+0.22} _{-0.07}	0.68 ^{+0.19} _{-0.14}	-0.59 ^{+0.59} _{-0.36}	4.16 ^{+2.03} _{-2.60}
159	002431.3-720618	0.92	0.96	32.8 ^{+8.6} _{-5.6}	15.0 ^{+5.4} _{-3.8}	12.1 ^{+5.1} _{-3.4}	5.7 ^{+4.5} _{-2.2}	-0.36 ^{+0.23} _{-0.25}	-0.11 ^{+0.23} _{-0.21}	-0.45 ^{+0.36} _{-0.21}	3.83 ^{+1.95} _{-2.50}
80	002402.6-720441	0.92	0.96	32.5 ^{+8.6} _{-5.5}	8.5 ^{+4.5} _{-2.8}	18.0 ^{+5.8} _{-4.2}	6.1 ^{+4.5} _{-2.3}	-0.49 ^{+0.26} _{-0.19}	0.36 ^{+0.23} _{-0.20}	-0.16 ^{+0.34} _{-0.30}	2.18 ^{+0.98} _{-1.05}
188	002353.3-720707	0.91	0.94	32.4 ^{+8.5} _{-5.5}	0.5 ^{+2.8} _{-0.4}	17.9 ^{+5.8} _{-4.1}	14.0 ^{+5.6} _{-3.6}	-0.12 ^{+0.21} _{-0.20}	0.94 ^{+0.26} _{-0.05}	0.92 ^{+0.32} _{-0.06}	0.73 ^{+0.33} _{-0.29}
182	002419.3-720431	0.91	0.98	32.1 ^{+8.6} _{-5.5}	15.9 ^{+5.4} _{-3.9}	10.8 ^{+4.9} _{-3.2}	5.5 ^{+4.5} _{-2.1}	-0.32 ^{+0.33} _{-0.26}	-0.19 ^{+0.23} _{-0.21}	-0.49 ^{+0.28} _{-0.20}	4.21 ^{+2.17} _{-2.68}
292	002404.9-720329	0.91	0.94	32.1 ^{+8.6} _{-5.5}	3.1 ^{+3.5} _{-1.7}	14.9 ^{+5.4} _{-3.8}	14.1 ^{+5.7} _{-3.6}	-0.03 ^{+0.23} _{-0.21}	0.65 ^{+0.28} _{-0.19}	0.64 ^{+0.29} _{-0.20}	0.98 ^{+0.44} _{-0.40}
100	002401.3-720427	0.91	0.98	31.7 ^{+8.5} _{-5.5}	8.6 ^{+4.5} _{-2.8}	19.3 ^{+5.9} _{-4.3}	3.9 ^{+4.1} _{-1.9}	-0.66 ^{+0.26} _{-0.19}	0.38 ^{+0.22} _{-0.30}	-0.37 ^{+0.38} _{-0.30}	2.21 ^{+1.01} _{-1.11}
299	002404.1-720512	0.92	0.96	31.5 ^{+8.6} _{-5.4}	12.9 ^{+5.2} _{-3.5}	14.8 ^{+5.4} _{-3.7}	3.8 ^{+4.2} _{-1.7}	-0.59 ^{+0.31} _{-0.19}	0.07 ^{+0.23} _{-0.21}	-0.54 ^{+0.33} _{-0.21}	4.09 ^{+2.18} _{-2.73}
286	002405.6-720452	0.86	0.98	31.4 ^{+8.4} _{-5.4}	8.1 ^{+4.5} _{-2.7}	22.6 ^{+6.2} _{-4.7}	0.7 ^{+3.4} _{-0.6}	-0.94 ^{+0.25} _{-0.06}	0.47 ^{+0.21} _{-0.17}	-0.84 ^{+0.52} _{-0.16}	8.67 ^{+5.48} _{-8.67}
301	002403.3-720524	0.87	0.98	31.2 ^{+8.5} _{-5.4}	10.0 ^{+4.8} _{-3.0}	17.6 ^{+5.7} _{-4.1}	3.6 ^{+4.1} _{-1.7}	-0.66 ^{+0.28} _{-0.17}	0.28 ^{+0.23} _{-0.20}	-0.47 ^{+0.37} _{-0.26}	3.66 ^{+1.92} _{-2.45}
322	002358.2-720538	0.91	0.94	31.2 ^{+8.4} _{-5.4}	7.9 ^{+4.4} _{-2.7}	20.3 ^{+6.0} _{-4.4}	2.9 ^{+3.9} _{-1.6}	-0.75 ^{+0.26} _{-0.14}	0.44 ^{+0.22} _{-0.18}	-0.46 ^{+0.42} _{-0.31}	5.44 ^{+2.94} _{-4.12}
187	002356.9-720341	0.92	0.94	30.9 ^{+8.6} _{-5.4}	9.8 ^{+4.7} _{-3.0}	12.0 ^{+5.1} _{-3.4}	9.1 ^{+5.0} _{-2.9}	-0.14 ^{+0.27} _{-0.24}	0.10 ^{+0.26} _{-0.26}	-0.04 ^{+0.29} _{-0.26}	1.40 ^{+0.63} _{-0.63}
181	002431.7-720538	0.91	0.94	30.6 ^{+8.5} _{-5.4}	2.6 ^{+3.4} _{-1.5}	18.4 ^{+5.9} _{-4.2}	9.7 ^{+5.1} _{-3.0}	-0.31 ^{+0.23} _{-0.20}	0.75 ^{+0.25} _{-0.15}	0.58 ^{+0.36} _{-0.26}	0.87 ^{+0.40} _{-0.35}
12	002409.5-720504	0.91	0.98	30.5 ^{+8.4} _{-5.3}	13.4 ^{+5.2} _{-3.6}	15.9 ^{+5.5} _{-3.9}	1.2 ^{+3.6} _{-0.8}	-0.86 ^{+0.32} _{-0.10}	0.09 ^{+0.22} _{-0.21}	-0.84 ^{+0.37} _{-0.12}	7.27 ^{+4.39} _{-6.50}
267	002407.8-720458	0.91	0.96	30.4 ^{+8.3} _{-5.3}	8.9 ^{+4.5} _{-2.9}	20.3 ^{+6.0} _{-4.4}	1.1 ^{+3.6} _{-0.8}	-0.89 ^{+0.27} _{-0.07}	0.39 ^{+0.21} _{-0.19}	-0.78 ^{+0.47} _{-0.17}	8.85 ^{+5.50} _{-8.42}
306	002401.3-720504	0.92	0.94	30.0 ^{+8.3} _{-5.3}	6.1 ^{+4.2} _{-2.3}	21.6 ^{+6.2} _{-4.6}	2.3 ^{+3.8} _{-1.3}	-0.81 ^{+0.25} _{-0.11}	0.56 ^{+0.22} _{-0.17}	-0.46 ^{+0.49} _{-0.34}	2.19 ^{+1.06} _{-1.16}
196	002412.1-720455	0.91	0.94	29.9 ^{+8.3} _{-5.3}	8.4 ^{+4.8} _{-3.1}	10.5 ^{+4.8} _{-3.1}	11.1 ^{+5.3} _{-3.2}	0.03 ^{+0.27} _{-0.24}	0.11 ^{+0.28} _{-0.26}	0.14 ^{+0.28} _{-0.25}	1.15 ^{+0.54} _{-0.50}
91	002417.5-720357	0.91	0.98	29.4 ^{+8.3} _{-5.3}	10.0 ^{+4.8} _{-3.0}	19.1 ^{+5.9} _{-4.3}	0.3 ^{+3.3} _{-0.3}	-0.97 ^{+0.29} _{-0.03}	0.31 ^{+0.22} _{-0.19}	-0.94 ^{+0.47} _{-0.06}	4.46 ^{+2.49} _{-3.69}
167	002410.2-720401	0.89	0.98	29.4 ^{+8.3} _{-5.2}	5.8 ^{+4.1} _{-2.3}	20.8 ^{+6.1} _{-4.5}	2.7 ^{+3.9} _{-1.5}	-0.77 ^{+0.26} _{-0.13}	0.56 ^{+0.22} _{-0.17}	-0.36 ^{+0.48} _{-0.36}	4.33 ^{+2.33} _{-2.96}
266	002407.9-720502	0.91	1.00	29.7 ^{+8.2} _{-5.2}	7.6 ^{+4.3} _{-2.7}	19.8 ^{+6.0} _{-4.4}	1.3 ^{+3.6} _{-0.9}	-0.88 ^{+0.28} _{-0.09}	0.45 ^{+0.22} _{-0.19}	-0.71 ^{+0.50} _{-0.22}	6.59 ^{+3.88} _{-6.02}
250	002411.3-720451	0.91	0.96	28.5 ^{+8.2} _{-5.2}	11.0 ^{+4.9} _{-3.2}	16.1 ^{+5.5} _{-3.9}	1.4 ^{+3.6} _{-0.9}	-0.84 ^{+0.32} _{-0.11}	0.19 ^{+0.23} _{-0.21}	-0.78 ^{+0.41} _{-0.16}	8.10 ^{+5.28} _{-8.03}
297	002404.4-720432	0.85	0.98	28.4 ^{+8.2} _{-5.2}	2.2 ^{+3.3} _{-1.3}	22.7 ^{+6.3} _{-4.7}	3.5 ^{+4.1} _{-1.7}	-0.73 ^{+0.24} _{-0.13}	0.82 ^{+0.22} _{-0.11}	0.23 ^{+0.55} _{-0.48}	3.22 ^{+1.63} _{-2.01}
282	002406.1-720542	0.87	0.96	27.8 ^{+8.0} _{-5.0}	9.7 ^{+4.7} _{-3.0}	12.4 ^{+5.1} _{-3.4}	5.7 ^{+4.5} _{-2.2}	-0.37 ^{+0.31} _{-0.24}	0.12 ^{+0.26} _{-0.24}	-0.26 ^{+0.33} _{-0.27}	2.40 ^{+1.26} _{-1.40}
285	002405.9-720510	0.91	0.98	27.7 ^{+8.3} _{-5.0}	5.1 ^{+4.0} _{-2.1}	13.4 ^{+5.2} _{-3.6}	9.2 ^{+5.0} _{-2.9}	-0.18 ^{+0.27} _{-0.23}	0.45 ^{+0.28} _{-0.23}	0.29 ^{+0.34} _{-0.28}	1.11 ^{+0.56} _{-0.52}

TABLE 5 — *Continued*

W	Names CXOGLB J	f_{PSF}	f_{EXP}	Counts 0.3-8.0 keV	0.3-0.8 keV	0.8-2.0 keV	2.0-8.0 keV	Hardness Ratios		HR3	HR4
								HR1	HR2		
(1)	(2)	(3)	(4)	(5)	(6)	(7)	(8)	(9)	(10)	(11)	(12)
277	002406.6-720453	0.59	0.96	27.1 ^{+8.1} _{-5.0}	12.2 ^{+5.1} _{-3.4}	13.4 ^{+5.2} _{-3.6}	1.5 ^{+3.6} _{-1.1}	-0.80 ^{+0.36} _{-0.22}	0.05 ^{+0.24} _{-0.17}	-0.78 ^{+0.38} _{-0.17}	6.72 ^{+4.23} _{-6.72}
269	002407.7-720431	0.87	0.96	27.0 ^{+8.0} _{-5.0}	0.8 ^{+2.9} _{-0.8}	23.6 ^{+6.3} _{-4.8}	2.5 ^{+3.9} _{-1.4}	-0.81 ^{+0.24} _{-0.11}	0.93 ^{+0.21} _{-0.07}	0.50 ^{+0.75} _{-0.58}	5.58 ^{+3.28} _{-4.91}
348	002341.1-720511	0.91	0.96	26.6 ^{+8.0} _{-5.0}	1.9 ^{+3.2} _{-1.2}	20.6 ^{+6.0} _{-4.5}	4.2 ^{+4.2} _{-2.0}	-0.66 ^{+0.25} _{-0.16}	0.83 ^{+0.23} _{-0.11}	0.38 ^{+0.54} _{-0.44}	2.54 ^{+1.27} _{-1.48}
193	002434.1-720333	0.91	0.94	26.2 ^{+8.1} _{-4.9}	0.6 ^{+2.9} _{-0.6}	13.5 ^{+5.3} _{-3.6}	12.0 ^{+5.4} _{-3.4}	-0.06 ^{+0.25} _{-0.22}	0.91 ^{+0.32} _{-0.09}	0.90 ^{+0.35} _{-0.10}	0.49 ^{+0.29} _{-0.22}
259	002409.2-720511	0.91	0.96	26.1 ^{+8.1} _{-4.9}	7.9 ^{+4.5} _{-2.7}	15.6 ^{+5.6} _{-3.9}	2.6 ^{+3.9} _{-1.5}	-0.71 ^{+0.31} _{-0.17}	0.33 ^{+0.25} _{-0.22}	-0.51 ^{+0.43} _{-0.30}	1.34 ^{+0.70} _{-0.70}
336	002351.9-720453	0.92	0.94	25.8 ^{+8.0} _{-4.9}	9.6 ^{+4.7} _{-3.0}	15.4 ^{+5.4} _{-3.9}	0.8 ^{+3.5} _{-0.6}	-0.90 ^{+0.34} _{-0.08}	0.23 ^{+0.24} _{-0.22}	-0.84 ^{+0.46} _{-0.13}	29.63 ^{+26.38} _{-29.63}
60	002359.9-720513	0.91	1.00	25.6 ^{+8.0} _{-4.9}	10.6 ^{+4.9} _{-3.1}	13.5 ^{+5.2} _{-3.6}	1.5 ^{+3.7} _{-1.0}	-0.81 ^{+0.36} _{-0.14}	0.12 ^{+0.24} _{-0.23}	-0.76 ^{+0.41} _{-0.18}	11.33 ^{+8.39} _{-11.33}
295	002404.6-720509	0.92	0.96	25.5 ^{+8.0} _{-4.8}	17.5 ^{+5.8} _{-4.1}	4.5 ^{+3.8} _{-2.0}	3.4 ^{+4.1} _{-1.7}	-0.14 ^{+0.48} _{-0.41}	-0.59 ^{+0.25} _{-0.18}	-0.67 ^{+0.28} _{-0.16}	6.84 ^{+5.32} _{-6.84}
257	002410.0-720451	0.91	0.96	25.4 ^{+8.0} _{-4.8}	6.0 ^{+4.1} _{-2.3}	16.4 ^{+5.6} _{-4.0}	3.0 ^{+4.0} _{-1.6}	-0.69 ^{+0.29} _{-0.17}	0.46 ^{+0.25} _{-0.20}	-0.34 ^{+0.46} _{-0.36}	3.00 ^{+1.62} _{-1.99}
274	002407.1-720452	0.85	1.00	25.2 ^{+8.0} _{-4.8}	5.0 ^{+4.0} _{-2.1}	19.4 ^{+6.0} _{-4.3}	0.8 ^{+3.5} _{-0.7}	-0.92 ^{+0.28} _{-0.07}	0.59 ^{+0.24} _{-0.17}	-0.72 ^{+0.65} _{-0.29}	1.30 ^{+0.68} _{-0.67}
137	002418.8-720602	0.91	0.96	25.2 ^{+7.9} _{-4.8}	3.9 ^{+3.7} _{-1.8}	16.5 ^{+5.5} _{-4.0}	4.8 ^{+4.3} _{-2.0}	-0.55 ^{+0.28} _{-0.19}	0.62 ^{+0.26} _{-0.18}	0.11 ^{+0.44} _{-0.40}	4.13 ^{+2.32} _{-3.15}
275	002407.1-720420	0.86	0.98	24.9 ^{+8.0} _{-4.8}	4.8 ^{+3.9} _{-2.0}	17.0 ^{+5.7} _{-4.0}	3.2 ^{+4.0} _{-1.7}	-0.69 ^{+0.29} _{-0.17}	0.56 ^{+0.25} _{-0.19}	-0.21 ^{+0.48} _{-0.42}	2.42 ^{+1.28} _{-1.49}
270	002407.5-720417	0.92	0.96	24.8 ^{+8.0} _{-4.8}	11.3 ^{+5.0} _{-3.3}	8.5 ^{+4.5} _{-2.8}	5.0 ^{+4.3} _{-2.2}	-0.26 ^{+0.36} _{-0.31}	-0.14 ^{+0.27} _{-0.25}	-0.39 ^{+0.32} _{-0.26}	2.62 ^{+1.49} _{-1.82}
309	002401.1-720530	0.91	0.96	24.7 ^{+7.9} _{-4.8}	6.5 ^{+4.2} _{-2.4}	16.3 ^{+5.6} _{-3.9}	2.0 ^{+3.8} _{-1.3}	-0.78 ^{+0.31} _{-0.21}	0.43 ^{+0.25} _{-0.21}	-0.52 ^{+0.49} _{-0.33}	4.46 ^{+2.58} _{-3.59}
323	002357.9-720513	0.92	0.96	24.7 ^{+8.0} _{-4.7}	8.7 ^{+4.6} _{-2.8}	10.9 ^{+4.8} _{-3.2}	5.1 ^{+4.4} _{-2.5}	-0.37 ^{+0.33} _{-0.25}	0.11 ^{+0.27} _{-0.26}	-0.27 ^{+0.36} _{-0.29}	3.79 ^{+2.26} _{-2.93}
294	002404.9-720522	0.92	0.96	24.6 ^{+7.8} _{-4.8}	7.4 ^{+4.4} _{-2.6}	17.2 ^{+5.6} _{-4.1}	0.0 ^{+3.2} _{-0.00}	-1.00 ^{+0.32} _{-0.00}	0.40 ^{+0.24} _{-0.20}	-1.00 ^{+0.61} _{-0.00}	65.71 ^{+62.89} _{-65.71}
163	002425.1-720507	0.91	0.94	24.5 ^{+7.8} _{-4.8}	4.6 ^{+3.8} _{-2.1}	18.9 ^{+5.9} _{-4.3}	1.0 ^{+3.5} _{-0.8}	-0.90 ^{+0.29} _{-0.09}	0.61 ^{+0.24} _{-0.18}	-0.63 ^{+0.65} _{-0.36}	4.42 ^{+2.52} _{-3.52}
346	002342.6-720359	0.91	0.96	24.4 ^{+7.9} _{-4.7}	4.0 ^{+3.7} _{-1.8}	16.8 ^{+5.7} _{-4.0}	3.6 ^{+4.1} _{-1.7}	-0.64 ^{+0.29} _{-0.17}	0.62 ^{+0.26} _{-0.18}	-0.05 ^{+0.48} _{-0.43}	1.28 ^{+0.68} _{-0.66}
350	002331.5-720515	0.91	0.94	24.0 ^{+8.0} _{-4.7}	3.4 ^{+3.6} _{-1.6}	12.7 ^{+5.1} _{-3.5}	8.0 ^{+4.9} _{-2.6}	-0.23 ^{+0.28} _{-0.24}	0.58 ^{+0.31} _{-0.21}	0.41 ^{+0.38} _{-0.30}	1.40 ^{+0.76} _{-0.74}
207	002437.1-720517	0.91	0.94	23.9 ^{+7.8} _{-4.7}	8.8 ^{+4.8} _{-2.8}	15.1 ^{+5.5} _{-3.8}	0.0 ^{+3.2} _{-0.00}	-1.00 ^{+0.32} _{-0.00}	0.26 ^{+0.25} _{-0.22}	-1.00 ^{+0.54} _{-0.00}	3.71 ^{+3.17} _{-3.13}
233	002416.7-720447	0.92	0.96	23.8 ^{+7.8} _{-4.7}	12.0 ^{+5.1} _{-3.4}	10.7 ^{+4.8} _{-3.2}	1.1 ^{+3.5} _{-0.7}	-0.82 ^{+0.42} _{-0.14}	-0.05 ^{+0.25} _{-0.24}	-0.84 ^{+0.40} _{-0.12}	13.12 ^{+10.30} _{-13.12}
170	002356.9-720224	0.90	0.94	23.7 ^{+7.9} _{-4.7}	4.2 ^{+3.8} _{-1.9}	13.8 ^{+5.3} _{-3.6}	5.7 ^{+4.4} _{-2.3}	-0.41 ^{+0.29} _{-0.23}	0.54 ^{+0.29} _{-0.21}	0.16 ^{+0.41} _{-0.37}	1.10 ^{+0.59} _{-0.55}
229	002418.4-720334	0.92	0.94	23.5 ^{+7.9} _{-4.6}	6.4 ^{+4.2} _{-2.4}	11.9 ^{+5.0} _{-3.3}	5.3 ^{+4.4} _{-2.1}	-0.38 ^{+0.32} _{-0.25}	0.30 ^{+0.29} _{-0.25}	-0.09 ^{+0.39} _{-0.34}	1.86 ^{+1.05} _{-1.11}
261	002408.5-720456	0.84	0.96	22.9 ^{+7.8} _{-4.5}	8.4 ^{+4.5} _{-2.8}	11.3 ^{+5.0} _{-3.2}	3.2 ^{+4.1} _{-1.5}	-0.56 ^{+0.36} _{-0.25}	0.15 ^{+0.27} _{-0.25}	-0.44 ^{+0.41} _{-0.28}	3.75 ^{+2.23} _{-2.84}
335	002352.0-720436	0.91	0.98	22.3 ^{+7.7} _{-4.5}	3.6 ^{+3.7} _{-1.7}	12.0 ^{+5.0} _{-3.4}	6.7 ^{+4.6} _{-2.5}	-0.29 ^{+0.30} _{-0.25}	0.54 ^{+0.31} _{-0.34}	0.30 ^{+0.40} _{-0.34}	1.89 ^{+1.04} _{-1.13}
186	002408.5-720708	0.91	0.94	22.3 ^{+7.7} _{-6.2}	5.7 ^{+4.0} _{-4.9}	13.9 ^{+5.3} _{-3.6}	2.7 ^{+3.9} _{-1.4}	-0.68 ^{+0.33} _{-0.18}	0.42 ^{+0.27} _{-0.49}	-0.36 ^{+0.48} _{-0.93}	3.01 ^{+1.73} _{-2.19}
81	002401.7-720512	0.92	0.96	22.1 ^{+7.7} _{-4.5}	7.9 ^{+4.4} _{-2.7}	5.3 ^{+4.0} _{-2.2}	8.9 ^{+5.0} _{-2.8}	0.25 ^{+0.34} _{-0.29}	-0.19 ^{+0.34} _{-0.31}	0.06 ^{+0.31} _{-0.28}	1.47 ^{+0.81} _{-0.81}
145	002354.5-720607	0.91	0.94	21.9 ^{+7.7} _{-4.4}	7.9 ^{+4.4} _{-2.7}	10.9 ^{+4.8} _{-3.2}	3.0 ^{+4.0} _{-1.5}	-0.57 ^{+0.37} _{-0.23}	0.16 ^{+0.28} _{-0.26}	-0.45 ^{+0.42} _{-0.29}	5.04 ^{+3.26} _{-4.62}
287	002405.4-720457	0.85	0.98	21.5 ^{+7.6} _{-4.4}	3.5 ^{+3.6} _{-1.8}	14.1 ^{+5.3} _{-3.7}	3.9 ^{+4.2} _{-1.8}	-0.57 ^{+0.31} _{-0.21}	0.60 ^{+0.29} _{-0.21}	0.06 ^{+0.48} _{-0.45}	2.12 ^{+1.16} _{-1.27}
272	002407.4-720554	0.92	0.96	21.1 ^{+7.5} _{-4.3}	7.1 ^{+4.2} _{-2.5}	14.1 ^{+5.3} _{-3.7}	0.0 ^{+3.2} _{-0.00}	-1.00 ^{+0.32} _{-0.00}	0.33 ^{+0.23} _{-0.21}	-1.00 ^{+0.63} _{-0.00}	11.02 ^{+8.26} _{-11.02}
97	002405.3-720511	0.92	0.94	20.9 ^{+7.6} _{-4.4}	4.2 ^{+3.7} _{-2.0}	12.3 ^{+5.1} _{-3.4}	4.3 ^{+4.3} _{-1.9}	-0.48 ^{+0.33} _{-0.23}	0.49 ^{+0.30} _{-0.24}	0.01 ^{+0.45} _{-0.41}	2.60 ^{+1.58} _{-1.94}
302	002403.0-720444	0.85	0.96	20.3 ^{+7.5} _{-4.3}	8.9 ^{+4.6} _{-2.9}	11.3 ^{+4.9} _{-3.3}	0.1 ^{+3.3} _{-0.3}	-0.98 ^{+0.44} _{-0.05}	0.12 ^{+0.27} _{-0.25}	-0.98 ^{+0.52} _{-0.06}	13.59 ^{+11.18} _{-13.59}
228	002418.6-720455	0.92	1.00	20.0 ^{+7.5} _{-4.3}	7.7 ^{+4.4} _{-2.7}	10.2 ^{+4.8} _{-3.1}	2.2 ^{+3.8} _{-1.4}	-0.65 ^{+0.40} _{-0.23}	0.14 ^{+0.29} _{-0.27}	-0.56 ^{+0.45} _{-0.30}	3.17 ^{+1.91} _{-2.49}
35	002404.9-720506	0.92	0.96	19.8 ^{+7.5} _{-4.2}	5.5 ^{+4.0} _{-2.2}	10.8 ^{+4.8} _{-3.2}	3.6 ^{+4.1} _{-1.6}	-0.50 ^{+0.36} _{-0.24}	0.33 ^{+0.30} _{-0.27}	-0.21 ^{+0.45} _{-0.37}	8.48 ^{+6.47} _{-8.48}
218	002422.7-720328	0.91	0.94	19.6 ^{+7.5} _{-4.2}	7.5 ^{+4.4} _{-2.9}	8.8 ^{+4.5} _{-2.9}	3.4 ^{+4.1} _{-1.6}	-0.45 ^{+0.30} _{-0.28}	0.08 ^{+0.30} _{-0.31}	-0.38 ^{+0.42} _{-0.31}	3.60 ^{+3.35} _{-3.08}
244	002413.5-720447	0.92	0.96	19.5 ^{+7.4} _{-4.2}	6.6 ^{+4.2} _{-2.5}	11.3 ^{+4.9} _{-3.2}	1.6 ^{+3.7} _{-1.0}	-0.75 ^{+0.39} _{-0.17}	0.26 ^{+0.29} _{-0.26}	-0.60 ^{+0.51} _{-0.28}	4.80 ^{+3.15} _{-4.34}
273	002407.3-720504	0.88	0.96	19.4 ^{+7.4} _{-4.2}	7.2 ^{+4.4} _{-2.5}	12.2 ^{+5.1} _{-3.4}	0.0 ^{+3.2} _{-0.00}	-1.00 ^{+0.42} _{-0.00}	0.26 ^{+0.28} _{-0.25}	-1.00 ^{+0.62} _{-0.00}	5.50 ^{+4.06} _{-5.50}
288	002405.2-720315	0.91	0.94	19.3 ^{+7.5} _{-4.2}	6.6 ^{+4.3} _{-2.4}	7.9 ^{+4.4} _{-2.7}	4.8 ^{+4.0} _{-2.0}	-0.24 ^{+0.37} _{-0.31}	0.08 ^{+0.33} _{-0.30}	-0.16 ^{+0.39} _{-0.34}	3.75 ^{+2.65} _{-3.75}
326	002356.8-720504	0.92	0.98	19.2 ^{+7.3} _{-4.2}	5.8 ^{+4.1} _{-2.3}	13.3 ^{+5.1} _{-3.6}	0.0 ^{+3.2} _{-0.00}	-1.00 ^{+0.39} _{-0.00}	0.39 ^{+0.27} _{-0.23}	-1.00 ^{+0.71} _{-0.00}	35.96 ^{+33.29} _{-35.96}
317	002359.3-720648	0.91	0.70	18.8 ^{+7.4} _{-4.1}	10.0 ^{+4.8} _{-3.0}	8.2 ^{+4.5} _{-2.7}	0.6 ^{+3.4} _{-0.4}	-0.87 ^{+0.52} _{-0.14}	-0.10 ^{+0.29} _{-0.11}	-0.89 ^{+0.46} _{-0.27}	8.71 ^{+6.89} _{-8.71}
328	002356.3-720437	0.92	0.96	18.5 ^{+7.3} _{-4.1}	7.4 ^{+4.3} _{-2.6}	9.8 ^{+4.7} _{-3.0}	1.2 ^{+3.6} _{-0.9}	-0.78 ^{+0.44} _{-0.17}	0.14 ^{+0.29} _{-0.27}	-0.72 ^{+0.51} _{-0.23}	7.72 ^{+5.65} _{-7.72}
315	002359.6-720443	0.92	0.96	18.4 ^{+7.4} _{-4.1}	8.0 ^{+4.5} _{-2.7}	7.2 ^{+4.3} _{-2.5}	3.2 ^{+4.0} _{-1.6}	-0.38 ^{+0.43} _{-0.33}	-0.06 ^{+0.32} _{-0.29}	-0.43 ^{+0.41} _{-0.30}	2.17 ^{+1.40} _{-1.64}

TABLE 5 — *Continued*

W	Names CXOGLB J	f_{PSF}	f_{EXP}	Counts				Hardness Ratios			
				0.3-8.0 keV	0.3-0.8 keV	0.8-2.0 keV	2.0-8.0 keV	HR1	HR2	HR3	HR4
(1)	(2)	(3)	(4)	(5)	(6)	(7)	(8)	(9)	(10)	(11)	(12)
342	002348.9-720719	0.90	0.94	18.1 ^{+7.3} _{-6.1}	3.5 ^{+3.6} _{-4.9}	11.7 ^{+5.0} _{-3.3}	3.0 ^{+4.0} _{-1.4}	-0.60 ^{+0.36} _{-0.21}	0.54 ^{+0.32} _{-0.75}	-0.08 ^{+0.53} _{-3.06}	3.69 ^{+2.42} _{-3.19}
89	002352.4-720533	0.92	0.94	18.1 ^{+7.4} _{-4.0}	3.9 ^{+3.7} _{-1.8}	11.3 ^{+4.9} _{-3.3}	2.9 ^{+4.0} _{-1.4}	-0.60 ^{+0.37} _{-0.21}	0.48 ^{+0.32} _{-0.24}	-0.16 ^{+0.52} _{-0.43}	2.96 ^{+1.96} _{-2.42}
321	002358.6-720436	0.92	0.98	18.1 ^{+7.4} _{-4.0}	4.9 ^{+3.9} _{-2.1}	8.1 ^{+4.5} _{-2.7}	5.0 ^{+4.4} _{-2.1}	-0.24 ^{+0.37} _{-0.30}	0.24 ^{+0.34} _{-0.31}	0.01 ^{+0.41} _{-0.38}	1.53 ^{+0.93} _{-0.93}
242	002414.0-720403	0.91	0.96	17.8 ^{+7.3} _{-4.0}	7.7 ^{+4.4} _{-2.6}	9.2 ^{+4.6} _{-0.7}	0.8 ^{+3.5} _{-0.7}	-0.83 ^{+0.47} _{-0.15}	0.09 ^{+0.30} _{-0.28}	-0.81 ^{+0.53} _{-0.18}	10.25 ^{+8.40} _{-10.25}
222	002421.2-720503	0.92	0.96	17.7 ^{+7.3} _{-4.0}	4.1 ^{+3.8} _{-1.8}	7.6 ^{+4.3} _{-2.7}	6.1 ^{+4.6} _{-2.3}	-0.11 ^{+0.31} _{-0.31}	0.30 ^{+0.37} _{-0.35}	0.19 ^{+0.41} _{-0.35}	5.65 ^{+4.68} _{-5.65}
95	002410.8-720415	0.91	0.94	17.4 ^{+7.3} _{-3.9}	5.9 ^{+4.1} _{-2.3}	6.8 ^{+4.3} _{-2.5}	4.7 ^{+4.3} _{-2.0}	-0.18 ^{+0.39} _{-0.33}	0.07 ^{+0.35} _{-0.32}	-0.11 ^{+0.41} _{-0.35}	1.96 ^{+1.32} _{-1.45}
235	002416.0-720412	0.92	0.94	17.1 ^{+7.2} _{-3.9}	3.1 ^{+3.5} _{-1.6}	12.4 ^{+5.1} _{-3.4}	1.5 ^{+3.7} _{-1.0}	-0.78 ^{+0.37} _{-0.15}	0.60 ^{+0.31} _{-0.21}	-0.34 ^{+0.66} _{-0.49}	2.72 ^{+1.91} _{-2.55}
333	002352.3-720311	0.91	0.94	16.9 ^{+7.2} _{-3.9}	3.0 ^{+3.5} _{-1.6}	11.2 ^{+5.0} _{-3.2}	2.7 ^{+3.9} _{-1.5}	-0.61 ^{+0.37} _{-0.23}	0.58 ^{+0.33} _{-0.24}	-0.05 ^{+0.56} _{-0.54}	2.16 ^{+1.35} _{-1.58}
276	002406.9-720509	0.85	0.96	16.8 ^{+7.2} _{-3.9}	4.7 ^{+3.9} _{-2.0}	10.6 ^{+4.8} _{-3.2}	1.6 ^{+3.7} _{-1.0}	-0.75 ^{+0.41} _{-0.18}	0.39 ^{+0.32} _{-0.26}	-0.50 ^{+0.59} _{-0.37}	5.87 ^{+4.29} _{-5.87}
86	002358.8-720509	0.92	0.94	16.7 ^{+7.1} _{-3.9}	1.0 ^{+3.0} _{-0.8}	11.5 ^{+4.9} _{-3.3}	4.2 ^{+4.2} _{-1.9}	-0.46 ^{+0.34} _{-0.25}	0.84 ^{+0.36} _{-0.14}	0.62 ^{+0.61} _{-0.37}	4.47 ^{+3.17} _{-4.47}
213	002429.9-720643	0.92	0.94	16.7 ^{+7.2} _{-3.9}	6.1 ^{+4.1} _{-2.3}	8.8 ^{+4.5} _{-2.9}	1.8 ^{+3.7} _{-1.2}	-0.66 ^{+0.44} _{-0.25}	0.18 ^{+0.32} _{-0.29}	-0.54 ^{+0.52} _{-0.34}	6.14 ^{+4.60} _{-6.14}
255	002410.5-720444	0.84	0.96	16.5 ^{+7.2} _{-3.8}	10.9 ^{+4.9} _{-3.2}	4.1 ^{+3.8} _{-1.9}	1.5 ^{+3.7} _{-0.9}	-0.48 ^{+0.62} _{-0.37}	-0.45 ^{+0.32} _{-0.25}	-0.76 ^{+0.41} _{-0.15}	6.12 ^{+4.84} _{-6.12}
296	002404.5-720517	0.92	0.96	16.4 ^{+7.2} _{-3.8}	4.2 ^{+3.8} _{-1.9}	9.4 ^{+4.7} _{-3.0}	2.9 ^{+4.0} _{-1.4}	-0.53 ^{+0.40} _{-0.25}	0.39 ^{+0.34} _{-0.24}	-0.19 ^{+0.51} _{-0.42}	2.20 ^{+1.48} _{-1.68}
204	002404.4-720439	0.90	1.00	16.4 ^{+7.1} _{-3.9}	5.8 ^{+4.0} _{-2.3}	9.3 ^{+4.6} _{-2.9}	1.3 ^{+3.6} _{-1.0}	-0.76 ^{+0.45} _{-0.20}	0.23 ^{+0.31} _{-0.29}	-0.64 ^{+0.57} _{-0.31}	7.31 ^{+5.53} _{-7.31}
298	002404.3-720530	0.92	0.75	16.3 ^{+7.2} _{-3.9}	2.7 ^{+3.5} _{-1.4}	10.6 ^{+4.9} _{-3.1}	3.0 ^{+3.9} _{-1.6}	-0.56 ^{+0.37} _{-0.25}	0.60 ^{+0.35} _{-0.23}	0.06 ^{+0.56} _{-0.52}	1.60 ^{+1.07} _{-1.14}
344	002346.3-720401	0.91	0.94	16.2 ^{+7.2} _{-3.7}	5.1 ^{+4.0} _{-2.1}	4.8 ^{+3.9} _{-2.0}	6.3 ^{+4.6} _{-2.3}	0.14 ^{+0.39} _{-0.34}	-0.03 ^{+0.40} _{-0.37}	0.11 ^{+0.38} _{-0.34}	0.55 ^{+0.50} _{-0.35}
206	002438.7-720427	0.92	0.98	16.1 ^{+7.1} _{-3.8}	1.7 ^{+3.2} _{-1.1}	10.1 ^{+4.8} _{-3.1}	4.2 ^{+4.2} _{-1.9}	-0.41 ^{+0.35} _{-0.27}	0.71 ^{+0.37} _{-0.20}	0.42 ^{+0.55} _{-0.42}	1.77 ^{+1.14} _{-1.22}
320	002358.6-720225	0.90	0.94	16.0 ^{+7.2} _{-3.8}	2.1 ^{+3.3} _{-1.2}	10.2 ^{+4.8} _{-3.1}	3.7 ^{+4.1} _{-1.8}	-0.47 ^{+0.36} _{-0.26}	0.66 ^{+0.36} _{-0.21}	0.28 ^{+0.55} _{-0.46}	1.25 ^{+0.85} _{-0.81}
245	002412.9-720445	0.91	0.94	16.0 ^{+7.1} _{-3.8}	5.4 ^{+4.6} _{-2.2}	9.4 ^{+4.5} _{-3.0}	1.2 ^{+3.6} _{-0.8}	-0.77 ^{+0.45} _{-0.18}	0.27 ^{+0.32} _{-0.24}	-0.63 ^{+0.59} _{-0.30}	6.85 ^{+5.71} _{-6.85}
338	002350.4-720530	0.91	0.96	15.9 ^{+7.1} _{-3.8}	4.5 ^{+3.8} _{-2.1}	8.5 ^{+4.5} _{-2.8}	2.8 ^{+3.9} _{-1.5}	-0.50 ^{+0.41} _{-0.28}	0.31 ^{+0.34} _{-0.24}	-0.23 ^{+0.50} _{-0.44}	16.62 ^{+15.19} _{-16.62}
239	002415.0-720503	0.91	0.96	15.7 ^{+7.1} _{-3.7}	2.9 ^{+3.5} _{-1.5}	8.2 ^{+4.5} _{-2.7}	4.6 ^{+4.3} _{-2.0}	-0.28 ^{+0.37} _{-0.31}	0.48 ^{+0.38} _{-0.29}	0.23 ^{+0.48} _{-0.41}	3.33 ^{+2.51} _{-3.33}
349	002336.3-720403	0.91	0.96	15.6 ^{+7.1} _{-3.7}	7.4 ^{+4.4} _{-2.6}	6.2 ^{+4.2} _{-2.3}	2.0 ^{+3.8} _{-1.2}	-0.51 ^{+0.50} _{-0.32}	-0.09 ^{+0.34} _{-0.31}	-0.57 ^{+0.47} _{-0.28}	2.90 ^{+2.14} _{-2.72}
313	002400.4-720427	0.92	0.73	15.5 ^{+7.1} _{-3.7}	7.0 ^{+4.3} _{-2.5}	5.7 ^{+4.0} _{-2.3}	2.8 ^{+3.9} _{-1.5}	-0.34 ^{+0.47} _{-0.37}	-0.10 ^{+0.35} _{-0.33}	-0.42 ^{+0.44} _{-0.33}	11.07 ^{+9.81} _{-11.07}
115	002417.2-720446	0.92	0.96	15.3 ^{+7.1} _{-3.6}	4.2 ^{+3.8} _{-1.9}	7.6 ^{+4.3} _{-2.6}	3.5 ^{+4.1} _{-1.6}	-0.37 ^{+0.41} _{-0.30}	0.29 ^{+0.37} _{-0.32}	-0.09 ^{+0.49} _{-0.41}	3.69 ^{+2.85} _{-3.69}
216	002424.6-720500	0.92	0.96	15.1 ^{+7.1} _{-3.6}	6.2 ^{+4.1} _{-2.3}	5.4 ^{+4.0} _{-2.2}	3.5 ^{+4.1} _{-1.7}	-0.22 ^{+0.37} _{-0.30}	-0.06 ^{+0.37} _{-0.34}	-0.28 ^{+0.44} _{-0.36}	2.00 ^{+1.38} _{-1.61}
324	002357.7-720414	0.92	0.94	15.1 ^{+7.1} _{-3.7}	4.7 ^{+3.9} _{-2.0}	7.6 ^{+4.4} _{-2.6}	2.8 ^{+3.9} _{-1.6}	-0.47 ^{+0.43} _{-0.32}	0.23 ^{+0.36} _{-0.32}	-0.26 ^{+0.50} _{-0.43}	1.51 ^{+1.08} _{-1.14}
169	002403.7-720516	0.92	0.94	15.0 ^{+6.9} _{-3.8}	7.1 ^{+4.2} _{-2.6}	7.9 ^{+4.4} _{-2.7}	0.0 ^{+3.2} _{-0.0}	-1.00 ^{+0.58} _{-0.00}	0.05 ^{+0.32} _{-0.31}	-1.00 ^{+0.62} _{-0.00}	100.00 ^{+100.00} _{-100.00}
316	002359.3-720459	0.91	0.96	15.0 ^{+7.0} _{-3.6}	6.1 ^{+4.1} _{-2.4}	7.5 ^{+4.4} _{-2.6}	1.4 ^{+3.6} _{-0.9}	-0.69 ^{+0.50} _{-0.23}	0.10 ^{+0.34} _{-0.32}	-0.63 ^{+0.55} _{-0.28}	3.18 ^{+2.21} _{-2.82}
254	002410.7-720418	0.91	0.96	14.9 ^{+7.0} _{-3.6}	3.8 ^{+3.7} _{-1.8}	9.8 ^{+4.8} _{-3.0}	1.2 ^{+3.6} _{-0.9}	-0.78 ^{+0.44} _{-0.17}	0.44 ^{+0.34} _{-0.27}	-0.51 ^{+0.66} _{-0.41}	2.30 ^{+1.70} _{-2.05}
284	002406.0-720725	0.90	0.94	14.8 ^{+7.0} _{-3.6}	7.4 ^{+4.4} _{-2.6}	5.3 ^{+4.0} _{-2.1}	2.1 ^{+3.8} _{-1.2}	-0.43 ^{+0.37} _{-0.37}	-0.16 ^{+0.35} _{-0.32}	-0.55 ^{+0.47} _{-0.28}	1.39 ^{+1.11} _{-1.08}
312	002400.5-720516	0.91	0.94	14.7 ^{+7.0} _{-3.7}	4.6 ^{+3.9} _{-2.0}	8.0 ^{+4.4} _{-2.8}	2.2 ^{+3.8} _{-1.4}	-0.57 ^{+0.45} _{-0.29}	0.27 ^{+0.35} _{-0.31}	-0.35 ^{+0.54} _{-0.43}	4.58 ^{+3.64} _{-4.58}
180	002432.5-720557	0.91	0.94	14.6 ^{+7.0} _{-3.6}	7.8 ^{+4.5} _{-2.7}	2.9 ^{+3.5} _{-1.5}	3.8 ^{+4.1} _{-1.8}	0.13 ^{+0.51} _{-0.46}	-0.46 ^{+0.39} _{-0.30}	-0.35 ^{+0.40} _{-0.31}	1.92 ^{+1.53} _{-1.86}
304	002402.0-720502	0.92	0.98	14.4 ^{+7.0} _{-3.6}	6.7 ^{+4.2} _{-2.4}	5.2 ^{+3.9} _{-2.2}	2.6 ^{+3.9} _{-1.6}	-0.34 ^{+0.50} _{-0.42}	-0.12 ^{+0.36} _{-0.34}	-0.44 ^{+0.46} _{-0.36}	3.85 ^{+2.87} _{-3.85}
334	002351.9-720343	0.91	0.94	14.3 ^{+6.9} _{-3.5}	0.2 ^{+2.7} _{-0.2}	6.8 ^{+4.3} _{-2.5}	7.3 ^{+4.7} _{-2.5}	0.04 ^{+0.34} _{-0.31}	0.93 ^{+0.54} _{-0.08}	0.93 ^{+0.51} _{-0.07}	0.14 ^{+0.28} _{-0.11}
339	002350.0-720239	0.91	0.94	14.1 ^{+7.0} _{-3.5}	3.2 ^{+3.6} _{-1.6}	8.6 ^{+4.5} _{-2.9}	2.4 ^{+3.9} _{-1.3}	-0.57 ^{+0.43} _{-0.26}	0.45 ^{+0.37} _{-0.29}	-0.15 ^{+0.58} _{-0.49}	2.30 ^{+1.67} _{-1.92}
330	002354.6-720445	0.92	0.96	14.0 ^{+7.0} _{-3.5}	6.6 ^{+4.3} _{-2.4}	4.0 ^{+3.8} _{-1.8}	3.4 ^{+4.0} _{-1.7}	-0.09 ^{+0.49} _{-0.44}	-0.24 ^{+0.39} _{-0.34}	-0.33 ^{+0.43} _{-0.34}	1.62 ^{+1.63} _{-1.62}
231	002418.0-720618	0.91	0.94	14.0 ^{+6.9} _{-3.5}	6.8 ^{+4.3} _{-2.5}	6.1 ^{+4.1} _{-2.3}	1.0 ^{+3.5} _{-0.7}	-0.71 ^{+0.57} _{-0.24}	-0.05 ^{+0.35} _{-0.32}	-0.73 ^{+0.55} _{-0.21}	6.08 ^{+5.10} _{-6.08}
214	002428.3-720601	0.91	0.96	13.9 ^{+6.9} _{-3.5}	2.7 ^{+3.5} _{-1.4}	6.1 ^{+4.2} _{-2.3}	5.1 ^{+4.2} _{-2.1}	-0.09 ^{+0.39} _{-0.35}	0.38 ^{+0.44} _{-0.35}	0.31 ^{+0.47} _{-0.39}	0.43 ^{+0.46} _{-0.29}
246	002412.5-720521	0.91	0.94	13.9 ^{+6.8} _{-3.6}	3.4 ^{+3.6} _{-1.7}	8.4 ^{+4.4} _{-2.8}	2.0 ^{+3.8} _{-1.3}	-0.61 ^{+0.44} _{-0.27}	0.43 ^{+0.37} _{-0.31}	-0.25 ^{+0.59} _{-0.53}	100.00 ^{+100.00} _{-100.00}
337	002351.8-720411	0.91	0.96	13.8 ^{+6.9} _{-3.4}	7.4 ^{+4.4} _{-2.6}	4.8 ^{+3.9} _{-2.0}	1.6 ^{+3.7} _{-1.0}	-0.49 ^{+0.58} _{-0.37}	-0.21 ^{+0.36} _{-0.32}	-0.64 ^{+0.49} _{-0.26}	7.80 ^{+7.63} _{-7.80}
195	002415.2-720433	0.92	0.71	13.7 ^{+6.9} _{-3.5}	3.6 ^{+3.6} _{-1.8}	7.8 ^{+4.4} _{-2.7}	2.3 ^{+3.8} _{-1.3}	-0.54 ^{+0.45} _{-0.29}	0.37 ^{+0.37} _{-0.32}	-0.21 ^{+0.56} _{-0.49}	2.87 ^{+2.07} _{-2.80}
211	002430.7-720446	0.91	0.71	13.7 ^{+6.9} _{-3.5}	6.6 ^{+4.3} _{-2.4}	4.7 ^{+3.9} _{-2.0}	2.4 ^{+3.8} _{-1.4}	-0.32 ^{+0.52} _{-0.43}	-0.17 ^{+0.38} _{-0.34}	-0.46 ^{+0.47} _{-0.34}	2.29 ^{+1.84} _{-2.29}

TABLE 5 — *Continued*

W	Names CXOGLB J	f_{PSF}	f_{EXP}	Counts				Hardness Ratios			
				0.3-8.0 keV	0.3-0.8 keV	0.8-2.0 keV	2.0-8.0 keV	HR1	HR2	HR3	HR4
(1)	(2)	(3)	(4)	(5)	(6)	(7)	(8)	(9)	(10)	(11)	(12)
310	002400.7-720542	0.91	0.98	13.3 ^{+6.8} _{-3.4}	4.3 ^{+3.8} _{-1.9}	8.7 ^{+4.6} _{-2.8}	0.3 ^{+3.3} _{-0.3}	-0.94 ^{+0.52} _{-0.07}	0.34 ^{+0.35} _{-0.30}	-0.88 ^{+0.79} _{-0.15}	3.52 ^{+2.64} _{-3.52}
308	002401.2-720650	0.91	0.94	12.9 ^{+6.8} _{-3.4}	5.8 ^{+4.1} _{-2.3}	4.5 ^{+3.8} _{-2.0}	2.6 ^{+3.9} _{-1.4}	-0.27 ^{+0.52} _{-0.43}	-0.13 ^{+0.39} _{-0.37}	-0.39 ^{+0.48} _{-0.36}	3.67 ^{+3.13} _{-3.67}
258	002409.8-720348	0.91	0.94	12.6 ^{+6.8} _{-3.3}	6.4 ^{+4.2} _{-2.4}	4.1 ^{+3.8} _{-1.9}	2.1 ^{+3.8} _{-1.2}	-0.32 ^{+0.56} _{-0.43}	-0.22 ^{+0.39} _{-0.35}	-0.50 ^{+0.49} _{-0.32}	5.52 ^{+4.93} _{-5.52}
232	002417.2-720559	0.91	0.96	12.5 ^{+6.8} _{-3.2}	4.5 ^{+3.8} _{-2.0}	3.9 ^{+3.7} _{-1.8}	4.1 ^{+4.2} _{-1.8}	0.02 ^{+0.47} _{-0.41}	-0.08 ^{+0.44} _{-0.41}	-0.05 ^{+0.45} _{-0.39}	2.25 ^{+1.87} _{-2.19}
341	002349.2-720537	0.91	0.96	12.4 ^{+6.7} _{-3.4}	7.8 ^{+4.4} _{-2.7}	4.4 ^{+3.8} _{-1.5}	0.2 ^{+3.3} _{-0.4}	-0.91 ^{+0.79} _{-0.21}	-0.27 ^{+0.36} _{-0.32}	-0.95 ^{+0.57} _{-0.17}	122.23 ^{+133.25} _{-122.23}
311	002400.6-720412	0.82	0.70	12.3 ^{+6.7} _{-3.3}	2.7 ^{+3.5} _{-1.4}	8.4 ^{+4.5} _{-2.8}	1.3 ^{+3.6} _{-1.0}	-0.74 ^{+0.48} _{-0.22}	0.52 ^{+0.39} _{-0.28}	-0.36 ^{+0.71} _{-0.57}	2.57 ^{+2.09} _{-2.57}
69	002412.7-720422	0.92	0.94	12.1 ^{+6.7} _{-3.2}	8.1 ^{+4.5} _{-2.7}	3.0 ^{+3.5} _{-1.5}	1.0 ^{+3.5} _{-0.8}	-0.49 ^{+0.74} _{-0.51}	-0.47 ^{+0.38} _{-0.29}	-0.78 ^{+0.50} _{-0.20}	14.45 ^{+14.85} _{-14.45}
305	002402.0-720425	0.92	0.94	11.6 ^{+6.6} _{-3.3}	4.0 ^{+3.7} _{-1.9}	6.1 ^{+4.1} _{-2.4}	1.6 ^{+3.7} _{-1.1}	-0.59 ^{+0.53} _{-0.33}	0.21 ^{+0.40} _{-0.38}	-0.43 ^{+0.61} _{-0.47}	6.33 ^{+5.35} _{-6.33}
289	002405.1-720404	0.91	0.71	11.5 ^{+6.6} _{-3.2}	6.3 ^{+4.1} _{-2.4}	4.8 ^{+3.9} _{-2.0}	0.4 ^{+3.3} _{-0.4}	-0.85 ^{+0.72} _{-0.18}	-0.13 ^{+0.38} _{-0.35}	-0.88 ^{+0.63} _{-0.14}	4.11 ^{+3.39} _{-4.11}
240	002414.5-720653	0.92	0.94	11.5 ^{+6.6} _{-3.2}	4.2 ^{+3.5} _{-2.0}	2.9 ^{+3.5} _{-1.5}	4.3 ^{+4.2} _{-2.0}	0.19 ^{+0.48} _{-0.42}	-0.18 ^{+0.48} _{-0.42}	0.01 ^{+0.45} _{-0.42}	10.22 ^{+10.76} _{-10.22}
345	002345.9-720458	0.90	0.73	11.4 ^{+6.6} _{-3.1}	2.9 ^{+3.5} _{-1.5}	8.2 ^{+4.5} _{-2.7}	0.4 ^{+3.3} _{-0.4}	-0.91 ^{+0.54} _{-0.10}	0.48 ^{+0.39} _{-0.29}	-0.77 ^{+0.91} _{-0.30}	4.34 ^{+3.64} _{-4.34}
325	002357.7-720506	0.92	0.96	11.4 ^{+6.6} _{-3.2}	2.3 ^{+3.3} _{-1.4}	8.3 ^{+4.5} _{-2.8}	0.7 ^{+3.5} _{-0.7}	-0.84 ^{+0.51} _{-0.16}	0.56 ^{+0.39} _{-0.28}	-0.52 ^{+0.84} _{-0.59}	4.98 ^{+4.12} _{-4.98}
281	002406.1-720504	0.81	0.71	11.3 ^{+6.6} _{-3.1}	4.1 ^{+3.8} _{-1.8}	7.1 ^{+4.3} _{-2.5}	0.2 ^{+3.3} _{-0.6}	-0.96 ^{+0.61} _{-0.06}	0.27 ^{+0.38} _{-0.33}	-0.93 ^{+0.85} _{-0.10}	5.79 ^{+5.18} _{-5.79}
329	002354.9-720433	0.92	0.94	11.1 ^{+6.6} _{-3.1}	4.7 ^{+3.9} _{-2.0}	5.2 ^{+3.9} _{-2.2}	1.3 ^{+3.6} _{-0.9}	-0.60 ^{+0.59} _{-0.32}	0.05 ^{+0.40} _{-0.38}	-0.57 ^{+0.61} _{-0.34}	7.89 ^{+7.84} _{-7.89}
209	002432.6-720622	0.91	0.94	11.1 ^{+6.6} _{-3.1}	2.6 ^{+3.4} _{-1.5}	7.4 ^{+4.4} _{-2.6}	1.2 ^{+3.6} _{-0.9}	-0.73 ^{+0.52} _{-0.24}	0.49 ^{+0.41} _{-0.32}	-0.38 ^{+0.74} _{-0.61}	4.32 ^{+3.75} _{-4.32}
247	002412.2-720450	0.91	0.96	11.1 ^{+6.6} _{-3.1}	4.2 ^{+3.8} _{-1.9}	4.2 ^{+3.9} _{-1.9}	2.8 ^{+3.9} _{-1.6}	-0.20 ^{+0.52} _{-0.46}	-0.00 ^{+0.44} _{-0.41}	-0.20 ^{+0.52} _{-0.46}	2.08 ^{+1.75} _{-2.08}
327	002356.7-720450	0.92	0.96	11.1 ^{+6.5} _{-3.1}	0.2 ^{+2.7} _{-0.2}	9.6 ^{+4.6} _{-3.0}	1.3 ^{+3.6} _{-0.9}	-0.77 ^{+0.43} _{-0.18}	0.96 ^{+0.43} _{-0.05}	0.72 ^{+1.13} _{-0.49}	11.80 ^{+11.23} _{-11.80}
226	002419.7-720349	0.91	0.94	11.0 ^{+6.6} _{-3.1}	3.3 ^{+3.6} _{-1.6}	5.4 ^{+4.0} _{-2.2}	2.3 ^{+3.8} _{-1.3}	-0.40 ^{+0.51} _{-0.38}	0.24 ^{+0.43} _{-0.39}	-0.18 ^{+0.58} _{-0.50}	3.54 ^{+2.95} _{-3.54}
93	002412.1-720507	0.91	0.94	11.0 ^{+6.6} _{-3.1}	3.9 ^{+3.7} _{-1.8}	7.1 ^{+4.3} _{-2.5}	0.0 ^{+3.2} _{-0.0}	-1.00 ^{+0.63} _{-0.00}	0.29 ^{+0.38} _{-0.33}	-1.00 ^{+0.91} _{-0.00}	2.86 ^{+2.36} _{-2.86}
210	002432.3-720350	0.92	0.71	10.9 ^{+6.6} _{-3.0}	4.0 ^{+3.8} _{-1.8}	5.0 ^{+3.9} _{-2.1}	1.9 ^{+3.8} _{-1.7}	-0.45 ^{+0.55} _{-0.31}	0.10 ^{+0.42} _{-0.39}	-0.36 ^{+0.58} _{-0.78}	2.15 ^{+1.99} _{-2.15}
223	002420.9-720518	0.91	0.96	10.9 ^{+6.6} _{-3.1}	0.5 ^{+2.8} _{-0.5}	7.5 ^{+4.4} _{-2.6}	2.9 ^{+4.0} _{-1.5}	-0.43 ^{+0.43} _{-0.31}	0.87 ^{+0.49} _{-0.14}	0.70 ^{+0.78} _{-0.38}	0.42 ^{+0.49} _{-0.30}
256	002410.0-720426	0.84	0.96	10.8 ^{+6.6} _{-3.0}	4.0 ^{+3.7} _{-1.8}	6.2 ^{+4.2} _{-2.3}	0.7 ^{+3.4} _{-0.6}	-0.81 ^{+0.61} _{-0.20}	0.21 ^{+0.40} _{-0.36}	-0.72 ^{+0.74} _{-0.31}	3.24 ^{+2.73} _{-3.24}
252	002410.9-720408	0.91	0.94	10.4 ^{+6.5} _{-3.0}	6.8 ^{+4.3} _{-2.5}	2.2 ^{+3.3} _{-1.4}	1.3 ^{+3.6} _{-0.9}	-0.26 ^{+0.73} _{-0.62}	-0.50 ^{+0.43} _{-0.33}	-0.68 ^{+0.53} _{-0.25}	5.85 ^{+5.45} _{-5.85}
102	002357.6-720542	0.91	0.75	9.9 ^{+6.4} _{-2.9}	6.0 ^{+4.1} _{-2.3}	3.4 ^{+3.6} _{-1.7}	0.5 ^{+3.4} _{-0.5}	-0.76 ^{+0.83} _{-0.31}	-0.29 ^{+0.41} _{-0.37}	-0.86 ^{+0.64} _{-0.16}	18.93 ^{+19.35} _{-18.93}
236	002415.5-720221	0.91	0.94	9.8 ^{+6.4} _{-3.0}	6.5 ^{+4.2} _{-2.4}	3.3 ^{+3.6} _{-1.7}	0.0 ^{+3.2} _{-0.0}	-1.00 ^{+0.38} _{-0.00}	-0.32 ^{+0.67} _{-0.36}	-1.00 ^{+0.67} _{-0.00}	100.00 ^{+100.00} _{-100.00}
94	002411.8-720514	0.81	0.94	9.2 ^{+6.3} _{-2.8}	1.9 ^{+3.2} _{-1.2}	6.7 ^{+4.2} _{-2.4}	0.6 ^{+3.4} _{-0.6}	-0.83 ^{+0.59} _{-0.18}	0.56 ^{+0.45} _{-0.32}	-0.52 ^{+0.92} _{-0.66}	5.23 ^{+4.79} _{-5.23}
268	002407.6-720329	0.91	0.94	9.1 ^{+6.4} _{-2.7}	1.5 ^{+3.1} _{-1.1}	4.0 ^{+3.7} _{-1.8}	3.6 ^{+4.1} _{-1.7}	-0.06 ^{+0.48} _{-0.43}	0.45 ^{+0.57} _{-0.44}	0.40 ^{+0.60} _{-0.48}	0.91 ^{+1.01} _{-0.84}
224	002420.4-720722	0.90	0.94	9.1 ^{+6.4} _{-2.7}	1.3 ^{+3.1} _{-1.1}	4.2 ^{+3.7} _{-1.8}	3.8 ^{+4.1} _{-1.7}	-0.49 ^{+0.59} _{-0.40}	-0.49 ^{+0.59} _{-0.40}	-0.01 ^{+0.48} _{-0.42}	0.53 ^{+0.83} _{-0.50}
291	002405.1-720515	0.85	0.94	8.8 ^{+6.3} _{-2.8}	4.6 ^{+3.8} _{-2.0}	1.3 ^{+3.7} _{-1.8}	0.0 ^{+3.2} _{-0.0}	1.00 ^{+0.87} _{-0.00}	-0.05 ^{+0.42} _{-0.41}	-1.00 ^{+0.82} _{-0.00}	100.00 ^{+100.00} _{-100.00}
237	002415.3-720450	0.92	0.94	8.7 ^{+6.3} _{-2.7}	3.7 ^{+3.7} _{-1.7}	5.1 ^{+4.0} _{-2.0}	0.0 ^{+3.2} _{-0.0}	-1.00 ^{+0.78} _{-0.00}	0.16 ^{+0.43} _{-0.39}	-1.00 ^{+0.94} _{-0.00}	3.20 ^{+3.20} _{-3.20}
331	002354.5-720355	0.91	0.96	8.6 ^{+6.3} _{-2.7}	5.6 ^{+4.1} _{-2.2}	2.1 ^{+3.3} _{-1.3}	0.9 ^{+3.5} _{-0.8}	-0.39 ^{+0.81} _{-0.68}	-0.45 ^{+0.47} _{-0.38}	-0.71 ^{+0.61} _{-0.28}	100.00 ^{+100.00} _{-100.00}
278	002406.6-720542	0.85	0.96	8.5 ^{+6.3} _{-2.6}	2.9 ^{+3.5} _{-1.5}	4.4 ^{+3.8} _{-1.9}	1.2 ^{+3.6} _{-0.8}	-0.57 ^{+0.63} _{-0.35}	0.21 ^{+0.48} _{-0.42}	-0.40 ^{+0.71} _{-0.49}	1.40 ^{+1.49} _{-1.40}
194	002427.5-720626	0.92	0.94	8.3 ^{+6.2} _{-2.7}	5.5 ^{+4.0} _{-2.3}	2.0 ^{+3.3} _{-1.2}	0.8 ^{+3.5} _{-0.7}	-0.42 ^{+0.84} _{-0.64}	-0.46 ^{+0.48} _{-0.36}	-0.73 ^{+0.62} _{-0.27}	4.82 ^{+4.57} _{-4.82}
271	002407.5-720620	0.92	0.71	8.3 ^{+6.2} _{-2.7}	1.6 ^{+3.2} _{-1.1}	6.5 ^{+4.2} _{-2.4}	0.2 ^{+3.3} _{-0.6}	-0.95 ^{+0.65} _{-0.06}	0.60 ^{+0.47} _{-0.31}	-0.82 ^{+1.18} _{-0.38}	6.93 ^{+6.78} _{-6.93}
217	002423.9-720414	0.92	0.96	8.1 ^{+6.3} _{-2.5}	0.7 ^{+3.2} _{-0.6}	3.1 ^{+3.5} _{-1.6}	4.4 ^{+4.3} _{-1.9}	0.18 ^{+0.48} _{-0.41}	0.65 ^{+0.74} _{-0.41}	0.74 ^{+0.64} _{-0.28}	0.60 ^{+0.92} _{-0.60}
241	002414.2-720308	0.91	0.94	7.9 ^{+6.1} _{-2.7}	0.0 ^{+2.6} _{-0.0}	0.4 ^{+2.8} _{-0.4}	7.5 ^{+4.7} _{-2.6}	0.90 ^{+0.50} _{-0.11}	1.00 ^{+0.00} _{-0.97}	1.00 ^{+0.00} _{-0.60}	0.05 ^{+0.37} _{-0.05}
220	002421.7-720252	0.91	0.94	7.9 ^{+6.2} _{-2.5}	4.2 ^{+3.7} _{-1.9}	2.0 ^{+3.3} _{-1.2}	1.8 ^{+3.7} _{-1.1}	-0.05 ^{+0.68} _{-0.61}	-0.36 ^{+0.53} _{-0.43}	-0.40 ^{+0.59} _{-0.42}	5.77 ^{+6.31} _{-5.77}
314	002400.2-720403	0.92	0.96	7.6 ^{+6.2} _{-2.4}	0.4 ^{+2.8} _{-0.4}	1.9 ^{+3.2} _{-1.2}	5.3 ^{+4.5} _{-2.1}	0.47 ^{+0.50} _{-0.38}	0.64 ^{+0.92} _{-0.55}	0.85 ^{+0.61} _{-0.17}	0.44 ^{+0.78} _{-0.44}
343	002347.9-720607	0.91	0.94	7.6 ^{+6.2} _{-2.5}	2.3 ^{+3.3} _{-1.4}	1.8 ^{+3.2} _{-1.2}	3.5 ^{+4.1} _{-1.7}	0.32 ^{+0.58} _{-0.50}	-0.11 ^{+0.63} _{-0.66}	0.22 ^{+0.55} _{-0.50}	0.00 ^{+0.50} _{-0.00}
318	002358.8-720423	0.92	0.96	7.6 ^{+6.1} _{-2.5}	1.8 ^{+3.2} _{-1.1}	5.1 ^{+3.9} _{-2.0}	0.6 ^{+3.4} _{-0.6}	-0.78 ^{+0.67} _{-0.24}	0.47 ^{+0.51} _{-0.36}	-0.49 ^{+0.91} _{-0.63}	4.35 ^{+4.44} _{-4.35}
264	002408.2-720419	0.92	0.96	7.3 ^{+6.2} _{-2.3}	1.0 ^{+3.0} _{-0.8}	2.3 ^{+3.4} _{-1.3}	4.0 ^{+4.2} _{-1.8}	0.26 ^{+0.53} _{-0.44}	0.38 ^{+0.72} _{-0.57}	0.59 ^{+0.62} _{-0.37}	0.59 ^{+0.83} _{-0.53}
212	002430.6-720532	0.91	0.96	7.1 ^{+6.1} _{-2.4}	3.2 ^{+3.6} _{-1.6}	3.6 ^{+3.6} _{-1.8}	0.3 ^{+3.3} _{-0.3}	-0.84 ^{+0.85} _{-0.21}	0.06 ^{+0.49} _{-0.47}	-0.82 ^{+0.89} _{-0.23}	16.82 ^{+20.00} _{-16.82}

TABLE 5 — *Continued*

W	Names CXOGLB J	f_{PSF}	f_{EXP}	Counts 0.3-8.0 keV (5)	Hardness Ratios						
					0.3-0.8 keV (6)	0.8-2.0 keV (7)	2.0-8.0 keV (8)	HR1 (9)	HR2 (10)	HR3 (11)	HR4 (12)
230	002418.5-720606	0.91	0.94	$6.3^{+6.0}_{-2.2}$	$1.3^{+3.1}_{-1.0}$	$4.2^{+3.8}_{-1.9}$	$0.8^{+3.5}_{-0.6}$	$-0.70^{+0.71}_{-0.29}$	$0.52^{+0.57}_{-0.41}$	$-0.28^{+0.91}_{-0.82}$	$3.46^{+3.79}_{-3.46}$
332	002354.0-720415	0.91	0.96	$6.0^{+6.0}_{-2.1}$	$1.6^{+3.2}_{-1.1}$	$2.9^{+3.5}_{-1.5}$	$1.5^{+3.7}_{-1.0}$	$-0.30^{+0.67}_{-0.52}$	$0.27^{+0.62}_{-0.53}$	$-0.03^{+0.73}_{-0.67}$	$1.75^{+2.09}_{-1.75}$
234	002416.1-720338	0.92	0.94	$5.9^{+5.9}_{-2.1}$	$0.4^{+2.8}_{-0.4}$	$1.7^{+3.2}_{-1.1}$	$3.8^{+4.1}_{-1.8}$	$0.38^{+0.57}_{-0.46}$	$0.59^{+0.94}_{-0.61}$	$0.79^{+0.72}_{-0.26}$	$0.11^{+0.55}_{-0.11}$
215	002426.9-720241	0.91	0.94	$5.8^{+5.9}_{-9.0}$	$0.6^{+2.9}_{-0.6}$	$1.2^{+3.0}_{-0.9}$	$4.0^{+4.2}_{-9.0}$	$0.54^{+0.60}_{-1.15}$	$0.33^{+0.92}_{-0.95}$	$0.74^{+0.67}_{-0.59}$	$0.30^{+0.77}_{-0.30}$
208	002432.6-720311	0.91	0.94	$5.6^{+5.9}_{-2.0}$	$2.3^{+3.3}_{-1.4}$	$1.8^{+3.2}_{-1.1}$	$1.5^{+3.7}_{-1.0}$	$-0.07^{+0.73}_{-0.63}$	$-0.13^{+0.63}_{-0.62}$	$-0.20^{+0.69}_{-0.60}$	$0.98^{+1.37}_{-0.98}$
300	002403.6-720657	0.91	0.70	$5.6^{+5.9}_{-2.0}$	$0.5^{+2.8}_{-0.5}$	$3.9^{+3.7}_{-1.8}$	$1.1^{+3.6}_{-0.7}$	$-0.55^{+0.67}_{-0.34}$	$0.77^{+0.70}_{-0.28}$	$0.37^{+0.97}_{-0.73}$	$2.50^{+3.01}_{-2.50}$
225	002420.1-720306	0.91	0.94	$4.7^{+5.8}_{-1.9}$	$2.8^{+3.5}_{-1.5}$	$1.3^{+3.1}_{-1.0}$	$0.6^{+3.4}_{-0.6}$	$-0.34^{+0.95}_{-0.91}$	$-0.37^{+0.65}_{-0.56}$	$-0.63^{+0.83}_{-0.44}$	$2.78^{+5.59}_{-2.78}$

NOTE. — Additional properties of the 47 Tuc X-ray sources, from the 2002 dataset. See § 2.3 for details.

TABLE 6
ROSAT Flux Estimates and Variability

	<i>Chandra</i> names	ROSAT name	Class	ROSAT L_x	Variable?
W46	002403.4-720451	X7	qLX	1450.4±80.6	-
W42	002404.2-720458	X9	CV	919.7±68.7	T,V,D,H,Y
W58	002400.9-720453	X5	qLX	1076.8±56.8	T,D,H,Y
W27	002406.3-720443	X10	CV	236.1±25.1	T,V,D,H
W56	002402.1-720542	X6	CV	77.9±11.9	D,H,Y
W1	002416.9-720427	-	CV	<31.7	T,H?,Y
W2	002415.8-720436	X13	CV	31.7±7.9	D,H,Y
W125	002353.9-720350	X4	qLX?	64.7±11.9	D?,H
W25	002407.1-720545	X11	CV	51.5±10.6	D
W30	002406.0-720456	X19	CV	153.1±19.8	T,D,Y

NOTE. — X-ray sources detected by ROSAT in 47 Tuc, and one X-ray source detected by *Chandra* (W1) which would have been detected by ROSAT if it had been at its 2002 flux level in the 1990s. ROSAT 0.5-2.5 keV X-ray luminosities, in units of 10^{30} ergs s^{-1} , are derived from the source counts of Verbunt & Hasinger (1998) assuming a 2 keV Raymond-Smith thermal plasma spectrum with the cluster absorption column and a distance of 4.85 kpc. T indicates sources which varied between the 1990s and 2002 (timescale of tens of years), while V indicates sources which varied during the 1990s (Verbunt & Hasinger 1998). D, H, and Y indicate variability within the 2002 observations, or between the 2000 and 2002 observations (see Table 2).

TABLE 7
 Spectral Fits to 47 Tuc Sources

W	Names CXOGLB J	Counts 0.3-8 keV	N_H 10^{20} cm $^{-2}$	kT keV	EM 10^{54} cm $^{-3}$	$L_{X,abs}$ (10^{30} ergs s $^{-1}$)	$L_{X,unabs}$ (10^{30} ergs s $^{-1}$)	χ^2_ν	Notes
(1)	(2)	(3)	(4)	(5)	(6)	(7)	(8)	(9)	(10)
46	002403.4-720451	33887.0	1.3	1.1	150.56	1238.82	1284.00	17.61/195	-
42	002404.2-720458	19486.9	1.3	6.2	85.59	1076.15	1095.00	8.89/378	DHY
58	002400.9-720453	11692.0	4.7	1.3	64.58	491.86	550.59	4.41/169	DHY
27	002406.3-720443	5463.6	1.3	1.9	18.28	163.13	167.66	13.08/144	DH
47	002403.4-720505	2878.3	$11.8^{+1.2}_{-1.2}$	$9.0^{+1.4}_{-1.1}$	$18.02^{+0.48}_{-0.47}$	$211.18^{+6.71}_{-10.51}$	238.50	1.09/174	DHY
56	002402.1-720542	2806.8	$10.5^{+1.0}_{-1.0}$	$6.8^{+0.8}_{-0.8}$	$16.88^{+0.46}_{-0.45}$	$193.56^{+8.94}_{-11.48}$	218.00	1.12/170	DHY
1	002416.9-720427	1955.0	$10.8^{+1.1}_{-1.1}$	$5.2^{+0.6}_{-0.6}$	$11.42^{+0.39}_{-0.39}$	$124.17^{+6.98}_{-6.49}$	141.65	1.24/133	H?Y
2	002415.8-720436	1860.6	$15.5^{+1.6}_{-1.5}$	$9.4^{+1.9}_{-1.3}$	$12.34^{+0.41}_{-0.39}$	$140.93^{+5.33}_{-9.99}$	163.79	1.12/132	DHY
51	002402.8-720449	1518.3	$4.8^{+1.1}_{-1.1}$	$5.7^{+1.0}_{-0.7}$	$8.51^{+0.33}_{-0.32}$	$100.78^{+5.92}_{-6.74}$	107.24	0.97/108	DHY
45	002403.7-720423	1422.1	$8.2^{+1.2}_{-1.2}$	$4.3^{+0.5}_{-0.5}$	$8.11^{+0.35}_{-0.34}$	$86.37^{+4.13}_{-5.63}$	96.50	1.25/105	DH
125	002353.9-720350	1326.4	1.3	1.6	5.41	45.85	47.24	3.91/78	D?H
37	002404.9-720451	1251.2	1.3	1.3	5.82	47.97	49.56	2.37/79	DHY
25	002407.1-720545	1107.8	$6.5^{+1.5}_{-1.4}$	$5.2^{+0.9}_{-0.8}$	$6.10^{+0.29}_{-0.28}$	$69.62^{+4.99}_{-5.97}$	75.77	1.09/83	D
30	002406.0-720456	969.0	$1.3^{+1.1}_{-0.0}$	$6.8^{+1.3}_{-1.2}$	$4.95^{+0.19}_{-0.17}$	$62.90^{+4.02}_{-5.11}$	63.98	0.90/73	DY
17	002408.3-720431	908.3	1.3	2.0	3.78	34.47	35.40	3.77/62	-
64	002357.6-720502	884.9	$1.3^{+0.7}_{-0.0}$	$13.9^{+4.6}_{-4.3}$	$4.52^{+0.21}_{-0.19}$	$59.07^{+4.48}_{-9.24}$	59.94	1.03/71	DH?
23	002407.8-720441	743.1	$13.6^{+2.3}_{-2.1}$	$2.4^{+0.2}_{-0.2}$	$5.82^{+0.40}_{-0.39}$	$46.74^{+3.79}_{-4.36}$	58.00	1.05/56	HY
53	002402.5-720511	733.2	$2.0^{+1.7}_{-0.7}$	$12.8^{+8.7}_{-3.4}$	$3.88^{+0.27}_{-0.21}$	$50.43^{+4.39}_{-8.70}$	51.60	0.87/57	Y
8	002410.7-720425	711.8	$69.4^{+7.7}_{-6.2}$	$79.9^{+0.0}_{-23.7}$	$10.22^{+0.32}_{-0.74}$	$77.02^{+52.54}_{-77.01}$	106.07	1.11/63	Y
36	002404.9-720455	670.8	401.8	49.9	23.51	118.35	266.43	2.39/60	D?H?
32	002405.6-720449	614.8	$1.3^{+0.2}_{-0.0}$	$2.7^{+0.4}_{-0.4}$	$3.38^{+0.15}_{-0.15}$	$34.21^{+2.25}_{-4.75}$	35.02	1.60/48	DH
114	002419.3-720334	556.0	$1.3^{+1.4}_{-0.0}$	$4.2^{+0.9}_{-0.7}$	$2.67^{+0.16}_{-0.22}$	$31.08^{+2.16}_{-3.47}$	31.70	0.98/44	DY
24	002407.3-720449	438.0	$4.8^{+2.2}_{-1.2}$	$1.9^{+0.3}_{-0.3}$	$3.53^{+0.23}_{-0.28}$	$29.63^{+3.25}_{-4.30}$	32.60	1.25/33	DHYc
15	002408.4-720500	436.1	$54.6^{+8.3}_{-6.5}$	$79.9^{+0.0}_{-38.4}$	$6.12^{+0.41}_{-0.70}$	$48.04^{+26.61}_{-48.03}$	63.48	0.88/39	-
20	002407.9-720454	385.7	$9.1^{+2.7}_{-2.5}$	$2.6^{+0.4}_{-0.3}$	$2.50^{+0.23}_{-0.22}$	$22.17^{+3.47}_{-3.19}$	25.68	0.99/31	-
122	002403.8-720621	381.4	$4.8^{+2.4}_{-2.2}$	$5.7^{+2.0}_{-1.4}$	$2.02^{+0.16}_{-0.15}$	$23.96^{+1.94}_{-4.21}$	25.49	1.13/30	D
117	002413.7-720302	342.7	$6.0^{+2.8}_{-2.4}$	$3.8^{+1.1}_{-0.8}$	$1.94^{+0.20}_{-0.17}$	$20.56^{+2.63}_{-2.78}$	22.44	1.08/29	-
44	002403.6-720459	338.8	$1.3^{+1.6}_{-0.0}$	$11.6^{+7.7}_{-6.2}$	$1.93^{+0.16}_{-0.14}$	$25.33^{+1.75}_{-6.25}$	25.72	1.00/30	Y
29	002406.0-720449	305.2	$1.3^{+0.5}_{-0.0}$	$6.5^{+4.4}_{-2.1}$	$1.70^{+0.11}_{-0.11}$	$21.46^{+2.77}_{-6.95}$	21.83	1.92/24	-
113	002425.8-720703	286.2	$2.5^{+2.0}_{-1.2}$	$1.8^{+0.3}_{-0.2}$	$1.52^{+0.13}_{-0.13}$	$13.04^{+1.37}_{-1.75}$	13.73	1.31/23	H?
41	002404.7-720501	284.5	$1.3^{+2.4}_{-0.0}$	$79.9^{+0.0}_{-50.6}$	$2.31^{+0.17}_{-0.48}$	$23.69^{+17.73}_{-23.57}$	23.98	0.85/26	-
21	002407.3-720527	268.4	$1.3^{+0.9}_{-0.0}$	$2.9^{+0.8}_{-0.5}$	$1.39^{+0.09}_{-0.09}$	$14.49^{+1.05}_{-3.17}$	14.82	1.04/21	DH
120	002411.0-720620	255.9	$1.4^{+2.7}_{-0.1}$	$9.5^{+9.2}_{-1.5}$	$1.35^{+0.12}_{-0.09}$	$17.68^{+2.55}_{-3.79}$	17.98	0.85/21	-
34	002405.2-720446	249.3	$1.3^{+0.4}_{-0.0}$	$2.0^{+0.4}_{-0.3}$	$1.58^{+0.11}_{-0.11}$	$14.38^{+1.61}_{-2.58}$	14.77	1.35/20	-
16	002408.2-720435	231.4	$1.3^{+2.5}_{-0.0}$	$27.1^{+52.8}_{-15.1}$	$1.50^{+0.44}_{-0.21}$	$18.52^{+6.62}_{-18.44}$	18.77	0.86/19	DY
77	002403.9-720442	222.4	$1.3^{+2.1}_{-0.0}$	$0.6^{+0.0}_{-0.0}$	$0.97^{+0.10}_{-0.07}$	$8.17^{+0.50}_{-2.43}$	8.57	1.86/17	c
106	002403.7-720456	213.5	$1.3^{+0.6}_{-0.0}$	$1.7^{+0.3}_{-0.2}$	$1.19^{+0.09}_{-0.09}$	$10.24^{+1.58}_{-2.29}$	10.54	1.96/18	c
43	002404.2-720443	206.0	$7.4^{+3.9}_{-3.4}$	$3.3^{+1.0}_{-0.7}$	$1.45^{+0.19}_{-0.18}$	$14.38^{+1.94}_{-2.88}$	16.09	1.17/17	Dc
118	002411.5-720224	205.2	$6.2^{+3.5}_{-3.2}$	$5.5^{+3.4}_{-1.8}$	$1.09^{+0.13}_{-0.11}$	$12.67^{+2.20}_{-3.09}$	13.71	1.58/16	D?
290	002405.1-720435	201.5	$2.0^{+2.5}_{-0.7}$	$2.2^{+1.0}_{-0.5}$	$1.17^{+0.13}_{-0.12}$	$10.82^{+2.23}_{-2.37}$	11.26	1.13/16	Y
39	002404.6-720453	201.4	$1.3^{+1.0}_{-0.0}$	$0.8^{+0.1}_{-0.1}$	$0.88^{+0.07}_{-0.07}$	$7.37^{+0.65}_{-2.39}$	7.68	1.92/18	Dc
26	002406.8-720512	178.9	$9.5^{+3.7}_{-3.1}$	$1.5^{+0.2}_{-0.1}$	$1.19^{+0.14}_{-0.13}$	$8.30^{+1.28}_{-1.57}$	10.17	1.12/14	H
65	002353.4-720511	175.2	1.3	2.2	0.79	7.34	7.54	2.65/13	-
54	002402.5-720444	171.3	$4.9^{+3.4}_{-2.9}$	$1.3^{+0.2}_{-0.1}$	$1.02^{+0.13}_{-0.12}$	$7.75^{+1.70}_{-1.54}$	8.70	0.93/14	H
3	002415.1-720443	158.9	1.3	1.0	0.71	5.86	6.08	2.35/12	-
126	002344.8-720602	158.6	$82.3^{+21.7}_{-13.3}$	$6.7^{+7.0}_{-2.4}$	$2.14^{+0.60}_{-0.33}$	$17.05^{+1.94}_{-11.29}$	27.61	1.21/13	-
63	002359.4-720358	158.5	1.3	2.9	0.73	7.51	7.68	2.06/12	-
19	002407.9-720439	152.6	1.3	1.4	0.82	6.74	6.96	2.08/10	-
147	002352.2-720723	144.5	$13.3^{+5.8}_{-4.3}$	$2.9^{+0.7}_{-0.6}$	$1.01^{+0.18}_{-0.14}$	$8.87^{+1.76}_{-2.18}$	10.78	0.92/11	-
140	002409.2-720543	144.2	$1.3^{+2.5}_{-0.0}$	$7.8^{+6.9}_{-2.7}$	$0.73^{+0.07}_{-0.06}$	$9.44^{+1.50}_{-4.50}$	9.59	0.94/11	D
33	002405.3-720421	143.3	39.3	79.9	1.62	13.43	16.87	2.44/11	-
40	002404.6-720434	140.1	1.3	0.5	0.60	4.87	5.14	2.14/10	-
168	002406.0-720346	140.0	$8.1^{+5.2}_{-4.0}$	$1.1^{+0.2}_{-0.1}$	$0.84^{+0.14}_{-0.12}$	$5.82^{+1.25}_{-1.33}$	7.15	1.31/10	H?Y
198	002407.6-720450	138.6	1.3	1.4	0.90	7.42	7.66	2.31/10	D?c
72	002410.4-720459	134.2	$1.3^{+1.2}_{-0.0}$	$1.5^{+0.3}_{-0.3}$	$0.72^{+0.07}_{-0.06}$	$6.03^{+0.82}_{-1.82}$	6.21	0.83/10	-
251	002411.0-720444	129.4	$7.4^{+4.5}_{-5.4}$	$1.8^{+0.9}_{-0.3}$	$0.89^{+0.13}_{-0.16}$	$6.86^{+0.86}_{-1.54}$	7.96	1.19/9	DHY
38	002404.8-720446	128.4	$1.3^{+4.2}_{-0.0}$	$0.9^{+0.2}_{-0.1}$	$0.65^{+0.11}_{-0.06}$	$5.43^{+0.64}_{-1.82}$	5.65	1.87/9	DH?
7	002411.1-720520	127.5	1.3	0.4	0.51	3.94	4.19	3.12/8	-
57	002401.3-720445	126.1	$1.3^{+3.2}_{-0.0}$	$3.3^{+1.2}_{-0.9}$	$0.69^{+0.10}_{-0.06}$	$7.44^{+1.01}_{-2.55}$	7.60	0.70/10	DH?

TABLE 7 — *Continued*

W	Names CXOGLB J	Counts 0.3-8 keV	N_H 10^{20} cm $^{-2}$	kT keV	VMEKAL Fits EM 10^{54} cm $^{-3}$	$L_{X,abs}$ (10^{30} ergs s $^{-1}$)	$L_{X,unabs}$ (10^{30} ergs s $^{-1}$)	χ^2_ν	Notes
(1)	(2)	(3)	(4)	(5)	(6)	(7)	(8)	(9)	(10)
143	002401.6-720257	116.7	15.4 $^{+6.7}_{-5.0}$	1.5 $^{+0.3}_{-0.2}$	0.98 $^{+0.17}_{-0.14}$	6.28 $^{+1.16}_{-1.63}$	8.48	0.55/8	Y
73	002407.2-720457	115.9	4.7 $^{+4.0}_{-3.3}$	1.3 $^{+0.2}_{-0.3}$	0.65 $^{+0.10}_{-0.09}$	4.95 $^{+1.09}_{-1.17}$	5.54	1.36/9	-
262	002408.5-720535	107.2	1.3	1.6	0.53	4.53	4.67	2.07/7	Y
28	002406.0-720501	106.8	1.3 $^{+3.9}_{-0.0}$	0.6 $^{+0.0}_{-0.1}$	0.43 $^{+0.08}_{-0.05}$	3.60 $^{+0.00}_{-2.09}$	3.78	1.86/8	-
10	002410.0-720441	105.5	1.3	3.2	0.49	5.29	5.41	2.42/7	H?
340	002349.2-720351	103.7	13.2 $^{+6.9}_{-6.6}$	6.8 $^{+12.5}_{-2.9}$	0.69 $^{+0.12}_{-0.10}$	7.77 $^{+1.19}_{-4.41}$	8.97	1.17/7	-
66	002415.9-720451	99.6	1.3 $^{+0.9}_{-0.0}$	1.0 $^{+0.1}_{-0.2}$	0.44 $^{+0.05}_{-0.05}$	3.60 $^{+0.54}_{-1.25}$	3.74	1.60/6	-
59	002400.6-720554	98.8	1.3 $^{+1.4}_{-0.0}$	10.7 $^{+24.9}_{-5.1}$	0.56 $^{+0.12}_{-0.07}$	7.37 $^{+0.90}_{-5.44}$	7.48	1.06/7	-
52	002402.6-720538	98.0	1.3 $^{+2.5}_{-0.0}$	1.9 $^{+0.6}_{-0.4}$	0.52 $^{+0.06}_{-0.06}$	4.63 $^{+0.98}_{-1.29}$	4.76	1.69/6	-
265	002408.1-720447	97.2	1.3 $^{+1.4}_{-0.0}$	1.2 $^{+0.2}_{-0.2}$	0.50 $^{+0.06}_{-0.06}$	4.13 $^{+0.50}_{-1.60}$	4.27	0.93/6	c
67	002413.8-720443	97.2	1.3	1.6	0.46	3.91	4.03	2.67/6	-
243	002413.7-720334	95.7	3.2 $^{+3.8}_{-1.9}$	1.3 $^{+0.9}_{-0.2}$	0.52 $^{+0.09}_{-0.08}$	4.08 $^{+1.20}_{-1.66}$	4.41	1.39/7	D
121	002405.1-720604	95.1	1.3	0.4	0.39	3.02	3.21	2.49/6	-
90	002350.6-720541	90.2	1.3	4.9	0.38	4.62	4.71	3.28/6	-
293	002404.9-720454	90.1	3.7 $^{+4.2}_{-2.4}$	1.9 $^{+0.7}_{-0.3}$	0.93 $^{+0.15}_{-0.15}$	7.83 $^{+1.97}_{-2.69}$	8.45	1.24/6	Yc
11	002409.8-720359	88.0	4.1 $^{+5.3}_{-2.8}$	1.0 $^{+0.1}_{-0.2}$	0.47 $^{+0.09}_{-0.08}$	3.61 $^{+0.79}_{-1.43}$	4.05	0.38/6	H?
18	002408.1-720513	87.2	9.9	0.6	0.51	3.10	4.44	2.11/5	-
31	002405.6-720504	87.1	6.1 $^{+5.5}_{-4.7}$	1.7 $^{+0.7}_{-0.3}$	0.63 $^{+0.11}_{-0.10}$	4.96 $^{+1.32}_{-1.29}$	5.62	0.28/6	DH
75	002406.3-720452	87.0	1.3 $^{+3.1}_{-0.0}$	1.3 $^{+0.4}_{-0.3}$	0.57 $^{+0.08}_{-0.07}$	4.74 $^{+0.69}_{-1.80}$	4.89	1.60/5	D?c
201	002407.0-720442	86.8	1.3 $^{+2.5}_{-0.0}$	7.2 $^{+9.5}_{-3.4}$	0.46 $^{+0.06}_{-0.05}$	5.87 $^{+1.13}_{-3.21}$	5.97	0.49/6	c
248	002412.0-720512	85.2	1.3 $^{+1.3}_{-0.0}$	2.8 $^{+1.8}_{-0.9}$	0.49 $^{+0.06}_{-0.06}$	4.99 $^{+0.58}_{-2.25}$	5.10	1.38/5	Y
4	002413.4-720451	83.4	9.4 $^{+5.4}_{-4.8}$	1.4 $^{+0.5}_{-0.2}$	0.61 $^{+0.10}_{-0.10}$	4.22 $^{+1.21}_{-1.55}$	5.19	0.69/5	-
200	002407.1-720507	83.3	1.3	0.8	0.33	2.80	2.92	2.42/5	H?
50	002403.0-720426	78.4	3.9	5.4	0.41	4.90	5.16	2.13/5	-
14	002408.7-720507	77.8	1.3 $^{+4.0}_{-0.0}$	1.0 $^{+0.3}_{-0.3}$	0.37 $^{+0.06}_{-0.04}$	3.06 $^{+0.33}_{-1.66}$	3.17	1.12/5	D?
61	002359.9-720504	76.7	1.3 $^{+3.6}_{-0.0}$	1.3 $^{+0.3}_{-0.2}$	0.40 $^{+0.06}_{-0.05}$	3.34 $^{+0.82}_{-1.29}$	3.45	1.25/5	-
74	002406.7-720406	74.1	1.3	0.4	0.32	2.46	2.62	2.73/4	-
71	002410.6-720516	74.1	1.3 $^{+1.6}_{-0.0}$	2.2 $^{+0.8}_{-0.5}$	0.39 $^{+0.05}_{-0.05}$	3.66 $^{+0.36}_{-1.54}$	3.76	1.95/4	H
132	002434.9-720501	72.8	416.0 $^{+108.0}_{-88.0}$	79.9 $^{+0.0}_{-58.3}$	2.92 $^{+0.52}_{-0.64}$	13.53 $^{+25.78}_{-13.53}$	30.33	1.29/4	-
351	002406.3-720439	69.7	1.3 $^{+1.8}_{-0.0}$	11.5 $^{+68.4}_{-7.3}$	0.39 $^{+0.20}_{-0.06}$	5.07 $^{+1.21}_{-5.02}$	5.14	1.16/5	-
104	002416.4-720425	69.6	1.3 $^{+1.3}_{-0.0}$	1.4 $^{+0.3}_{-0.2}$	0.38 $^{+0.05}_{-0.05}$	3.12 $^{+0.71}_{-1.02}$	3.22	1.20/4	-
13	002409.1-720428	69.4	1.3	1.7	0.33	2.88	2.96	2.99/4	-
83	002400.9-720414	69.0	1.3	2.4	0.35	3.39	3.47	2.45/4	c
160	002428.9-720256	66.0	1.3	1.5	0.34	2.87	2.96	2.02/3	-
107	002354.4-720530	63.5	1.3 $^{+4.1}_{-0.0}$	0.8 $^{+0.2}_{-0.1}$	0.28 $^{+0.05}_{-0.04}$	2.38 $^{+0.01}_{-1.17}$	2.48	0.68/3	-
82	002401.4-720441	63.5	1.3	0.5	0.26	2.08	2.20	2.81/3	-
84	002400.3-720546	63.5	1.3	1.2	0.28	2.34	2.42	2.92/3	-
263	002408.3-720433	62.2	1.3	0.3	0.30	2.23	2.40	4.27/3	-
202	002405.0-720443	61.6	1.3	0.5	0.28	2.28	2.41	2.02/4	c
253	002410.9-720505	59.8	1.3	0.3	0.22	1.64	1.75	5.05/3	-
6	002411.6-720503	58.4	1.3	1.3	0.29	2.41	2.49	3.90/2	H?
238	002415.2-720456	57.6	1.3 $^{+5.5}_{-0.0}$	1.0 $^{+0.5}_{-0.2}$	0.29 $^{+0.06}_{-0.04}$	2.43 $^{+0.41}_{-1.38}$	2.52	0.98/3	H?
307	002401.3-720448	56.8	1.3 $^{+5.3}_{-0.0}$	1.3 $^{+0.5}_{-0.2}$	0.33 $^{+0.07}_{-0.05}$	2.72 $^{+0.72}_{-1.19}$	2.81	1.19/3	H?c
166	002415.7-720307	55.8	1.5 $^{+6.3}_{-0.2}$	1.8 $^{+1.1}_{-0.4}$	0.33 $^{+0.08}_{-0.05}$	2.93 $^{+0.92}_{-1.26}$	3.03	0.12/2	-
5	002412.6-720440	55.7	57.6 $^{+14.8}_{-24.6}$	0.1 $^{+0.0}_{-0.2}$	29.05 $^{+195.71}_{-58.09}$	2.24 $^{+40.72}_{-2.22}$	115.68	1.40/2	-
48	002403.2-720429	55.5	1.3 $^{+5.4}_{-0.0}$	1.7 $^{+0.7}_{-0.5}$	0.32 $^{+0.07}_{-0.05}$	2.75 $^{+0.72}_{-0.79}$	2.83	1.71/3	D
142	002404.1-720420	54.2	1.3	3.3	0.27	2.91	2.98	2.44/3	-
279	002406.5-720451	53.6	1.3	1.3	0.31	2.53	2.62	3.56/2	c
62	002359.3-720448	53.6	1.3	1.6	0.29	2.41	2.49	2.73/2	-
184	002410.6-720529	51.2	1.3 $^{+2.8}_{-0.0}$	1.6 $^{+1.0}_{-0.4}$	0.29 $^{+0.04}_{-0.04}$	2.47 $^{+0.46}_{-1.12}$	2.54	0.92/2	DH
347	002341.3-720402	49.9	1.3	4.4	0.26	3.00	3.06	2.44/2	-
205	002400.4-720448	49.8	4.2 $^{+9.5}_{-2.9}$	0.9 $^{+0.1}_{-0.2}$	0.26 $^{+0.09}_{-0.06}$	2.03 $^{+0.65}_{-1.38}$	2.30	1.54/3	-
283	002406.1-720451	49.4	4.0 $^{+9.9}_{-2.7}$	1.2 $^{+0.4}_{-0.7}$	0.39 $^{+0.10}_{-0.08}$	2.98 $^{+0.99}_{-1.44}$	3.30	1.20/2	H?c
9	002410.5-720506	48.6	9.7	0.6	0.28	1.74	2.45	2.23/2	-
85	002359.3-720438	48.4	1.3 $^{+18.3}_{-0.0}$	0.4 $^{+0.1}_{-0.1}$	0.23 $^{+0.23}_{-0.04}$	1.80 $^{+-0.44}_{-1.80}$	1.92	1.39/2	-
199	002407.2-720454	48.4	3.5 $^{+19.2}_{-2.2}$	0.6 $^{+0.2}_{-0.2}$	0.26 $^{+0.97}_{-0.06}$	2.03 $^{+0.49}_{-1.99}$	2.31	1.51/2	c
197	002408.0-720451	48.0	2.0 $^{+6.9}_{-0.7}$	2.2 $^{+2.4}_{-0.8}$	0.30 $^{+0.08}_{-0.05}$	2.79 $^{+0.87}_{-2.16}$	2.90	0.53/2	c
98	002405.1-720502	48.0	1.3 $^{+1.9}_{-0.0}$	1.8 $^{+0.7}_{-0.4}$	0.33 $^{+0.05}_{-0.05}$	2.90 $^{+0.42}_{-1.26}$	2.98	1.61/3	-
87	002357.8-720452	47.6	5.8 $^{+15.4}_{-4.5}$	1.0 $^{+0.4}_{-0.3}$	0.29 $^{+0.15}_{-0.07}$	2.11 $^{+0.78}_{-1.19}$	2.47	1.07/2	-
280	002406.3-720416	47.6	1.3 $^{+6.5}_{-0.0}$	2.8 $^{+2.5}_{-1.0}$	0.25 $^{+0.07}_{-0.04}$	2.60 $^{+0.43}_{-2.38}$	2.66	1.45/2	DH?
108	002350.3-720431	47.2	1.3	1.0	0.22	1.85	1.92	4.41/1	-
76	002406.5-720430	47.2	1.3 $^{+7.3}_{-0.0}$	5.6 $^{+10.1}_{-3.1}$	0.29 $^{+0.07}_{-0.04}$	3.56 $^{+0.50}_{-3.54}$	3.62	0.02/2	D?

TABLE 7 — *Continued*

W	Names CXOGLB J	Counts 0.3-8 keV	N_H 10^{20} cm^{-2}	kT keV	VMEKAL Fits		$L_{X,abs}$ ($10^{30} \text{ ergs s}^{-1}$)	$L_{X,unabs}$ ($10^{30} \text{ ergs s}^{-1}$)	χ^2_ν/ν	Notes
					EM 10^{54} cm^{-3}					
(1)	(2)	(3)	(4)	(5)	(6)	(7)	(8)	(9)	(10)	
49	002403.1-720447	46.5	$14.5^{+14.4}_{-9.4}$	$24.5^{+55.4}_{-19.1}$	$0.64^{+0.23}_{-0.15}$	$7.13^{+4.41}_{-7.13}$	8.06	1.80/2	-	
22	002407.8-720524	46.4	$1.3^{+2.4}_{-0.0}$	$1.3^{+0.5}_{-0.3}$	$0.24^{+0.04}_{-0.05}$	$1.95^{+0.32}_{-1.18}$	2.01	1.68/2	-	
92	002415.6-720441	45.8	$1.3^{+5.0}_{-0.0}$	$2.3^{+1.6}_{-0.7}$	$0.27^{+0.05}_{-0.04}$	$2.57^{+0.35}_{-2.49}$	2.63	0.68/2	-	
203	002404.9-720437	44.5	$22.0^{+36.4}_{-20.7}$	$0.3^{+0.1}_{-0.1}$	$0.88^{+19.76}_{-1.77}$	$2.08^{+0.27}_{-2.08}$	7.05	0.16/1	-	
303	002402.5-720434	44.3	1.3	0.8	0.18	1.50	1.56	3.46/2	H?	
139	002415.4-720646	43.9	$20.2^{+16.5}_{-14.4}$	$9.6^{+70.3}_{-6.4}$	$0.36^{+0.14}_{-0.08}$	$3.98^{+0.70}_{-3.97}$	4.78	0.01/1	D?H?	
55	002402.1-720450	43.6	$1.3^{+3.0}_{-0.0}$	$1.5^{+0.7}_{-0.3}$	$0.23^{+0.05}_{-0.05}$	$1.92^{+0.56}_{-1.66}$	1.98	0.97/4	H?	
116	002417.2-720302	42.0	$1.3^{+7.4}_{-0.0}$	$0.9^{+0.1}_{-0.1}$	$0.20^{+0.06}_{-0.03}$	$1.63^{+0.29}_{-1.17}$	1.70	0.52/1	-	
249	002411.7-720518	41.3	1.3	0.6	0.18	1.50	1.58	7.42/1	D?	
79	002403.5-720441	41.2	$82.4^{+27.0}_{-81.1}$	$0.2^{+1.0}_{-0.1}$	$16.17^{+212.03}_{-32.33}$	$1.85^{+6.50}_{-1.84}$	116.79	0.93/1	c	
103	002351.9-720429	40.8	$1.3^{+8.0}_{-0.0}$	$0.9^{+0.2}_{-0.2}$	$0.20^{+0.06}_{-0.03}$	$1.64^{+0.35}_{-0.89}$	1.71	0.04/1	-	
101	002359.9-720531	40.7	1.3	0.3	0.21	1.57	1.68	2.99/1	-	
78	002403.6-720522	40.1	$1.3^{+6.0}_{-0.0}$	$1.0^{+0.2}_{-0.2}$	$0.19^{+0.04}_{-0.03}$	$1.55^{+0.31}_{-1.03}$	1.61	1.68/1	-	
96	002407.3-720519	39.0	$1.3^{+4.9}_{-0.0}$	$2.5^{+2.3}_{-1.1}$	$0.22^{+0.05}_{-0.04}$	$2.13^{+0.45}_{-2.10}$	2.19	0.89/1	H?	
176	002339.1-720604	38.7	$2.4^{+11.5}_{-1.1}$	$2.9^{+5.1}_{-1.3}$	$0.21^{+0.09}_{-0.04}$	$2.20^{+0.55}_{-2.17}$	2.29	0.86/1	D?	
219	002422.5-720423	38.6	$1.3^{+10.0}_{-0.0}$	$0.8^{+0.1}_{-0.2}$	$0.18^{+0.07}_{-0.03}$	$1.48^{+0.02}_{-1.12}$	1.55	1.79/1	D?H	
319	002358.7-720447	38.1	$1.3^{+6.4}_{-0.0}$	$1.5^{+0.8}_{-0.5}$	$0.23^{+0.05}_{-0.05}$	$1.91^{+0.72}_{-0.95}$	1.97	0.55/1	H?	
105	002408.5-720438	37.7	1.3	1.8	0.20	1.73	1.77	6.54/1	-	
260	002408.6-720449	37.0	$3.5^{+10.8}_{-2.2}$	$0.9^{+0.2}_{-0.2}$	$0.22^{+0.09}_{-0.05}$	$1.70^{+0.63}_{-1.28}$	1.89	0.14/1	D?	
227	002418.7-720225	36.4	1.3	0.3	0.16	1.17	1.25	3.70/1	D?	
141	002407.2-720446	33.1	$46.1^{+66.4}_{-38.4}$	$0.6^{+0.5}_{-0.2}$	$0.69^{+45.90}_{-1.38}$	$1.58^{+0.25}_{-1.58}$	6.04	0.01/1	D?	
80	002402.6-720441	32.5	$2.5^{+9.7}_{-1.2}$	$1.7^{+1.5}_{-0.4}$	$0.22^{+0.07}_{-0.05}$	$1.88^{+0.62}_{-1.41}$	1.98	0.28/1	-	
299	002404.1-720512	31.5	1.3	2.3	0.19	1.79	1.84	2.80/1	-	
286	002405.6-720452	31.4	$15.3^{+171.2}_{-10.6}$	$0.9^{+0.2}_{-0.2}$	$0.29^{+229801.51}_{-0.09}$	$1.63^{+0.32}_{-1.63}$	2.48	1.24/1	c	
267	002407.8-720458	30.4	$7.7^{+35.5}_{-6.4}$	$1.0^{+0.3}_{-0.7}$	$0.22^{+4.79}_{-0.06}$	$1.51^{+0.46}_{-0.93}$	1.85	0.01/1	-	
287	002405.4-720457	21.5	$9.8^{+20.2}_{-8.5}$	$4.8^{+75.1}_{-3.0}$	$0.21^{+0.12}_{-0.06}$	$2.26^{+0.19}_{-2.26}$	2.56	0.11/1	-	

NOTE. — Spectral fits to the 47 Tuc X-ray sources from the 2002 observations. Spectral fits use an absorbed thermal plasma VMEKAL model, with abundances set to those of 47 Tuc (see § 7). When $\chi^2_\nu > 2$, no errors are calculated for spectral parameters; otherwise 1σ errors are quoted. $L_{X,abs}$ is the inferred 0.5-6 keV X-ray luminosity without accounting for absorption, and $L_{X,unabs}$ is the de-absorbed 0.5-6 keV X-ray luminosity implied by the fitted N_H (and should be treated with skepticism). Notes indicate variability or confusion, which may affect the spectral parameters: H and D indicate hours- and days-timescale variability at 99.9% confidence, H? and D? indicate possible hours- and days-timescale variability at 99% confidence, and Y indicates years-timescale variability. A c indicates a possibly confused source, while an m indicates a source added manually.

TABLE 8
Spectral Fits to 47 Tuc Sources, 2000 Observations

W	Names CXOGLB J	Counts 0.3-8 keV	N_H 10^{20} cm $^{-2}$	kT keV	VMEKAL Fits			χ^2_ν/ν	Notes
					EM 10^{54} cm $^{-3}$	$L_{X,abs}$ (10^{30} ergs s $^{-1}$)	$L_{X,unabs}$ (10^{30} ergs s $^{-1}$)		
(1)	(2)	(3)	(4)	(5)	(6)	(7)	(8)	(9)	(10)
46	002403.4-720451	5308.2 $^{+74.7}_{-72.8}$	1.3	1.0	125.35	1035.37	1074.40	4.84/122	-
58	002400.9-720453	4428.4 $^{+68.5}_{-66.5}$	1.3	1.1	108.99	895.86	928.23	3.30/122	DHY
42	002404.2-720458	2787.7 $^{+52.8}_{-52.8}$	1.3	63.4	85.39	915.30	926.71	2.75/174	H?Y
56	002402.1-720542	791.5 $^{+30.5}_{-28.1}$	13.7 $^{+4.2}_{-4.0}$	8.6 $^{+3.1}_{-1.9}$	23.14 $^{+1.51}_{-1.34}$	265.70 $^{+18.23}_{-30.15}$	305.39	1.07/65	Y
27	002406.3-720443	769.1 $^{+30.0}_{-27.7}$	1.3	2.6	15.59	155.06	158.82	3.86/60	DH
30	002406.0-720456	336.1 $^{+20.7}_{-18.3}$	7.9 $^{+4.3}_{-3.8}$	5.7 $^{+1.9}_{-1.2}$	9.66 $^{+0.93}_{-0.83}$	110.51 $^{+13.12}_{-21.16}$	121.90	0.81/29	Y
45	002403.7-720423	276.7 $^{+19.1}_{-16.6}$	1.3 $^{+4.2}_{-0.0}$	7.2 $^{+3.1}_{-2.1}$	6.60 $^{+0.60}_{-0.41}$	84.50 $^{+6.47}_{-20.82}$	85.92	1.28/21	-
1	002416.9-720427	270.1 $^{+18.9}_{-16.9}$	5.4 $^{+5.2}_{-4.1}$	8.1 $^{+5.5}_{-2.4}$	6.93 $^{+0.70}_{-0.62}$	85.51 $^{+10.98}_{-25.50}$	91.12	1.14/23	Y
2	002415.8-720436	219.0 $^{+17.3}_{-14.7}$	1.3 $^{+2.0}_{-0.0}$	53.7 $^{+26.2}_{-34.7}$	7.11 $^{+1.18}_{-1.32}$	78.65 $^{+49.50}_{-78.60}$	79.64	0.79/18	DY
64	002357.6-720502	187.4 $^{+16.2}_{-13.6}$	3.9 $^{+5.5}_{-2.6}$	9.9 $^{+18.0}_{-4.0}$	4.77 $^{+0.57}_{-0.48}$	60.65 $^{+6.83}_{-24.84}$	63.38	1.16/15	-
47	002403.4-720505	172.6 $^{+15.5}_{-13.1}$	18.0 $^{+6.6}_{-6.2}$	1.8 $^{+0.4}_{-0.2}$	6.56 $^{+0.88}_{-0.96}$	43.74 $^{+6.91}_{-9.12}$	59.62	0.81/13	DY
25	002407.1-720545	143.2 $^{+14.4}_{-11.9}$	11.7 $^{+6.2}_{-6.7}$	2.2 $^{+0.9}_{-0.5}$	5.42 $^{+0.88}_{-0.94}$	42.89 $^{+7.81}_{-12.61}$	52.34	0.49/10	-
8	002410.7-720425	99.9 $^{+12.5}_{-9.9}$	155.3 $^{+34.9}_{-28.9}$	79.9 $^{+0.0}_{-59.3}$	9.30 $^{+1.17}_{-1.89}$	58.98 $^{+10.67}_{-58.98}$	96.52	0.26/7	Y
15	002408.4-720500	98.4 $^{+12.4}_{-9.8}$	71.0 $^{+33.1}_{-22.1}$	29.2 $^{+50.7}_{-21.2}$	5.88 $^{+1.44}_{-0.96}$	51.26 $^{+13.64}_{-51.26}$	72.66	0.80/7	-
17	002408.3-720431	96.1 $^{+12.2}_{-9.7}$	1.3	1.7	2.61	22.46	23.12	2.31/6	-
16	002408.2-720435	95.8 $^{+12.3}_{-9.7}$	1.3 $^{+2.7}_{-0.0}$	7.7 $^{+10.4}_{-3.2}$	2.43 $^{+0.27}_{-0.26}$	31.33 $^{+0.43}_{-30.79}$	31.85	1.34/6	cY
23	002407.8-720441	92.3 $^{+12.1}_{-9.5}$	15.0 $^{+12.1}_{-8.9}$	2.9 $^{+1.3}_{-0.8}$	4.02 $^{+1.17}_{-0.85}$	34.63 $^{+7.91}_{-14.10}$	42.91	0.63/5	Y
32	002405.6-720449	75.4 $^{+11.2}_{-8.6}$	1.3	3.6	2.15	23.84	24.34	2.52/4	c
120	002411.0-720620	73.2 $^{+11.1}_{-8.4}$	6.7 $^{+10.6}_{-5.4}$	6.8 $^{+22.0}_{-2.9}$	2.14 $^{+0.50}_{-0.33}$	25.47 $^{+3.01}_{-19.26}$	27.59	0.21/4	-
53	002402.5-720511	67.7 $^{+10.8}_{-8.1}$	1.3 $^{+8.0}_{-0.0}$	12.6 $^{+67.3}_{-7.1}$	1.85 $^{+0.74}_{-0.23}$	24.20 $^{+3.48}_{-24.08}$	24.56	0.60/3	Y
117	002413.7-720302	60.5 $^{+10.4}_{-7.7}$	1.3	15.4	1.69	22.03	22.35	4.83/2	-
21	002407.7-720527	60.4 $^{+10.3}_{-7.7}$	2.7 $^{+9.1}_{-1.4}$	2.1 $^{+1.1}_{-0.5}$	1.88 $^{+0.51}_{-0.30}$	16.83 $^{+4.24}_{-11.70}$	17.74	0.08/2	-
113	002425.8-720703	59.4 $^{+10.2}_{-7.6}$	1.3 $^{+4.9}_{-0.0}$	1.6 $^{+0.5}_{-0.3}$	1.78 $^{+0.27}_{-0.23}$	15.24 $^{+1.24}_{-7.18}$	15.70	0.33/3	-
20	002407.9-720454	57.2 $^{+10.1}_{-7.4}$	19.1 $^{+16.2}_{-11.0}$	1.6 $^{+0.6}_{-1.0}$	2.52 $^{+7.69}_{-0.60}$	15.46 $^{+4.15}_{-7.05}$	22.01	0.14/2	H?
125	002353.9-720350	50.8 $^{+9.6}_{-7.0}$	1.3	1.6	3.20	27.27	28.09	4.26/2	-
51	002402.8-720449	50.1 $^{+9.7}_{-6.9}$	4.2 $^{+11.0}_{-2.9}$	2.3 $^{+2.0}_{-0.7}$	1.82 $^{+0.55}_{-0.38}$	16.62 $^{+2.84}_{-12.15}$	17.94	0.25/2	Y
122	002403.8-720621	49.1 $^{+9.7}_{-6.9}$	1.3	29.5	1.30	15.80	16.01	4.32/2	-
29	002406.0-720449	48.6 $^{+9.7}_{-6.8}$	1.3	5.1	1.55	18.80	19.15	2.20/1	c
37	002404.9-720451	41.6 $^{+9.1}_{-6.3}$	14.3 $^{+18.4}_{-13.0}$	2.3 $^{+1.8}_{-1.0}$	1.63 $^{+0.67}_{-0.56}$	12.80 $^{+3.12}_{-12.72}$	16.07	0.68/1	Y
14	002408.7-720507	41.0 $^{+9.0}_{-6.3}$	1.3 $^{+5.6}_{-0.0}$	2.8 $^{+3.0}_{-1.0}$	1.22 $^{+0.23}_{-0.21}$	12.42 $^{+1.25}_{-12.40}$	12.72	1.43/1	-
44	002403.6-720459	38.2 $^{+8.9}_{-6.0}$	1.3 $^{+8.1}_{-0.0}$	79.1 $^{+0.8}_{-69.9}$	1.69 $^{+0.28}_{-0.61}$	17.37 $^{+42.93}_{-17.37}$	17.58	1.02/1	Y

NOTE. — Spectral fits to 47 Tuc X-ray sources from the 2000 observations. Only 32 sources are bright enough for spectral modeling, and all of these fits are presented here. Spectral fits use an absorbed thermal plasma VMEKAL model, with abundances set to those of 47 Tuc (see § 7). Columns as in Table 7.