

# Core depletion from coalescing supermassive black holes

Alister W. Graham

*Department of Astronomy, University of Florida, Gainesville, FL, USA*

Graham@astro.ufl.edu

## ABSTRACT

New measurements of the stellar-mass deficits at the centers of luminous elliptical galaxies are presented. These were derived considering the following observational facts. Firstly, “core” galaxies, which are thought to have had their inner region depleted from the coalescence of supermassive black holes, show an abrupt downward deviation of their inner light-profile relative to their outer Sérsic profile. Second, “power-law” galaxies, having undisturbed profiles and no partially depleted core, have inner light-profiles that display no departure from the inward extrapolation of their outer Sérsic profile. The central stellar deficits have therefore been derived from the difference in flux between the *HST*-observed galaxy light-profiles and the inward extrapolation of each galaxy’s outer Sérsic profile. This approach gives flux deficits  $\sim 0.1\%$  of the total galaxy light, and mass deficits that are  $\sim 2$  times each galaxy’s central supermassive black hole mass. These results are in agreement with the theoretical expectations of mass ejection from binary black hole mergers and also with popular  $\Lambda$ CDM models of hierarchical galaxy formation. It is also explained why this result is some 10 times smaller than current observational estimates of the central mass deficit, and therefore implies a merger history for giant elliptical galaxies that is one order of magnitude less violent than previously suggested.

*Subject headings:* black hole physics — galaxies: fundamental parameters — galaxies: elliptical and lenticular, cD — galaxies: nuclei — galaxies: structure

## 1. Introduction

The collisional construction of galaxies from the merger of lesser galaxies is thought to be a common occurrence in the Universe. Coupled with the presence of a supermassive black hole (SMBH) at the heart of most galaxies (Kormendy & Richstone 1995; Magorrian et al. 1998, Richstone et al. 1998), dissipationless mergers have been proposed to explain the damaged nuclei in giant elliptical galaxies (e.g., Lauer et al. 1995, Faber et al. 1997, Rest et al. 2001). Although some galaxy “core-depletion” is due to the SMBH(s) dining on stars that venture to close (e.g., Magorrian & Tremaine 1999; Zhao, Haehnelt, & Rees, 2002; Yu 2003), it is primarily from the gravitational slingshot effect that the coalescing SMBHs — from the pre-merged galaxies — have on stars while they themselves sink to the bottom of the potential well of the newly wed galaxy (Begelman, Blandford, &

Rees 1980; Ebisuzaki, Makino, & Okumura 1991; Makino & Ebisuzaki 1996; Quinlan 1996; Quinlan & Hernquist 1997).

Theory predicts that the orbital decay of two such SMBHs should eject a core mass roughly equal to the combined black hole masses (Ebisuzaki, Makino, & Okumura 1991; Milosavljević & Merritt 2001). Current measurements of the central stellar deficit are an order of magnitude larger than the central SMBH mass, suggesting that most elliptical galaxies have undergone multiple ( $\approx 8$ -10) major-mergers (Milosavljević & Merritt 2001; Milosavljević et al. 2002; Ravindranath, Ho, & Filippenko 2002). This result, however, is at odds with popular models of hierarchical structure formation, which predict an average of only 1 (dissipationless) major-merger event for luminous elliptical galaxies (Haehnelt & Kauffmann 2002; Volonteri, Madau, & Haardt 2003).

Recent advances in our understanding of galaxy structure have provided a new framework in which to think about, and measure, central mass deficits. It is now known that the so-called “power-law” galaxies — understood not to have partially depleted cores, nor experienced a (major) dissipationless merger event — have an undisturbed Sérsic  $R^{1/n}$  profile over their *entire* radial extent. That is, their inner light-profiles show no deviation relative to their outer  $R^{1/n}$  profile (Trujillo et al. 2004). On the other hand, the more luminous ( $M_B < -20.5$  mag) “core” galaxies display a clear flattening of their inner light-profile relative to the inward extrapolation of their outer Sérsic profile (Graham et al. 2003b, 2004; Graham & Guzmán 2003; Trujillo et al. 2004). The ‘break’ in the profiles where this transition occurs marking the boundary of their relatively unpopulated cores.

With this new knowledge of what galaxy profiles look like, this paper considers the form of the core-less galaxy light-profiles when representing the *original* stellar distribution of the disturbed profiles, in order to compute the central stellar deficit and hence the level of damage to a galaxy’s core.

## 2. Method & Results

### 2.1. Central stellar deficits

We proceed by quantifying the central stellar deficit as the flux deficit relative to the inward extrapolation of the smoothly curving, stellar distribution outside of any possible, partially depleted core. This approach, therefore, does not assign *any* mass deficit to “power-law” galaxies, whose inner light-profiles display no clear downward deviation from their outer Sérsic light-profiles. Such a qualitative description can be placed on a quantitative footing through employment of the “core-Sérsic” light-profile model (Graham et al. 2003b), applied in Figure 1 to the “core” galaxy NGC 3348. This model consists of an inner power-law and an outer Sérsic function. In practice (Trujillo et al. 2004), the transition at the “break radius” is sharp, providing a 5-parameter function<sup>1</sup> capable of describing the entire radial extent of galaxies with cores.

<sup>1</sup>The functional form of the complete core-Sérsic model can be seen in Graham et al. 2003b and Trujillo et al. 2004.

The central flux deficit is obtained by differencing the luminosity  $L(r) = \int_0^r 2\pi r I(r) dr$  within  $r = r_b$  of a) the inwardly-extrapolated outer Sérsic profile

$$L_{\text{Ser}}(r = r_b) = I_e r_e^2 2\pi n \frac{e^{b_n}}{(b_n)^{2n}} \Gamma_{\text{I}}(2n, b_n (r_b/r_e)^{1/n}), \quad (1)$$

and b) a power-law light-profile with slope  $\gamma$  matching the observed inner profile slope, and intercepting the Sérsic model at  $r = r_b$ ,

$$L_{\text{p-law}}(r = r_b) = 2\pi r_b^2 I_b / (2 - \gamma). \quad (2)$$

The term  $I_e$  is the intensity of the Sérsic profile at the effective radius  $r_e$  enclosing half the galaxy light. The exponent ‘ $1/n$ ’ describes the curvature of the light-profile, and  $b_n$  is simply a function of  $n$  such that  $\Gamma(2n) = 2\Gamma_{\text{I}}(2n, b_n)$ , where  $\Gamma$  and  $\Gamma_{\text{I}}$  are the complete and incomplete gamma functions respectively. The intensity at  $r_b$  is denoted by  $I_b$ .

This procedure has been applied here to the 7 bona fide core galaxies from Trujillo et al. (2004)<sup>2</sup>. The resultant flux deficits are 0.07–0.7% of the total galaxy flux. Allowing for the fact that these galaxies are at a range of distances from us, the *apparent* magnitude differences  $m(r = r_b) = -2.5 \log[L_{\text{Ser}} - L_{\text{p-law}}]$  were converted into *absolute* magnitudes ( $M$ ) using the galaxy distance estimates from Tonry et al. (2001) and then converted into units of solar flux using an absolute  $R$ -band magnitude for our Sun of  $M_{\odot} = 4.46$  mag (Cox 2000). Finally, these values were transformed into solar masses assuming a stellar mass-to-light ratio of 3.0 (Worthey 1994). Such a ratio is representative of an evolved (i.e., faded) 12 billion year old, single stellar population observed through an  $R$ -band optical filter. The mass deficits  $M_{\text{def}}$  are given in Table 1.

### 2.2. Constraints on the number of dry mergers

Models of hierarchical structure formation predict that galaxies will collide; indeed, this phenomenon has been observed for many years. Theoretical expectations for the ejected core mass, after the violent unification of galaxies containing

<sup>2</sup>Clarifying note: The structural parameters tabulated in Trujillo et al. (2004) were obtained using the approximation  $b_n \approx 1.999n - 0.3271$ , and the  $r_e$  values are for each galaxy’s outer  $R^{1/n}$  profile as if it had no partially depleted core.

SMBHs, scale as  $0.5-2NM_{\text{bh}}$ , where  $M_{\text{bh}}$  is the *final* BH mass and  $N$  is the number of merger events (Milosavljević et al. 2002). The variable term at the front is because equal-mass mergers scour out more stars than a collision involving a lesser-mass, secondary galaxy. Thus, by knowing a galaxy’s central stellar deficit (Table 1), and its black hole mass  $M_{\text{bh}}$ , one can place constraints on the extent of this merger process.

We have estimated the SMBH mass of each galaxy using two techniques. First, we employed the  $M_{\text{bh}}-\sigma$  relation of Gebhardt et al. (2000), in which  $M_{\text{bh}}$  is derived from the galaxy velocity dispersion  $\sigma$ . Using the steeper  $M_{\text{bh}}-\sigma$  relation of Ferrarese & Merritt (2000) had little difference because of the different zero-points in these two relations. The second SMBH mass estimate came from the independent  $M_{\text{bh}}-n$  relation (Graham et al. 2001, 2003a). This relation is as strong as the  $M_{\text{bh}}-\sigma$  relation and has the same small degree of scatter, but has the advantage that it is a purely photometric technique, requiring only (uncalibrated) images rather than (telescope-time expensive) galaxy spectra. Figure 2 shows each galaxy’s depleted core mass plotted against both estimates of the SMBH mass. The ratio of the stellar mass deficit to central black hole mass has a mean  $\pm$  average deviation of  $2.4 \pm 0.7$  (panel a,  $M_{\text{bh}}-n$ ) and  $2.1 \pm 1.1$  (panel b,  $M_{\text{bh}}-\sigma$ ), consistent with these galaxies having experienced one major (i.e., equal-mass) dry merger event.

### 3. Discussion

Support for the above mass deficits comes from the agreement with the merger simulations of Makino & Ebisuzaki (1996), the (cusp regeneration) hierarchical merger models of Volonteri et al. (2003), and the theoretical expectations of Haehnelt & Kauffmann (2002). Although the latter Authors predicted a median number of equal mass mergers for faint (power-law) and bright (core) elliptical galaxies of 1 and 3 respectively, the number of major mergers since the last collision that involved substantial gas accretion ( $M_{\text{gas}} > M_{\text{bh}}$ ) is 0 and 1 respectively. The presence of gas is important because it dilutes the wrecking ball action of the SMBHs on the stars because it, rather than the stars, fosters the coalescence of the black holes and it can lead to the creation of new stars

(see, e.g., Zhao et al. 2002, and references therein). Therefore, our conclusions that power-law galaxies do not have partially depleted cores from galaxy collisions, and that the number of (dissipationless) major mergers producing luminous galaxies, with  $M_R \sim -22.5$  mag, is equal to about 1, are supported by current cold dark matter models of hierarchical structure formation.

Given  $M_{\text{def}} \sim M_{\text{bh}}$ , one may wonder if some depleted cores might have formed from the runaway merging of stars (e.g., Begelman & Rees 1978; Quinlan & Shapiro 1989) within what may once have been the dense cores of massive ellipticals (Graham & Guzmán 2003), rather than from the scattering of stars from coalescing black holes. The first objection to such a process would be those cases in which  $M_{\text{def}}$  is actually greater than  $M_{\text{bh}}$ . Such a mechanism would also require a certain level of refinement, such as re-populating the loss-cone, in order to explain the absence of (resolved) cores in less luminous elliptical galaxies. The expected break radii — derived from a centrally depleted Sérsic model — are not observed amongst the “power-law” galaxies. For example, if the 12 “power-law” galaxies in Trujillo et al. (2004) had cores with inner power-law slopes ranging from 0.0–0.3, then, assuming  $M_{\text{def}} = M_{\text{bh}}$ , they should have break radii of 0.17–0.5 arcseconds, which they do not.

It is pertinent to inquire why previous estimates of the central mass deficit are larger than the values obtained here. One reason is that it had been assumed that every galaxy once had a steep isothermal  $\rho(r) \sim r^{-2}$  core before any merging black holes wreaked their havoc. There is, however, no observational evidence that any such universal density-profile  $\rho(r)$  exists, or once existed amongst the “power-law” galaxies. In actuality, a luminosity-dependent range of inner profiles shapes is now known to exist (Gebhardt et al. 1996; Graham & Guzmán 2003; Balcells, Graham, & Peletier 2004). No single power-law slope can be used to approximate the initial, undisturbed, stellar distribution of all elliptical galaxies.

Milosavljević et al. (2002), for example, had defined the onset of partially depleted cores as the radius where the negative, logarithmic gradient of the deprojected light-profiles (i.e., the spatial, luminosity-density profiles) equaled 2. That is, where the observed slope matched that of the

isothermal model. They then derived central, stellar mass deficits from the difference between the observed density-profile and the inward extrapolation of the isothermal model from this point. This approach to estimating the depleted core mass is illustrated in Figure 3, where we show both the observed light-profile and the (deprojected) density-profile of the core-less, “power-law” galaxy NGC 5831. Such a prescription encounters a number of difficulties. An extraordinary level of fine-tuning would be required to deplete stars over the full radial extent of the initial isothermal core, assuming one existed, but not beyond the final core radius, which one assumes still has its original slope of -2 today. Moreover, with such an approach, many of the “power-law” galaxies which are not (traditionally) recognized as having a partially depleted core will be assigned one. Such theoretical core radii (and mass deficits) are not only questionable, but excessively large — sometimes greater than 1 kpc — and don’t match the observed break radii in core galaxies, which are invariably less than a few hundred parsecs (see Table 1).

A second approach to estimating the central deficit had been to use break radii derived from the Nuker model (Lauer et al. 1995), and to assume an isothermal core once existed inside of this radius. With such an approach the estimated central deficits are again too high because of a) the excessively steep isothermal model that is assumed, and b) because, as described in Graham et al. (2003b) and shown in Trujillo et al. (2004), Nuker-derived break radii typically overestimate the actual break radii by factors of 2 to 5.

The mass deficits obtained with the above two methods are 3–30 times larger than our values, and are shown in Figure 2 for comparison. Our new measurements of the mass deficit are significantly (99.4%, from both a K-S test and Students’ T-test) different to those values obtained using the isothermal assumption, and reveal that the galactic merger history of the Universe, at least for massive elliptical galaxies, is roughly an order of magnitude less violent than previous observational analyses (Milosavljević & Merritt 2001; Milosavljević et al. 2002; Ravindranath, Ho, & Filippenko 2002) had suggested.

We plan on analyzing more galaxies, and measuring the ellipticity of their evacuated core region. This may shed light on the orientation of

the initial orbits of the black holes, and allow one to explore any possible correlation with the host galaxy ellipticity. A greater range of data will also allow one to explore whether there is any trend between  $M_{\text{def}}/M_{\text{bh}}$  and galaxy magnitude. Such a correlation may be expected if bigger “core” galaxies have experienced more dissipationless merger events than less luminous “core” galaxies.

Support for proposal HST-AR-09927.01-A was provided by NASA through a grant from the Space Telescope Science Institute, which is operated by the Association of Universities for Research in Astronomy, Inc., under NASA contract NAS5-26555.

## REFERENCES

- Balcells, M., Graham, A.W., & Peletier, R.F. 2004, ApJ submitted (astro-ph/0404379)
- Begelman, M.C., Blandford, R.D., & Rees, M.J. 1980, Nature, 287, 307
- Begelman, M.C., & Rees, M.J. 1978, MNRAS, 185, 847
- Cox, D.P. 2000, Allen’s Astrophysical quantities, New York: AIP Press; Springer
- Ebisuzaki, T., Makino, J., & Okumura, S.K. 1991, Nature, 354, 212
- Faber, S.M., et al. 1997, AJ, 114, 1771
- Ferrarese, L., & Merritt, D. 2000, ApJ, 539, L9
- Gebhardt, K., et al. 1996, AJ, 112, 105
- Gebhardt, K., et al. 2000, AJ, 539, L13
- Graham, A.W., Erwin, P., Caon, N., & Trujillo, I. 2001, ApJ, 563, L11
- Graham, A.W., Erwin, P., Caon, N., & Trujillo, I. 2003a, in Galaxy Evolution: Theory and Observations, eds. Avila-Reese, V., Firmani, C. & Frenk, C.S., 17, 196 (RevMex AA SC)
- Graham, A.W., Erwin, P., Trujillo, I., & Asensio-Ramos, A. 2004, in Carnegie Observatories Astrophysics Series, Vol. 1: Coevolution of Black Holes and Galaxies (ed. L. C. Ho (Pasadena: Carnegie Observatories, <http://www.ociw.edu/ociw/symposia/series>))
- Graham, A.W., Erwin, P., Trujillo, I., & Asensio-Ramos, A. 2003b, AJ, 125, 2951
- Graham, A.W., & Guzmán, R. 2003, AJ, 125, 2936

Haehnelt, M.G., & Kauffmann, H. 2002, MNRAS, 336, L61

Kormendy, J., & Richstone, D. 1995, ARA&A, 33, 581

Lauer, T.R., et al. 1995, AJ, 110, 2622

Magorrian, J., et al. 1998, AJ, 115, 2285

Magorrian, J., & Tremaine, S. 1999, MNRAS, 309, 447

Makino, J., & Ebisuzaki, T. 1996, ApJ, 465, 527

Milosavljević, M., & Merritt, D. 2001, ApJ, 563, 34

Milosavljević, M., Merritt, D., Rest, A., & van den Bosch, F.C. 2002, MNRAS, 331, L51

Quinlan, G.D. 1996, New Astron., 1, 35

Quinlan, G.D., & Hernquist, L. 1997, New Astron., 2, 533

Quinlan, G.D., & Shapiro, S.L. 1987, ApJ, 343, 725

Ravindranath, S., Ho, L.C., & Filippenko, A.V. 2002, ApJ, 566, 801

Richstone, D., et al. 1998, Nature, 395, 14

Rest, A., et al. 2001, AJ, 121, 2431

Sérsic, J.L. 1968, Atlas de Galaxias Australes

Tonry, J.L., et al. 2001, AJ, 546, 681

Trujillo, I., Erwin, P., Asensio Ramos, A., & Graham, A.W. 2004, AJ, 127, 1917

Volonteri, M., Madau, P., & Haardt, F. 2003, ApJ, 593, 661

Worthey, G. 1994, ApJS, 95, 107

Yu, Q. 2003, MNRAS, 339, 189

Zhao, H., Haehnelt, M.G., & Rees, M.J. 2002, New Astron., 7, 385

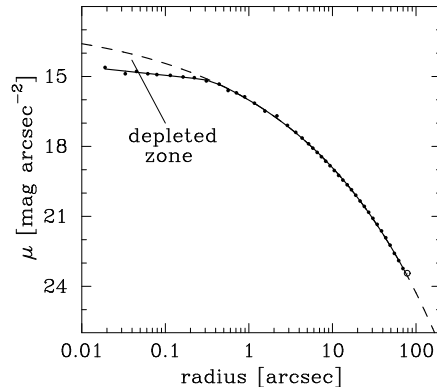


Fig. 1.— Observed, major-axis,  $R$ -band, surface brightness profile of NGC 3348. The solid line is the best-fitting core-Sérsic model, while the dashed line is the best-fitting Sérsic model to the data beyond the break radius  $r_b=0.35$  arcseconds. The flux deficit is illustrated by the area designated as the ‘depleted zone’, corresponding to a mass deficit of 300 million solar masses. Data points from Trujillo et al. (2004), and supercede those shown in Graham et al. (2003b).

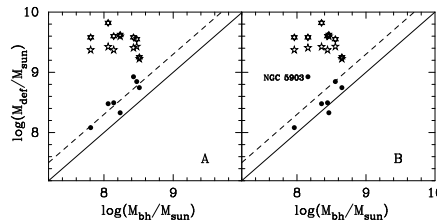


Fig. 2.— Central mass deficits evaluated from three techniques versus the central black hole masses derived using a) the galaxy Sérsic index  $n$  (Graham et al. 2001, 2003a), and b) the velocity dispersion  $\sigma$  (Gebhardt et al. 2000). 6-pointed stars: from Milosavljević et al. (2002) using the method illustrated in Figure 3b. 5-pointed stars: derived using Nuker-model break-radii and equation 41 from Milosavljević & Merritt (2001). Filled circles: derived here using the logic illustrated in Figure 1. The solid line shows a one-to-one relation, the dashed line shows  $M_{\text{def}} = 2M_{\text{bh}}$ . Typical errors for the points marked with a filled circle are roughly  $\log 2$  along both axes, stemming from a  $\sim 20\%$  and  $\sim 15\%$  uncertainty on the value of  $n$  and  $\sigma$  respectively, and from profile fitting and galaxy distance uncertainties.

This 2-column preprint was prepared with the AAS L<sup>A</sup>T<sub>E</sub>X macros v5.2.

TABLE 1  
GALAXY DATA

Galaxy	$\sigma$ (km s <sup>-1</sup> )	$M_{\text{gal}}$ ( $R$ -mag)	$n$	core-Sérsic $r_b''$ (pc)	$M_{\text{def}}$	Isothermal $r_b''$ (pc)	$M_{\text{def}}$	Nuker $r_b''$ (pc)	$M_{\text{def}}$
NGC 2986	268	-22.49	5.28	0.69 (97)	7.02	2.9 (410)	35.5	1.24 (174)	26.7
NGC 3348	237	-22.76	3.81	0.35 (70)	3.01	2.5 (490)	66.1	0.99 (198)	26.5
NGC 4168	186	-21.92	3.12	0.72 (108)	1.21	8.3 (1250)	38.0	2.02 (303)	23.5
NGC 4291	284	-21.61	5.44	0.37 (47)	5.57	1.3 (170)	17.8	0.60 (076)	16.7
NGC 5557	253	-23.08	4.37	0.23 (51)	2.13	2.0 (440)	41.7	1.21 (269)	39.6
NGC 5903	210	-22.69	5.09	0.86 (141)	8.44	4.7 (780)	38.0	1.59 (262)	25.5
NGC 5982	250	-22.99	4.06	0.28 (57)	3.12	2.2 (450)	39.8	0.74 (151)	23.5

NOTE.—Column 1: New General Catalog (NGC) numbers. Column 2: Velocity dispersions  $\sigma$  from Hypercat (<http://www-obs.univ-lyon1.fr/hypercat/>). Column 3: Absolute  $R$ -band galaxy magnitudes  $M_{\text{gal}}$  derived from the best-fitting (sharp transition) core-Sérsic model; the parameters from which, including the Sérsic index  $n$  and the break radii  $r_b$  (in arcseconds and parsecs), can be found in Trujillo et al. 2004. The associated central mass deficits  $M_{\text{def}}$  (in units of  $10^8$  solar masses) have been derived from the difference in flux between the observed light-profile and the inward extrapolation of the outer Sérsic profile. The ‘Isothermal’ quantities have come directly from Milosavljević et al. 2002 who used the technique illustrated in Figure 3b. The ‘Nuker’ break radii have come from Rest et al. 2001, and the Nuker-derived mass deficits were obtained using equation 41 from Milosavljević & Merritt 2001 with the required  $\gamma$  values taken from Ravindranath et al. 2002.

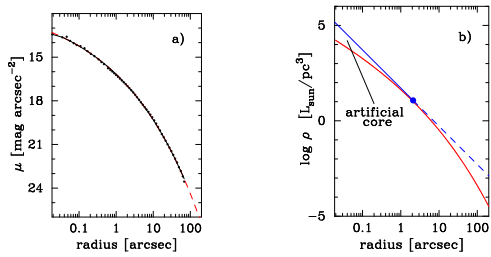


Fig. 3.— a) Observed, major-axis,  $R$ -band, surface brightness profile of the core-less galaxy NGC 5831 (data taken from Trujillo et al. 2004). A 3-parameter Sérsic model (solid line) adequately describes the stellar distribution on both the nuclear ( $< 1''$ ) and global scale; the dashed line shows the model extrapolated beyond the data. No characteristic downward break in the inner light-profile, that would signify damage caused by merging SMBHs, is evident. b) Spatial density profile (curved line) of NGC 5831 obtained by deprojecting the light-profile model in panel a). Assuming an isothermal model,  $\rho(r) \sim r^{-2}$ , once existed (straight line), one can assign a theoretical core radius  $r_b$  — where the logarithmic density profile has a slope of -2 — and a central mass deficit. Milosavljević et al. (2002) obtained  $r_b=220$  parsecs and  $M_{\text{def}} = 5.6 \times 10^8 M_{\odot}$ .