

# Realistic Event Rates for Detection of Supermassive Black Hole Coalescence by LISA

Kirsty J. Rhook<sup>1\*</sup> & J. Stuart B. Wyithe<sup>2†</sup>

<sup>1</sup>*Institute of Astronomy, Madingley Road, Cambridge, CB3 0HA*

<sup>2</sup>*University of Melbourne, Parkville, Victoria, Australia*

Received 2004 April 26; Accepted 2005 March 3

## ABSTRACT

The gravitational waves generated during supermassive black hole (SMBH) coalescence are prime candidates for detection by the satellite LISA. We use the extended Press-Schechter formalism combined with empirically motivated estimates for the SMBH–dark matter halo mass relation and SMBH occupation fraction to estimate the maximum coalescence rate for major SMBH mergers. Assuming efficient binary coalescence, and guided by the lowest nuclear black hole mass inferred in local galactic bulges and nearby low-luminosity active galactic nuclei ( $\approx 10^5 M_\odot$ ) we predict approximately 15 detections per year at a signal to noise greater than five, in each of the inspiral and ringdown phases. Rare coalescences between SMBHs having masses in excess of  $10^7 M_\odot$  will be more readily detected via gravitational waves from the ringdown phase.

**Key words:** Black Hole Physics, Cosmology: Theory, Gravitational Waves

## 1 INTRODUCTION

There is evidence for the existence of supermassive black holes (SMBHs) over a range of epochs; SMBHs with masses  $10^5 - 10^9 M_\odot$  are ubiquitous in local galactic bulges (e.g. Magorrian et al. 1998; Ferrarese 2002), while the SMBHs powering quasars [which have been detected at redshifts as high as  $z \sim 6$  (Fan et al. 2001; Fan et al. 2003)] are estimated to range between  $10^6 - 10^9 M_\odot$  (see e.g. Shields et al. 2003). Evidence for the early assembly of SMBHs, when interpreted within a hierarchical cosmology, suggests that SMBH coalescence may be a frequent event. If this is the case, the gravitational waves (GWs) generated during SMBH coalescence are a prime candidate for detection by the *Laser Interferometer Space Antennae* (LISA<sup>1</sup>, Folkner et al. 1998; Flanagan & Hughes 1998; Hughes et al. 2001).

Estimates of the SMBH coalescence rate depend crucially on the occupation fraction of SMBHs in halos, and therefore on the adopted model for the formation and growth of SMBHs. Within a hierarchical CDM cosmology, both seeded SMBH formation models [in which a primordial population of SMBHs grow via accretion and/or merging (eg. Volonteri et al. 2003)] and ongoing formation models [where SMBHs form jointly with bulges in halos (eg. Kauffmann &

Haehnelt 2000)] are consistent with the present-day ubiquity of SMBHs in galactic bulges (Menou et al. 2001).

The formation of a SMBH may be limited to potential wells above a minimum depth. If so, then there exists a critical halo virial temperature ( $T_{\text{vir,min}}$ ) below which a halo cannot host SMBH formation. If  $T_{\text{vir,min}}$  is low (eg.  $T_{\text{vir,min}} \approx 10^5$  K), then SMBHs are abundant in small halos, and predicted event rates are in the order of 100's per year (Wyithe & Loeb 2003; Haehnelt 2004). This event rate may be significantly lower, less than one per year, if  $T_{\text{vir,min}} \approx 10^6$  K and SMBHs form only at the centres of massive galaxies (Haehnelt 2004). Hence the detection rate has the potential to constrain the global SMBH population [with the important caveat of the unknown efficiency of binary black hole (BBH) coalescence, see §2].

The rate of coalescence detectable by LISA depends on the form of the GW signal and the instrument's sensitivity curve. Previous estimates of the event rate have used characteristic (rather than time-dependent) GW signals to determine approximate detection limits (Wyithe & Loeb 2003) or have estimated the number of detectable events by comparing the sensitivity curve with the total gravitational wave background due to coalescing BBHs (Sesana et al. 2004a). Recently Sesana et al. (2004b) estimated the expected event rate for a detailed physical model for SMBH growth. We perform the first empirically motivated calculations for the LISA detection rate of SMBH mergers in a hierarchical cosmology that use accurate signal to noise ratios (SNRs) to determine detection criteria. In §2 we describe the calcula-

\* krhook@ast.cam.ac.uk

† swyithe@isis.ph.unimelb.edu.au

<sup>1</sup> <http://lisa.jpl.nasa.gov/>

tion of SNRs for the LISA detection of BBH coalescence. In §3 we discuss our calculation of the SMBH merger rate, including our halo merger rate predictions, estimate for the occupation fraction of SMBHs in halos and the  $M_{\text{bh}}-M_{\text{halo}}$  relationship. Finally, we present our event rate predictions as a function of  $T_{\text{vir,min}}$  (§3) before concluding in §4. Throughout this work we assume  $\Omega_m = 0.27$ ,  $\Omega_k = 0$ ,  $\Omega_\Lambda = 0.73$ ,  $H_0 \equiv 100h \text{ km s}^{-1} \text{ Mpc}^{-1} = 71 \text{ km s}^{-1} \text{ Mpc}^{-1}$ ,  $\sigma_8 = 0.84$  and a primordial power spectrum with slope  $n = 1$  as determined by the *Wilkinson Microwave Anisotropy Probe* (WMAP, Spergel et al. 2003).

## 2 BINARY BLACK HOLE COALESCENCE AND DETECTION BY LISA

The efficiency with which BBHs coalesce is highly uncertain. Initially, the SMBHs sink independently toward the centre of a merged system due to dynamical friction from the dark matter background until they form a bound binary (Begelman, Blandford & Rees 1980). The efficiency of this process depends on the orbital parameters of the merging dark matter halos (van den Bosch et al. 1999; Colpi, Mayer & Governato 1999). As the orbital separation ( $r$ ) decreases, 3-body interactions with stars that pass within  $\approx r$  of the BBH centre of mass (the ‘‘loss cone’’) increasingly dominate the energy loss. Depending on the orbital parameters of the binary and the background distribution of stars, this process may result in a hardened [orbital velocity ( $v$ )  $\sim$  stellar velocity dispersion ( $\sigma$ )] binary system. If hardening continues until a binary separation where energy losses are dominated by GWs, the binary will coalesce.

Yu (2002) argues that the efficiency of BBH coalescence hinges on the time-scale for BBH hardening during the hard binary phase. During this stage, three-body interactions between the BBH and individual stars eject stars into highly elliptical orbits, lowering the inner stellar density and slowing further hardening (eg. Volonteri et al. 2003). The deceleration of the hardening rate is compounded by the preferential depletion of stars within the loss cone (region of parameter space where angular momentum is low enough that stars pass near the BBH), resulting in a deficiency of stars that can extract energy from the binary system (see Yu 2002).

Uncertainties in the efficiency of processes which may replenish loss cone stars make this effect difficult to analyse. Two-body stellar relaxation is expected to result in some diffusion of stars back into the loss cone (Binney & Tremaine 1987) but it is unclear that this process alone can support sufficient hardening. Numerical N-body simulations have been used to include the effect of the BBH ‘wander’ within the star field (due to 3-body interactions with stars), which increases the effective size of the loss cone and may prevent the coalescence from stalling (Quinlan & Hernquist 1997; Milosavljević & Merritt 2001; Chatterjee, Hernquist & Loeb 2003). Other scenarios which may aid evolution of the BBH into the GW dominated regime have been proposed, including the effects of gaseous disks (Gould & Rix 2000), flattened or triaxial stellar distributions (Yu 2002) and disruption by a third SMBH (Hut & Rees 1992).

The efficiency of BBH coalescence is of prime concern for LISA detection rates. Whilst undoubtedly still an open question, we note that there are plausible mechanisms to

extract the required energy from the binary system. For the purposes of our calculation (§3) we therefore assume that hardening of the binary to the GW dominated regime occurs with an efficiency ( $\epsilon_{\text{mrg}}$ ) of unity. All event rates quoted in this paper are proportional to  $\epsilon_{\text{mrg}}$ .

The gravitational wave dominated portion of BBH coalescence may be divided into three main phases (Hughes 2002). The binary begins in the *inspiral phase*, with the SMBHs slowly spiralling into tighter orbits due to the adiabatic loss of GW energy. Eventually the dynamics become relativistically unstable and the SMBHs violently plunge to form a single object (*merger phase*). The final GW signal can be described by modelling the merged system as a perturbed Kerr SMBH (*ringdown phase*). The dynamics of the inspiral and ringdown phases are well understood and theoretical waveforms for the GWs have been derived. However, certain parameters of the ringdown solution depend on unknown details of the merger phase and must be guided by the results of numerical simulation (see §2.2).

Detection of GWs from a single binary source will be complicated by the presence of galactic and extra-galactic GW foregrounds, and by LISA’s sensitivity to GWs from all sky directions. Matched filter template searches will therefore be necessary to detect the GW signal from an individual event (Hughes et al. 2001). The SNR for a matched filter detection ( $\rho$ ) is defined by the ratio of the coherently folded signal and noise powers:

$$\rho^2 = 4 \int_0^\infty \frac{|\tilde{h}(f)|^2}{S_h(f)} df, \quad (1)$$

where  $\tilde{h}(f) = \int_{-\infty}^\infty e^{2\pi ift} h(t) dt$  is the Fourier transform of the dimensionless strain and  $S_h(f)$  is the spectral power of the noise. We calculate SNRs for the final year (before the merger phase) of the inspiral signal. The effective duration of the ringdown phase is much shorter than one year and we therefore calculate ringdown SNRs over the entire phase. Estimates of LISA’s noise spectrum are evolving with plans for the instrument design. A recently suggested sensitivity goal (Bender 2003) has a (dimensionless) threshold sensitivity [defined as  $\frac{5S_h(f)^{1/2}}{\sqrt{5 \times 3.15 \times 10^7 \text{ s}}}$ , for  $\rho = 5$  and 1 yr of observation] with a low frequency power-law slope of  $-2.5$  for frequencies ranging between  $10^{-5}$  and  $10^{-4}$  Hz, and a power-law slope of  $-3$  for frequencies of  $3 \times 10^{-6}$  to  $10^{-5}$  Hz. Bender (2003) suggests a hard low frequency cut off at  $f_{\text{min}} = 3 \times 10^{-6}$  Hz, roughly corresponding to the lowest resolvable frequency for a year long mission. LISA will be sensitive to frequencies up to  $f_{\text{max}} \approx 1 \text{ Hz}^2$ . As a general rule  $\rho \geq 5$  is required for the confident detection of a signal (Hughes et al. 2001).

### 2.1 Inspiral phase

As the orbital separation of the binary shrinks, both the amplitude and frequency of the inspiralling strain increase. To calculate accurate inspiral phase SNRs, it is important to include the frequency dependence of the strain in the integration of signal to noise. We achieve this using the technique outlined by Flanagan & Hughes (1998, henceforth FH98).

<sup>2</sup> <http://www.srl.caltech.edu/%7Eshane/sensitivity/>

FH98 show that sky averaged squared SNR ( $\langle \rho^2 \rangle$ ) can be re-expressed in terms of the emitted GW energy spectrum  $\frac{dE_e}{df_e}$

$$\langle \rho^2 \rangle = \frac{2}{5\pi^2 D_c(z)^2 c^3} \int_0^\infty \frac{1}{f^2 S_h(f)} \frac{dE_e}{df_e}(f) df, \quad (2)$$

where  $f_e$  is the frequency of the GW. This is related to the observed GW frequency ( $f$ ) via the cosmological redshift of the source [ $f = f_e/(1+z)$ ]. The inspiral energy spectrum may be easily calculated to first order from the quadrupole approximation for the gravitational wave luminosity (FH98)

$$\begin{aligned} \frac{dE_e}{df_e} &= \frac{1}{3} \pi^{2/3} G^{2/3} \frac{M_{\text{bh}} \Delta M_{\text{bh}}}{(M_{\text{bh}} + \Delta M_{\text{bh}})^{1/3}} f_e^{-1/3}, \\ &= \frac{1}{3} \pi^{2/3} G^{2/3} \mu M_{\text{total}}^{2/3} f_e^{-1/3}, \end{aligned} \quad (3)$$

where  $M_{\text{bh}}$  and  $\Delta M_{\text{bh}}$  are the individual BBH masses corresponding to a reduced mass  $\mu = \frac{M_{\text{bh}} \Delta M_{\text{bh}}}{M_{\text{bh}} + \Delta M_{\text{bh}}}$  and total mass  $M_{\text{total}} = M_{\text{bh}} + \Delta M_{\text{bh}}$ . Numerical simulations of BBH coalescence indicate that this approximation is reasonable until  $f$  reaches  $f_{\text{merge}}(z) = 205(1+z)^{-1} (M_{\text{total}}/20M_\odot)^{-1}$  Hz (FH98) which roughly corresponds to the observed frequency when equal mass BBHs have an orbital separation of 3 Schwarzschild radii ( $\frac{6GM_{\text{bh}}}{c^2}$ ). This frequency forms the upper limit of integration in equation (2). Since the GW frequency of BBH coalescence typically increases with time, this frequency may be used to delineate the inspiral and merger phases. The observed GW frequency of the inspiral signal at an observed time  $t'$  prior to the merger phase is given by (FH98)

$$\begin{aligned} f(t')^{-8/3} &= f_{\text{merge}}(z)^{-8/3} \\ &+ \frac{64\pi^{8/3} G^{5/3}}{5 c^5} [M_{\text{total}}(1+z)]^{5/3} t'. \end{aligned} \quad (4)$$

Depending on the binary characteristics,  $f_{\text{oneyr}} \equiv f(t' = 3.15 \times 10^7 \text{s})$  may lie below the LISA waveband. We therefore use the greater of  $f_{\text{oneyr}}$  and  $f_{\text{min}}$  as the lower limit of integration in equation (2).

## 2.2 Ringdown phase

We use the technique described by Hughes (2002) to calculate SNRs for the ringdown phase. BBH coalescence is expected to result in a rotating SMBH with a bar-like excitation of the event horizon (Hughes 2002). This distortion of the Kerr solution may be modelled by the bar-like  $[(l, m) = (2, 2)]$  quasi-normal mode (Kokkotas & Schmidt 1999). The corresponding time dependent strain is described by an exponentially damped sinusoid with total (observed) amplitude ( $\mathcal{A}_{\text{rd}}$ ) whose value depends on the fraction of the BBH mass-energy ( $M_{\text{total}} c^2$ ) radiated during the ringdown phase ( $\epsilon_{\text{rd}}$ ), the binary mass, and the spin parameter of the merger product ( $a$ ). The amplitude is

$$\mathcal{A}_{\text{rd}} = \left(\frac{G}{c}\right)^{1/2} \frac{1}{D_c(z)} \sqrt{\frac{5\epsilon_{\text{rd}} M_{\text{total}}}{4\pi f_{\text{rd}} Q}} \left[\frac{4\mu}{M_{\text{total}}}\right]^2, \quad (5)$$

where  $D_c(z)$  is the comoving distance to a source at redshift  $z$ . The quality factor ( $Q$ ) is related to the damp-time of the GW signal ( $\tau$ ) by  $Q = \pi\tau f_{\text{rd}}$ . The final factor in

equation (5) accounts for the reduced signal amplitude for unequal mass BBH coalescence (FH98). Numerical simulations suggest that  $\epsilon_{\text{rd}} \approx 0.01 - 0.03$  (Baker 2001; FH98 and references therein). We adopt  $\epsilon_{\text{rd}} = 0.01$ . Assuming that the distribution of the strain between polarisations ( $h_+$ ,  $h_\times$ ) mimics that of the inspiral phase, the dependence of  $h_+$  and  $h_\times$  on the orientation of the system's angular momentum ( $\hat{L}$ ) and sky position [ $\hat{n}(\theta, \phi)$ ] is given by (Fryer, Holtz & Hughes 2002)

$$\begin{aligned} h_+(t) &= \mathcal{A}_+ \exp(-\pi f_{\text{rd,obs}} t / Q) \cos(2\pi f_{\text{rd,obs}} t + \lambda); \\ h_\times(t) &= \mathcal{A}_\times \exp(-\pi f_{\text{rd,obs}} t / Q) \sin(2\pi f_{\text{rd,obs}} t + \lambda), \end{aligned}$$

where

$$\begin{aligned} \mathcal{A}_+ &= \mathcal{A}_{\text{rd}} [1 + (\hat{L} \cdot \hat{n})^2]; \\ \mathcal{A}_\times &= -2\mathcal{A}_{\text{rd}} (\hat{L} \cdot \hat{n}), \end{aligned}$$

$f_{\text{rd,obs}} = \frac{f_{\text{rd}}}{1+z}$  is the observed ringdown GW frequency and  $\lambda$  is the initial phase. Leaver (1985), Echeverria (1989) and Fryer Holtz & Hughes (2002) have produced fitting formulae for  $f_{\text{rd}}$  and  $Q$  in terms of  $M_{\text{total}}$  and  $a$ :

$$f_{\text{rd}} = \frac{10^{5.3}}{2\pi} \text{Hz} \left(\frac{M_{\text{total}}}{M_\odot}\right)^{-1} [1 - 0.63(1-a)^{3/10}], \quad (6)$$

$$Q = 2(1-a)^{-9/20}, \quad (7)$$

which are accurate to  $\approx 5$  per cent. Hughes & Blandford (2003) note that the value of  $a$  will depend on the role that SMBH merging plays in SMBH evolution. We follow Hughes (2002) and adopt  $a = 0.997$ . The observed strain [ $H(t)$ ] is the sum of the strain in each polarisation weighted by the corresponding detector response functions [ $F_+(\theta, \phi, \psi)$ ,  $F_\times(\theta, \phi, \psi)$ ; Thorne 1987] for a source with polarisation axes rotated by an angle  $\psi$  to  $\hat{n}(\theta, \phi)$

$$H(t) = F_+(\theta, \phi, \psi) h_+(t) + F_\times(\theta, \phi, \psi) h_\times(t). \quad (8)$$

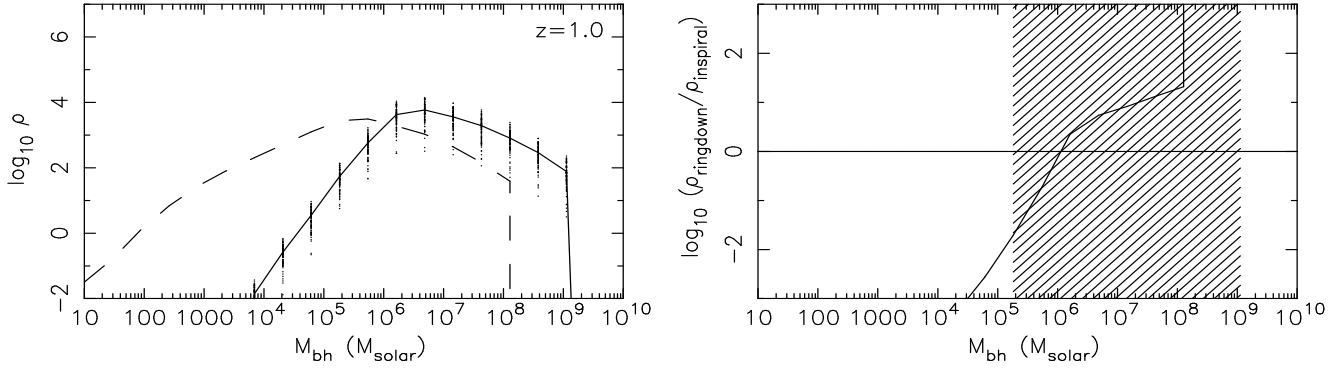
For  $a \approx 1$ , the quality factor is large and most of the energy radiated during the ringdown phase is observed at the central ringdown frequency ( $f_{\text{rd,obs}}$ ). In this limit the SNR may be approximated by (Hughes 2002)

$$\rho^2 = \frac{2 \int_0^\infty H^2(t) dt}{S_h(f_{\text{rd,obs}})}. \quad (9)$$

For comparison with the sky averaged inspiral SNR we average the SNR in equation (9) over randomly generated sets of  $(\theta, \phi, \psi, \lambda, \hat{L} \cdot \hat{n})$ .

## 2.3 Signal to noise ratios

More massive BBH systems radiate GWs at lower frequencies and for a given binary system the ringdown signal is at a higher frequency [see equations (4) & (6)]. Therefore if the sensitivity curve has a low frequency cut off and/or degrades rapidly with frequency, searches for the ringdown signal will probe more massive BBHs. We find that ringdown searches can detect coalescence between BHs with masses up to  $M_{\text{bh}} \approx 10^{9.1} M_\odot$  ( $10^{8.1} M_\odot$ ) at  $z = 1$  ( $z = 9$ ). In the left hand panel of Figure 1 we plot the SNR for the inspiral (*dot-dashed line*) and ringdown (*solid line*) phases



**Figure 1.** Signal to noise ratios for the inspiral (*dot-dashed line*) and ringdown (*solid line*) phases of equal mass binary black hole coalescence as a function of single black hole mass (left panel). For completeness we show the ringdown signal to noise ratios for random sky angles and orientations (*dots*). On the right we plot the ratio of ringdown to inspiral signal to noise as a function of coalescing black hole mass. The hatched region denotes the mass range over which the ringdown signal allows confident detection ( $\rho \geq 5$ ).

of equal mass,  $z = 1$  BBH coalescence as a function of single BH mass. The right hand panel shows the ratio of ringdown to inspiral SNRs, with the hatched region denoting the mass range over which the ringdown signal is detectable. The SNR is greater in the ringdown signal for  $M_{\text{bh}} > 10^6 M_{\odot}$ . We note that there exists a range of SMBH masses ( $M_{\text{bh}} \approx 10^{8.2} - 10^{9.1} M_{\odot}$  at  $z = 1$ ) for which BBH coalescence is detectable only in the ringdown phase. Since characteristic frequencies decay with  $(1+z)$ , this mass range decreases with redshift. By  $z = 9$ , the mass range is comparable to the typical SMBH mass observed in the local universe ( $M_{\text{bh}} \approx 10^{7.6} - 10^{8.2} M_{\odot}$ ). These results are consistent with the calculations of FH98 and reinforce the point that searches for gravitational radiation from the ringdown phase may generate constraints on the high mass SMBH population. The higher frequency of the ringdown signal from SMBH binaries offers limited advantage for their detection if the low frequency sensitivity has a power-law slope of  $-2$  and no lower cut-off (corresponding to the optimal scenario of constant accelerometer dominated noise, see White 2002). However, it is expected that frequency dependent sources of spurious acceleration will result in a steeper low-frequency sensitivity curve (Bender 2003).

In addition to the instrumental noise, unresolved GWs from various classes of binary systems are expected to limit LISA's sensitivity (see Sesana et al. 2004b). However, Sesana et al. (2004b) calculate that BBH coalescence only dominates the sky noise below a frequency of  $10^{-4}$  Hz, and this noise is still an order of magnitude lower than the suggested LISA sensitivity. Therefore the unresolved BBH background should not significantly affect LISA's sensitivity to super-massive BBH coalescence.

### 3 MERGER AND COALESCENCE RATES

Estimates of the merger rate of dark matter halos are provided by the extended Press-Schechter (1974) formalism (Lacey & Cole 1993). We denote the merger rate per halo of mass  $M$  per unit time with halos of mass between  $\Delta M$  and  $\Delta M + dM$  by  $\frac{d^2 N_{\text{mrg}}}{d\Delta M dt} \Big|_M$ . The local (all-sky) detection rate

of SMBH mergers ( $\frac{d^2 N}{dz dt}$ ) occurring in the redshift interval ( $z, z + dz$ ) may be estimated (e.g. Wyithe & Loeb 2003) by integrating the halo merger rate ( $\frac{d^2 N_{\text{mrg}}}{d\Delta M dt} \Big|_M$ ) over the Press-Schechter dark matter halo mass function ( $\frac{dn}{dM}$ ) as below:

$$\frac{d^2 N}{dz dt} = \int_0^\infty dM \int_{M/3}^M d\Delta M \langle \Theta(M_{\text{bh}}, \Delta M_{\text{bh}}, z) \rangle \frac{dn}{dM} \times \frac{d^2 N_{\text{mrg}}}{d\Delta M dt} \Big|_M f_{\text{bh}}(M, z) f_{\text{bh}}(\Delta M, z) \frac{\epsilon_{\text{mrg}}}{1+z} 4\pi \frac{d^2 V}{dz d\Omega}, \quad (10)$$

where  $\frac{d^2 V}{dz d\Omega}$  is the comoving volume per unit solid angle between  $z$  and  $z + dz$  and the factor  $(1+z)^{-1}$  accounts for time-dilation. The product of the halo SMBH occupation fractions [ $f_{\text{bh}}(M, z) f_{\text{bh}}(\Delta M, z)$ ] relates the expected SMBH merger rate to the halo merger rate.

Equation (10) has the following additional features. We assume an observationally motivated dependence of SMBH mass on host halo mass [ $M_{\text{bh}} = M_{\text{bh}}(M, z)$ , see § 3.1]. The merger rate  $\frac{d^2 N}{dz dt}$  is weighted by the probability for detection of the central SMBH coalescence, denoted  $\langle \Theta \rangle$ , where the detection  $\Theta$  is determined through calculation of the SNR

$$\begin{aligned} \Theta(M_{\text{bh}}, \Delta M_{\text{bh}}, z) &= 0, \text{ if } \rho(M_{\text{bh}}, \Delta M_{\text{bh}}, z) < 5, \\ &= 1, \text{ if } \rho(M_{\text{bh}}, \Delta M_{\text{bh}}, z) \geq 5. \end{aligned} \quad (11)$$

We exclude halo mergers where the accreted satellite halo takes longer than the Hubble time to sink to the centre of the merged system, since the BBH will not have time to form. This is achieved by limiting the merger rate contribution to halo pairs with mass ratios smaller than 3 (Colpi, Mayer & Governato 1999). We assume efficient coalescence of SMBH binaries in halo mergers, making our prediction of the coalescence rate a maximum. The merger rate scales with the fraction of BBHs that evolve into the GW dominated regime ( $\epsilon_{\text{mrg}}$ ). We further assume coalescence to be rapid. This last assumption may affect the redshift distribution of our expected counts (although this effect may be small, see Sesana et al. 2004a), but should have little effect on estimates of the total event rate.

### 3.1 The $M_{\text{bh}}-M_{\text{halo}}$ relationship

Shields et al. (2003) investigated the evolution of the relationship between  $M_{\text{bh}}$  and the velocity dispersion of the host bulge ( $\sigma_c$ ) out to  $z \sim 3$  using a sample of radio-quiet AGN. They found no evidence for variation from the locally determined relationship (Ferrarese & Merritt 2000; Gebhardt 2000)

$$M_{\text{bh}} = 10^{8.13} M_{\odot} \left( \frac{\sigma_c}{200 \text{ km s}^{-1}} \right)^{4.02}. \quad (12)$$

Ferrarese (2002) found that the velocity dispersion of the local galactic bulges correlates with the circular velocity in the flat region of the halos rotation curve  $\sigma_c \sim v_c^{1.2}$ , indicating that  $M_{\text{bh}} \sim v_c^5$ . Assuming that there is no evolution in the  $\sigma_c-v_c$  relation, and relating  $v_c$  to the virial velocity of a virialised halo of mass  $M$

$$v_{\text{vir}} = 23.4 \left( \frac{M}{10^8 h^{-1} M_{\odot}} \right)^{1/3} \left[ \frac{\Omega_m}{\Omega_m^z} \frac{\Delta_c}{18\pi^2} \right]^{1/6} \times \left( \frac{1+z}{10} \right)^{1/2} \text{ km s}^{-1}, \quad (13)$$

[where  $\Omega_m^z = \frac{\Omega_m(1+z)^3}{(\Omega_m(1+z)^3 + \Omega_{\Lambda} + \Omega_k(1+z)^2)}$ ,  $d \equiv \Omega_m^z - 1$  and  $\Delta_c = 18\pi^2 + 82d - 39d^2$  is the overdensity of a virialised halo at redshift  $z$ ] we can determine the redshift dependent  $M_{\text{bh}}-M_{\text{halo}}$  relationship (normalised to the local relationship from Ferrarese 2002)

$$M_{\text{bh}} = 10^9 M_{\odot} \left( \frac{M_{\text{halo}}}{1.5 \times 10^{12} M_{\odot}} \right)^{5/3} \left[ \frac{1+z}{7} \right]^{5/2}. \quad (14)$$

The  $M_{\text{bh}}-M_{\text{halo}}$  relationship has been established locally for halo masses in the range  $10^{11} - 10^{13.4} M_{\odot}$  (Ferrarese 2002). Fits to gravitational lens separation distributions [Porciani & Madau 2000; Kochanek & White 2001 hereafter KW2001] and simple models for baryon cooling (Cole et al. 2000; KW2001) indicate that halos with  $M \gtrsim 3 \times 10^{12} M_{\odot}$  tend to form groups and clusters of galaxies. This will suppress the number of very massive SMBHs relative to the number of massive dark matter halos. In addition, limitations on accretion from the IGM, and feedback from massive galactic winds are expected to suppress starformation in small mass halos (see Barkana & Loeb 2001 and references therein), and may also inhibit SMBH formation. In the following section, we construct an observationally motivated SMBH occupation fraction ( $f_{\text{bh}}$ ) that empirically accounts for these effects.

### 3.2 The black hole occupation fraction

A model which assumes that all dark-matter halos contain SMBHs (e.g. Wyithe & Loeb 2003) may substantially overestimate the SMBH coalescence rate. Here we assume that all galaxies residing in halos with virial temperatures larger than a critical value host a central SMBH [with mass determined by the  $M_{\text{bh}}-M_{\text{halo}}$  relationship, equation (14)]. We construct the galaxy occupation fraction of dark-matter halos at  $z = 0$  by comparing the observed velocity distribution of local galaxies with a velocity function that is generated from the Press-Schechter mass-function, and which assumes a relationship between cooled baryonic and virial

velocities (see §3.2.1). Motivated by the absence of evolution in the observed correlation between  $M_{\text{bh}}$  and the velocity dispersion of the host bulge, we assume that the fraction of halos of mass ( $M$ ) and redshift ( $z$ ) that host a central SMBH is determined by  $v_{\text{vir}}$  independently of redshift [i.e.  $f_{\text{bh}}(M, z) = f_{\text{bh}}(v_{\text{vir}})$ ].

#### 3.2.1 Galaxy velocity functions and SMBH demography

Measurements of the circular velocities of galaxies reflect the dynamics of the stars in the inner region of the halo where the density profile differs significantly from the profile predicted by Navarro, Frenk & White (NFW, 1997) for CDM. Simple galaxy formation models consider the effect of adiabatic cooling of baryons on the radial density and velocity profiles of galaxies but neglect heating due to starformation. Adiabatic cooling and condensation of the halo's baryonic component into a rotationally supported disk steepens the inner density profile, resulting in a higher maximal circular velocity ( $v_{\text{cool}}$ ) than implied by the initial profile (Dalcanton, Spergel & Summers 1997; Mo, Mao & White 1998; Gonzalez et al. 2000; KW2001).

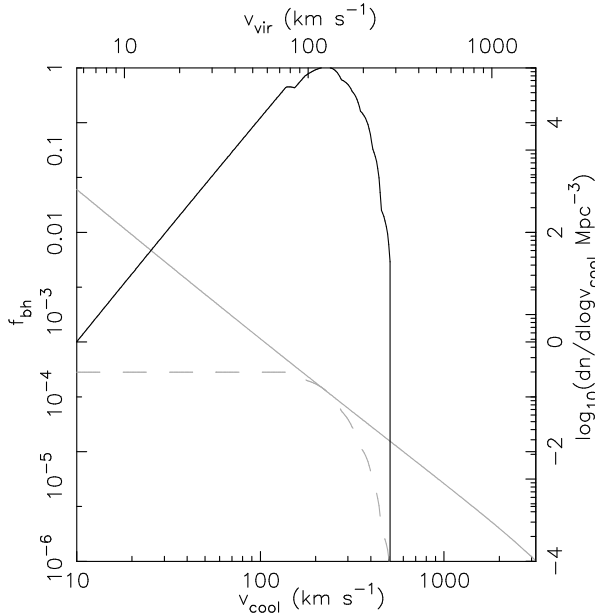
To model the cooled halo density profile, Mo et al. (1998) assume that the baryonic and dark matter components are initially uniformly mixed in an NFW density profile with concentration parameter  $c$ , spin parameter  $\lambda$  and specific angular momentum  $j = 0.05$ . The peak circular velocity of the modified density profile may be determined by self-consistently solving (with angular momentum and energy conservation) for the scale factor of the exponential disk. For a disk with specific angular momentum equal to that of the original halo, the cooled velocity is related to the virial velocity by (Mo et al. 1998)

$$v_{\text{cool}} \approx (1 - 3m_d + 5.2m_d^2) \left( \frac{\lambda}{0.1} \right)^{-0.06 + 2.71m_d + 0.0047/\lambda} \times (1 - 0.019c + 0.0025c^2 + 0.52/c) v_{\text{vir}}. \quad (15)$$

Numerical N-body simulations of hierarchical structure formation suggest the average halo spin to be roughly independent of halo mass and equal to about 0.04 (Bullock et al. 2001a). Furthermore, the concentration parameter of the NFW profile may be related to the halo virial mass  $M_{\text{vir}}$  (at  $z = 0$ ) by  $c = 9 \left( \frac{M_{\text{vir}}}{8.12 \times 10^{12} M_{\odot}} \right)^{-0.14}$  (Bullock et al. 2001b). We assume the fraction of halo mass in the cooled disk to be  $m_d = 0.05$ , independent of halo mass. The cooled baryon fraction is thought to be smaller in more massive halos (see KW2001), however we find that allowing  $m_d$  to vary over halo mass as suggested by the cooling model of KW2001 has little effect on the profile of the adiabatically cooled velocity function. The halo cooled velocity function may then be computed from the PSMF through the change of variable

$$\frac{dn}{dv_{\text{cool}}} = \frac{dn}{dM} \left| \frac{dM}{dv_{\text{cool}}} \right|. \quad (16)$$

For a cooled baryon fraction ( $m_d$ ) that is independent of mass, this prescription results in a  $M_{\text{halo}} \sim v_{\text{cool}}^3$  dependence of cooled velocity on halo mass for  $10^6 M_{\odot} < M_{\text{halo}} < 10^{15} M_{\odot}$ . Consequently, the net effect of this adiabatic cooling model is to translate (and re-scale) the Press-Schechter

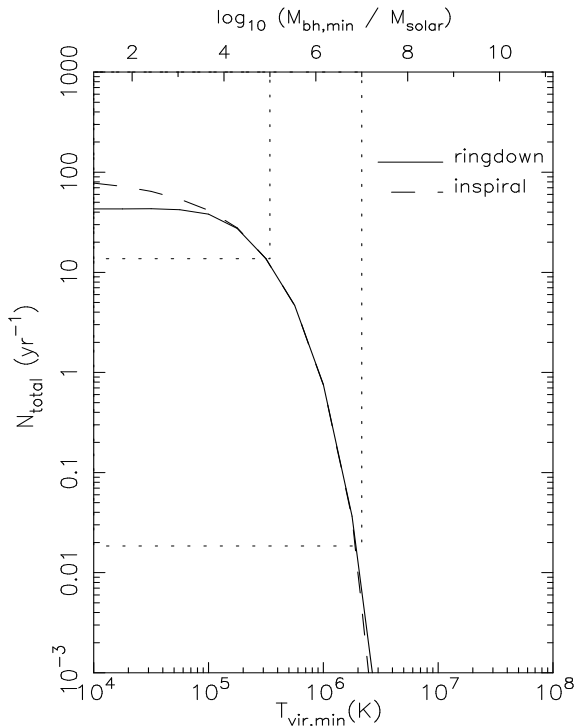


**Figure 2.** Occupation fraction (*solid black line*) of SMBHs in halos as a function of the maximum circular velocity of the cooled density profile (lower axis) or the halo virial velocity (upper axis). The *solid grey* and *dashed grey* lines show the (local) cooled Press-Schechter halo velocity distribution and observed galaxy velocity distribution (calibrated by the right hand axis) as described in §3.2.1.

distribution of halo virial velocities. To construct our occupation fraction we assume that there is one circular velocity for which galaxies have an occupation fraction of unity. We then find the (linear) relationship between cooled and virial velocity that enforces this condition. We have adopted the observational galaxy velocity function used by KW2001 for this purpose. KW2001 provide data down to  $v_{\text{cool}} \approx 70 \text{ km s}^{-1}$ . Below this we extrapolate with a single power law  $\frac{dn}{dv_{\text{cool}}} \sim v^\beta$  with  $\beta = -1$  (appropriate for a luminosity function with faint-end slope  $-1$ ).

This process returns a halo cooled velocity ( $v_{\text{cool}}$ ) which, at the peak of the occupation fraction, is consistent with the velocity derived using the prescription of Mo et al. (1998) to within  $\approx 15$  per cent. Moreover, our relationship is consistent with the ratio of  $v_{\text{vir}}/v_{\text{cool}} \approx 1.8$  measured from weak lensing studies (Seljak 2002). The resulting occupation fraction (see Figure 2) peaks at  $v_{\text{cool}} \approx 230 \text{ km s}^{-1}$  ( $v_{\text{vir}} \approx 125 \text{ km s}^{-1}$ ). This cooled velocity is also consistent with the circular velocity at which Press-Schechter and observed galaxy velocity functions agree in the works by Gonzalez et al. (2000) and KW2001.

van den Bosch et al. (2002) provide another estimate of the dependence of galaxy formation efficiency on host halo mass via the average halo mass-to-light ratio. This quantity may be estimated by constructing halo mass conditional luminosity functions using the relationship between (luminosity dependent) observed galaxy-galaxy correlation lengths and mass-scale for a hierarchical cosmology (see van den Bosch et al. 2002). Their calculation yields a minimum mass-to-light ratio (indicative of maximum galaxy formation efficiency) for dark matter halos with  $M_{\text{halo}} \sim 3 \times 10^{11} M_{\odot}$ , which is comparable to the peak in  $f_{\text{bh}}(M, z = 0)$  at  $M \sim 4.8 \times 10^{11} h^{-1} M_{\odot}$ .



**Figure 3.** Expected detectable binary black hole coalescence rates as a function of the minimum virial temperature of a black hole hosting halo ( $T_{\text{vir,min}}$ , lower axis) or the minimum black hole mass ( $M_{\text{bh,min}}$ , upper axis) for both inspiral (*dashed line*) and ringdown (*solid line*) phases assuming efficient coalescence. The *dotted lines* highlight the predicted event rates if the minimum SMBH mass is taken to be the minimum SMBH mass in local galactic bulges ( $M_{\text{bh,min}} \approx 10^5 M_{\odot}$ ) or the typical mass of a SMBH powering a quasar at  $z \sim 2$  ( $M_{\text{bh,min}} \approx 10^7 M_{\odot}$ ).

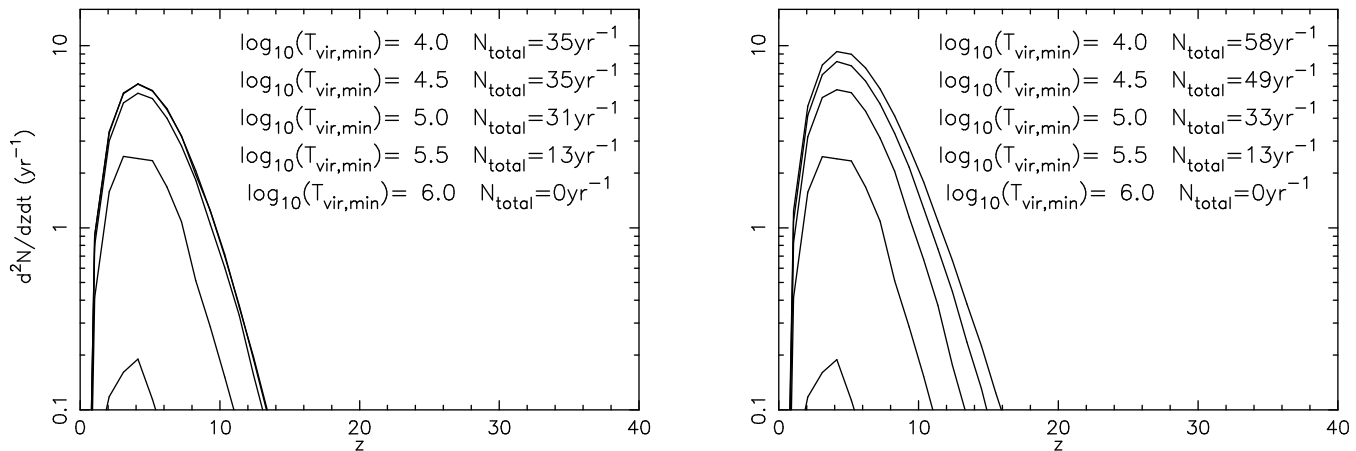
The occupation fraction decays rapidly for cooled velocities larger than  $230 \text{ km s}^{-1}$ . We note that errors in  $f_{\text{bh}}$  at high  $v_{\text{vir}}$  will not effect our predicted event rates due to the exponential tail of the PSMF. Indeed Wyithe & Loeb (2003) found that imposing a sharp cut-off to  $f_{\text{bh}}$  at a virial velocity of  $600 \text{ km s}^{-1}$  had little impact on their predictions.

### 3.2.2 The minimum SMBH mass

Prior to the reionisation of the IGM, halos required a virial temperature larger than  $\sim 10^4 \text{ K}$  for the accreted gas to cool via atomic hydrogen transitions within a Hubble time. After reionisation of the IGM, the higher IGM temperature inhibited the accretion of gas into halos with virial temperatures lower than  $\sim 2 \times 10^5 \text{ K}$ . These virial temperatures specify the minimum mass of a halo inside of which a SMBH may form (e.g. Barkana & Loeb 2001)

$$M_{\text{vir}} = 10^8 h^{-1} M_{\odot} \left( \frac{T_{\text{vir}}}{1.98 \times 10^4} \right)^{3/2} \left[ \frac{\mu}{0.6} \right]^{-1.5} \times \left[ \frac{\Omega_m \Delta_c}{\Omega_m^z 18\pi^2} \right]^{-1/2} \left( \frac{1+z}{10} \right)^{-3/2}, \quad (17)$$

Equivalently, a minimum virial temperature specifies a minimum depth for the potential well (or velocity, or mass) of a halo in which a SMBH can exist. Given the  $M_{\text{bh}}-M_{\text{halo}}$  relationship, equation (17) implies a minimum SMBH mass ( $M_{\text{bh,min}}$ ) which is independent of redshift. For  $T_{\text{vir,min}} =$



**Figure 4.** Redshift distribution of ringdown (left panel) and inspiral (right panel) phase detections of binary black hole coalescence for several  $T_{\text{vir,min}}$  assuming rapid, efficient coalescence. The total event rates ( $N_{\text{total}}$ ) for each  $T_{\text{vir,min}}$  curve are listed in order of descending peak detection rate.

$10^4$  K ( $2 \times 10^5$  K) this minimum SMBH mass corresponds to  $M_{\text{bh,min}} \approx 15 M_{\odot}$  ( $1.5 \times 10^4 M_{\odot}$ ). In contrast, the locally detected population of SMBHs reside in more massive halos with virial temperatures greater than  $\approx 10^{5.4}$  K, although this lower limit may be partially attributable to the difficulties in obtaining dynamical evidence for BHs with  $M_{\text{bh}} \lesssim 10^6 M_{\odot}$  (e.g. Kormendy & Richstone 1995).

### 3.3 Event-rate predictions

The predicted event rates are plotted in Figure 3 as a function of the minimum virial temperature (lower axis) and minimum SMBH mass (upper axis). The event rates per year decline with increasing  $T_{\text{vir,min}}$ . For  $T_{\text{vir,min}} \approx 10^5$  K ( $M_{\text{bh,min}} \sim 10^4 M_{\odot}$ ) we predict  $\approx 40$  detections per year in each of the ringdown and inspiral phases. These predictions are significantly below those of Wyithe & Loeb (2003), with the discrepancy due to our inclusion of the SMBH occupation fraction in the merger rate. Our SMBH occupation fraction and accurate detection criteria result in predictions that decay more rapidly with increasing  $T_{\text{vir,min}}$  than previous calculations suggested.

SMBHs powering luminous quasars at  $z \sim 2$  weigh  $\gtrsim 10^7 M_{\odot}$ . If  $M_{\text{bh,min}} \sim 10^{7.1} M_{\odot}$  the predicted event-rates are very low; falling below  $0.001 \text{ yr}^{-1}$  for each phase. Hence LISA will not detect coalescence from the major merges of bright quasar hosts. However, there is evidence for SMBHs as small as  $\approx 10^5 M_{\odot}$  in local galactic bulges (Ferrarese 2002) and low-luminosity, low-redshift AGN (Greene & Ho 2004). A reasonable estimate for the minimum SMBH mass is therefore  $M_{\text{bh,min}} = 10^5 M_{\odot}$ , which corresponds to predictions of  $\approx 15$  events per year in each phase. Figure 4 shows the redshift distribution of events as a function of the minimum virial temperature. Most of the events originate at  $z \approx 3 - 4$  due to mergers between halos more massive than  $10^{10} M_{\odot}$ .

Sesana et al. (2004a&b) make predictions for the detection rate of inspiral phase BBH coalescence for a seeded SMBH formation model; estimating  $\approx 35$  ‘‘bursts’’ in 3 years of observation due to events at  $z \approx 4$ . This calculation

employs a specific model for the formation and evolution of BBHs embedded in an isothermal stellar distribution. Sesana et al. (2004a) use the seeded SMBH growth model of Volonteri et al. (2003) in which (large) stellar mass BHs form in  $3.5 - \sigma$  peaks at  $z = 20$  and grow via accretion and coalescence during major halo mergers.

While we also rely on the merger rate of dark matter halos for the basis of our coalescence rate, our calculation differs by employing empirically motivated estimates for the population of SMBHs in halos. We do not assume the physics leading to the absence of galaxies (and by extension SMBHs) in large and small halos, however we have shown that the inclusion of the occupation fraction significantly affects the coalescence rate. We have assumed an efficient coalescence of SMBH binaries, while Sesana et al. (2004a) specify a detailed model for binary evolution that results in some binaries being ejected from the galaxy core (where they do not coalesce).

We estimate an upper limit for the rate of supermassive BBH coalescence (where both binary members weigh more than  $10^5 M_{\odot}$ ) of  $\sim 15 \text{ yr}^{-1}$ , which is larger than, but comparable to, the  $\sim 9 \text{ yr}^{-1}$  estimated by Sesana et al. 2004a&b for binary coalescence with one member heavier than  $10^5 M_{\odot}$ . If intermediate mass black holes exist, then our estimate for the detectable coalescence rate increases only modestly [due to the declining occupation fraction for lower mass halos (see Figure 2)] to  $\sim$  tens per year (see Figure 3).

## 4 CONCLUSION

We have computed the SNR of both the inspiral and ringdown phases of SMBH coalescence, and calculated mass and redshift ranges over which BBH coalescence will be detectable by LISA. The higher frequency of the ringdown signal allows detection of the coalescence of more massive binary systems. In particular, searches for gravitational waves for the ringdown signal offer a superior probe of BBH coalescence between SMBHs which are more massive than  $\approx 10^6 M_{\odot}$ , and allow confident detection of the coalescence

of SMBHs in the mass range  $M_{\text{bh}} \approx 10^{8.2} - 10^{9.1} M_{\odot}$  at  $z = 1$  should they exist (or  $M_{\text{bh}} \approx 10^{7.6} - 10^{8.2} M_{\odot}$  at  $z = 9$ ).

We have predicted the rate of binary black hole coalescence detectable by LISA assuming a hierarchical cosmology in which black holes form in halos with virial temperature above a critical value and obey an observationally motivated scaling with halo mass and redshift of the form  $M_{\text{bh}} \sim M_{\text{halo}}^{5/3} (1+z)^{5/2}$ . Prompted by the observation that the numbers of both large and small galaxies fall short of the expected numbers of dark-matter halos, we compute the empirical galaxy occupation fraction. This is obtained by comparing the locally observed galaxy velocity function with a cooled Press-Schechter (1974) velocity function. Our predicted event rate declines rapidly with increased estimates for the smallest SMBH that can form. If we are guided by the smallest nuclear SMBH mass inferred in local galactic bulges and nearby low-luminosity AGN ( $\approx 10^5 M_{\odot}$ ), then we expect  $\approx 15$  detections per year. Most of these events will be detectable via both their final-year inspiral and ring-down signals. Our observationally motivated estimates for the event rate of BBH coalescence therefore indicate that observations of coalescing BBHs are a realistic target for LISA.

## ACKNOWLEDGEMENTS

The authors wish to thank Rachel Webster, Andrew Melatos and Avi Loeb for helpful discussions during the course of this work.

## REFERENCES

- Baker, J. G. 2001, *Bulletin of the American Astronomical Society*, 33, 1478
- Begelman, M. C., Blandford, R. D., & Rees, M. J. 1980, *Nature*, 287, 307
- Bender, P. L. 2003, *Class. & Quantum Grav.*, 20, 301
- Binney, J. & Tremaine, S. 1987, Princeton, NJ, Princeton University Press, 1987, 747 p.,
- Bullock, J. S., Dekel, A., Kolatt, T. S., Kravtsov, A. V., Klypin, A. A., Porciani, C., & Primack, J. R. 2001a, *ApJ*, 555, 240
- Bullock, J. S., Kolatt, T. S., Sigad, Y., Somerville, R. S., Kravtsov, A. V., Klypin, A. A., Primack, J. R., & Dekel, A. 2001b, *MNRAS*, 321, 559
- Chatterjee, P., Hernquist, L., & Loeb, A. 2003, *ApJ*, 592, 32
- Cole, S., Lacey, C. G., Baugh, C. M., & Frenk, C. S. 2000, *MNRAS*, 319, 168
- Colpi, M., Mayer, L., & Governato, F. 1999, *ApJ*, 525, 720
- Dalcanton, J. J., Spergel, D. N., & Summers, F. J. 1997, *ApJ*, 482, 659
- Echeverria, F. 1989, *Phys. Rev. D*, 40, 3194
- Fan, X. et al. 2001, *Astron. J.*, 122, 2833
- Fan, X. et al. 2003, *Astron. J.*, 125, 1649
- Ferrarese, L. 2002, *ApJ*, 578, 90
- Ferrarese, L. & Merritt, D. 2000, *ApJ*, 539, L9
- Flanagan, É. É. & Hughes, S. A. 1998, *Phys. Rev. D*, 57, 4535
- Folkner, W. M., Bender, P. L., & Stebbins, R. T. 1998, NASA STI/Recon Technical Report N, 55623
- Fryer, C. L., Holz, D. E., & Hughes, S. A. 2002, *ApJ*, 565, 430
- Gebhardt, K. et al. 2000, *ApJ*, 539, L13
- Greene, J. E., & Ho, L. C. 2004, *ApJ*, 610, 722
- Gonzalez, A. H., Williams, K. A., Bullock, J. S., Kolatt, T. S., & Primack, J. R. 2000, *ApJ*, 528, 145
- Gould, A. & Rix, H. 2000, *ApJ*, 532, L29
- Haehnel, M. G. 2004, *Coevolution of Black Holes and Galaxies*, 406
- Hughes, S. A. 2002, *MNRAS*, 331, 805
- Hughes, S. A., Marka, S., Bender, P. L. & Hogan, C. J. 2002, in *The Future of Particle Physics: 2001 Snowmass Meeting*, ed. N. Graf, in press (astro-ph/0110349)
- Hughes, S. A. & Blandford, R. D. 2003, *ApJ*, 585, L101
- Hut, P. & Rees, M. J. 1992, *MNRAS*, 259, 27P
- Kauffmann, G. & Haehnel, M. 2000, *MNRAS*, 311, 576
- Kochanek, C. S. & White, M. 2001, *ApJ*, 559, 531
- Kokkotas, K. & Schmidt, B. 1999, *Living Reviews in Relativity*, 2, 2
- Kormendy, J., & Richstone, D. 1995, *Ann. Rev. Astron. Astrophys.*, 33, 581
- Lacey, C. & Cole, S. 1993, *MNRAS*, 262, 627
- Leaver, E. W. 1985, *Royal Society of London Proceedings Series A*, 402, 285
- Loeb, A. & Barkana, R. 2001, *Ann. Rev. Astron. Astrophys.*, 39, 19
- Magorrian, J. et al. 1998, *Astron. J.*, 115, 2285
- Menou, K., Haiman, Z., & Narayanan, V. K. 2001, *ApJ*, 558, 535
- Milosavljević, M. & Merritt, D. 2001, *ApJ*, 563, 34
- Mo, H. J., Mao, S., & White, S. D. M. 1998, *MNRAS*, 295, 319
- Navarro, J. F., Frenk, C. S., & White, S. D. M. 1997, *ApJ*, 490, 493
- Press, W. H. & Schechter, P. 1974, *ApJ*, 187, 425
- Porciani, C. & Madau, P. 2000, *ApJ*, 532, 679
- Quinlan, G. D. & Hernquist, L. 1997, *New Astronomy*, 2, 533
- Seljak, U. 2002, *MNRAS*, 334, 797
- Sesana, A., Haardt, F., Madau, P., & Volonteri, M. 2004a, *ApJ*, 611, 623
- Sesana, A., Haardt, F., Madau, P., & Volonteri, M. 2004b, *ApJ*, accepted (astro-ph/0409255)
- Shields, G. A., Gebhardt, K., Salviander, S., Wills, B. J., Xie, B., Brotherton, M. S., Yuan, J., & Dietrich, M. 2003, *ApJ*, 583, 124
- Spergel, D. N. et al. 2003, *ApJ Sup.*, 148, 175
- Thorne, K. S., 1987, in *Hawking, S. W., Israel, W., eds, 300 Years of Gravitation*, Cambridge Univ Press, Cambridge, p. 330.
- Volonteri, M., Haardt, F., & Madau, P. 2003, *ApJ*, 582, 559
- van den Bosch, F. C., Lewis, G. F., Lake, G., & Stadel, J. 1999, *ApJ*, 515, 50
- van den Bosch, F. C., Yang, X., & Mo, H. J. 2003, *MNRAS*, 340, 771
- White Paper, 2002, *LISA Sensitivity White Paper*, <http://www.srl.caltech.edu/%7Eshane/sensitivity/>
- Wyithe, J. S. B. & Loeb, A. 2002, *ApJ*, 581, 886
- Wyithe, J. S. B. & Loeb, A. 2003, *ApJ*, 590, 691
- Yu, Q. 2002, *MNRAS*, 331, 935

This paper has been typeset from a  $\text{\TeX}/\text{\LaTeX}$  file prepared by the author.