

## SUPERNOVA 1954J (VARIABLE 12) IN NGC 2403 UNMASKED<sup>1</sup>

SCHUYLER D. VAN DYK

Spitzer Science Center, Caltech, Mailcode 220-6, Pasadena CA 91125

ALEXEI V. FILIPPENKO, RYAN CHORNOCK, AND WEIDONG LI

Department of Astronomy, 601 Campbell Hall, University of California, Berkeley, CA 94720-3411

AND

PETER M. CHALLIS

Harvard-Smithsonian Center for Astrophysics, 60 Garden St., Cambridge, MA 02138

*To Appear in PASP, 2005 June issue*

### ABSTRACT

We have confirmed that the precursor star of the unusual Supernova 1954J (also known as Variable 12) in NGC 2403 survived what appears to have been a super-outburst, similar to the 1843 Great Eruption of  $\eta$  Carinae in the Galaxy. The apparent survivor has changed little in brightness and color over the last eight years, and a Keck spectrum reveals characteristics broadly similar to those of  $\eta$  Car. This is further suggested by our identification of the actual outburst-surviving star in high-resolution images obtained with the Advanced Camera for Surveys on the *Hubble Space Telescope*. We reveal this “supernova impostor” as a highly luminous ( $M_V^0 \approx -8.0$  mag), very massive ( $M_{\text{initial}} \gtrsim 25 M_{\odot}$ ) eruptive star, now surrounded by a dusty ( $A_V \approx 4$  mag) nebula, similar to  $\eta$  Car’s famous Homunculus.

*Subject headings:* supernovae: general — supernovae: individual (SN 1954J) — stars: massive — stars: evolution — stars: variables: other — galaxies: individual (NGC 2403)

### 1. INTRODUCTION

The fate of the most massive stars in galaxies is not well understood. Such stars have been theoretically linked to black-hole formation, to some gamma-ray burst sources, and to early metal enrichment in the Universe (e.g., Umeda & Nomoto 2003). In principle, stars with initial masses  $M \gtrsim 20\text{--}30 M_{\odot}$  should pass through the red supergiant phase, or directly to the short-lived luminous blue variable (LBV) phase, on to the Wolf-Rayet (WR) phase (e.g., Langer et al. 1994; Stothers & Chin 1996), before exploding as supernovae (SNe; e.g., Woosley, Langer, & Weaver 1993) or ending as “collapsars” (e.g., MacFadyen & Woosley 1999). The Great Eruption of 1843 for  $\eta$  Carinae (see Davidson & Humphreys 1997), where the star’s bolometric luminosity increased by a very large amount, demonstrated that some very massive stars go through spectacular eruptive phases of pre-SN mass ejection. This instability may play a role in shaping the appearance of the upper Hertzsprung-Russell (H-R) diagram (Humphreys & Davidson 1994). However, LBVs, and particularly phenomenal cases such as  $\eta$  Car, are extremely rare (Humphreys & Davidson 1994); isolating additional examples is therefore necessary for a better understanding of the evolution of very massive stars.

The identification of a number of extragalactic objects as genuine SNe (strictly defined to be the violent destruction of a star at the end of its life) has been questioned by several teams of investigators (e.g., Goodrich et al. 1989; Filippenko et al. 1995; Van Dyk et al. 2000, 2004; Smith, Humphreys, & Gehrz 2001; Wagner et al. 2004). These authors have argued that the “SN impostors” are more likely the pre-SN cataclysmic event of a very massive star, anal-

ogous to  $\eta$  Car (hence, the term “ $\eta$  Car analogs” or “ $\eta$  Car variables”; Humphreys, Davidson, & Smith 1999). Similarly to  $\eta$  Car, the precursor star is expected to survive the eruptive super-outburst. The prototypical examples are SN 1961V in NGC 1058 (Zwicky 1964; Goodrich et al. 1989; Filippenko et al. 1995; Humphreys et al. 1999; Van Dyk, Filippenko, & Li 2002) and SN 1954J in NGC 2403 (Humphreys et al. 1999; Smith et al. 2001). Five more-recent examples are SN 1997bs in M66 (Van Dyk et al. 2000), SN 1999bw in NGC 3198 (Filippenko, Li, & Modjaz 1999), SN 2000ch in NGC 3432 (Filippenko 2000; Wagner et al. 2004), SN 2001ac in NGC 3504 (Matheson et al. 2001), and SN 2002kg, also in NGC 2403 (Schwartz & Li 2002). The star V1 in NGC 2366 (Drissen, Roy, & Robert 1997; Drissen et al. 2001) may be an additional member of this group. For SN 1997bs (Van Dyk et al. 1999) and SN 2002kg (Weis & Bomans 2005; Van Dyk et al. 2005), luminous, very massive precursor stars have been directly identified.

Whereas the early-time optical spectrum of SN 1961V was dominated by narrow emission lines of H, He I, and Fe II (indicating a relatively low maximum expansion velocity of  $\sim 2000$  km s<sup>-1</sup>; Zwicky 1964), similar to what is seen for the “Type II<sub>n</sub>” SN classification (Schlegel 1990; Filippenko 1997), no spectra of SN 1954J exist at a comparable epoch. The identification of this latter event as a SN, therefore, has always been debatable. Kowal et al. (1972) considered it a SN, possibly of “Type V” (Zwicky 1965), based on the relative similarity of its light curve to the highly peculiar one of SN 1961V. Tammann & Sandage (1968) had identified the object as an irregular blue variable, Variable 12 (V12; see their Figure 11 for the unusual

<sup>1</sup>BASED IN PART ON OBSERVATIONS WITH THE NASA/ESA HUBBLE SPACE TELESCOPE, OBTAINED AT THE SPACE TELESCOPE SCIENCE INSTITUTE (STSCI), WHICH IS OPERATED BY AURA, INC., UNDER NASA CONTRACT NAS5-26555.

light curve). In quiescence the star showed only minor variability, with  $B \approx 21$  mag, but subsequently in outburst it fluctuated drastically in brightness over a 5-yr span, beginning in 1949, reaching a maximum  $B \lesssim 16.5$  mag in mid-to-late 1954, when it was the brightest star in NGC 2403. By late 1954, it had declined steeply to a level fainter than its pre-outburst state. (SN 1954J is still seen brightly in the POSS-I plates, taken on 1955 January 29 UT!) Humphreys et al. (1999) considered this behavior for SN 1954J/V12 quite unlike what is seen for an actual SN.

No survivor of an extragalactic super-outburst has yet been unambiguously recovered years to decades afterwards. The most contentious case is SN 1961V (see Chu et al. 2004; Van Dyk 2005, and references therein), where an  $\eta$  Car-like star has been detected in the SN environment, but it is still uncertain if it can be directly linked to a putative survivor. A more clear-cut case may be SN 1954J/V12, where Smith et al. (2001) first identified, through ground-based optical (*UBVRI*) and near-infrared (*JHK*) imaging, an object they considered the post-outburst survivor star.

Here we contribute further imaging of SN 1954J/V12 from the ground with the Keck-I 10-m telescope and the 2.56-m Nordic Optical Telescope, confirming the source identified by Smith et al. (2001). More importantly, we demonstrate with the superior spatial resolution of the *Hubble Space Telescope* (*HST*) that the object seen from the ground is actually a group of stars. Furthermore, we are able to isolate a star within the group as the likely candidate for the 1954 super-outburst survivor. By combining these data with an optical spectrum from the Keck-II telescope, we argue that this star is a rare, very luminous and massive,  $\eta$  Car-like variable star.

We assume throughout this paper that the true distance modulus to NGC 2403 is  $\mu_0 = 27.48$  mag (Freedman et al. 2001). At this distance,  $1''$  corresponds to 15.2 pc.

## 2. OBSERVATIONS AND ANALYSIS

### 2.1. Keck Imaging

SN 1954J/V12 was imaged in *VRI* with the Low Resolution Imaging Spectrometer (LRIS; Oke et al. 1995) on the Keck-I telescope on 1996 October 20 (UT dates are used throughout this paper). Exposure times were 240 s in each band, and the seeing was quite good in the *R*-band ( $0''.63$ ), less so at *I* ( $0''.74$ ), and mediocre at *V* ( $\sim 1''.3$ , largely due to less-than-optimal focus). Standard image-calibration procedures (bias subtraction, flat-fielding, etc.) were employed in the reduction of these data. We extracted photometry from these images using IRAF<sup>2</sup>/DAOPHOT (Stetson 1987) and fitting an empirically derived model point-spread function (PSF) for each band. Unfortunately, no photometric calibration was obtained during this night; thus, we had to tie the photometry to the calibrated photometry obtained from the Nordic Optical Telescope (NOT) images (see §2.2).

From the digitized red POSS-I image (the Digitized Sky Survey; DSS) we measure an accurate absolute position for SN 1954J/V12 of  $\alpha(\text{J2000}) = 7^{\text{h}} 36^{\text{m}} 55^{\text{s}}.36$ ,  $\delta(\text{J2000}) = +65^\circ 37' 52''.1$ , with a total uncertainty of  $\pm 0''.3$ , using the

Two Micron All Sky Survey (2MASS) as the astrometric reference (see Van Dyk, Li, & Filippenko 2003). Applying the same astrometric grid to the Keck images, we confirm in these images at this position the source identified by Smith et al. (2001; see their Figure 2).

In Figure 1 (left panel) we show the *R*-band image, revealing that the source appears extended with an “appendage”  $\sim 0''.7$  to the southwest. The appearance of the source changes in the *I* band; see Figure 1 (right panel). Two closely spaced sources are identified by DAOPHOT in this band, with the “appendage” source becoming more obvious, and the main source to the north containing less light in this band. We identify the main source, seen clearly in the left panel, as the Smith et al. (2001) object and list its photometry from the Keck images in Table 1, along with the photometry from Smith et al. (2001).

### 2.2. Nordic Optical Telescope Images

Larsen & Richtler (1999) obtained *UBVRI* (plus  $\text{H}\alpha$ ) images of NGC 2403 with the 2.56-m NOT on 1997 October 13, under very good seeing conditions of  $0''.8$ . These images were contributed to the NASA/IPAC Extragalactic Database (NED) and posted for public distribution on their website<sup>3</sup>. We extracted photometry from the broad-band images, first with a  $4''$  aperture and then using PSF fitting within IRAF/DAOPHOT. The resulting instrumental PSF-fitting magnitudes, after aperture corrections, were calibrated using photometry of a number of isolated stars in the images through a  $20''$  aperture, which matches the aperture used to establish the calibration through observations of standard stars by Larsen (1999; his Table 1 and §3.1; we also first applied the appropriate extinction corrections, supplied via a private communication from S. S. Larsen). We have compared the overall photometry with the *BV* bright-star photometry in Sandage (1984) and *UBVR* photometry in Zickgraf & Humphreys (1991) and find very good agreement across all bands.

The same astrometric grid applied to the DSS and Keck images was also applied to the NOT images, again confirming the Smith et al. (2001) source. The varying shape of the source as a function of wavelength, as seen in the Keck images, is also seen in the NOT data. In particular, the “appendage” is also detected in the NOT *I*-band image. The *UBVRI* photometry for the source from the NOT images is given in Table 1.

### 2.3. Keck Spectroscopy

An optical spectrum of the SN 1954J/V12 site was obtained with the Echellette Spectrograph and Imager (ESI; Sheinis et al. 2002) on the Keck-II telescope on 2002 November 9.56 (exposure time 2400 s). The  $1''$  slit included both the Smith et al. (2001) source and the “appendage,” but the seeing was poor ( $\sim 1.3''$ ) and the two sources were blended. Variable seeing (it was  $\sim 0.8''$  during the observation of the standard star) and the presence of thin cirrus compromised the absolute flux calibration to some degree.

Conventional data reductions were performed within

<sup>2</sup>IRAF (Image Reduction and Analysis Facility) is distributed by the National Optical Astronomy Observatories, which are operated by the Association of Universities for Research in Astronomy, Inc., under cooperative agreement with the National Science Foundation.

<sup>3</sup><http://nedwww.ipac.caltech.edu>

IRAF, including bias subtraction, flat-fielding, and wavelength calibration, while our own IDL<sup>4</sup> routines were used for flux calibration and removal of telluric lines (e.g., Matheson et al. 2000). The extraction from the relevant order containing H $\alpha$  (the only feature detected in the overall spectrum) is shown in Figure 2. Although the spectrum is somewhat noisy, broad-line emission with full-width at half-maximum (FWHM) of  $\sim 1650$  km s<sup>-1</sup> is clearly seen. The Gaussian velocity width,  $\sigma$ , of the line is then  $\sim 700$  km s<sup>-1</sup>. The equivalent width of this emission line is  $\sim 240$  Å. We suspect the origin of this emission is either within the extended source or from the appendage, but cannot tell from the spectrum alone (we discuss this in more detail below).

#### 2.4. *HST* Imaging

The recent, bright SN 2004dj in NGC 2403 was imaged by program GO-10182 (PI: Filippenko) with the Advanced Camera for Surveys (ACS) on-board *HST* on 2004 August 17. Both the Wide Field Channel (WFC) and the High Resolution Channel (HRC) were used, and the resulting data immediately became publicly available in the *HST* archive. Images were obtained with the WFC in the bands F475W, F606W, F814W, and F658N, with respective exposure times of 600, 350, 350, and 650 s. The imaging strategy for SN 2004dj was purposely designed so that the site of SN 1954J/V12 would also be contained in the WFC images. We recombined the individual flat-fielded “flt” exposures in all four bands at the Space Telescope Science Institute (STScI), in order to more reliably remove cosmic-ray hit features from the images, and, in effect, produce our own drizzled (Fruchter & Hook 2002) “drz” images independent of the *HST* data pipeline. In Figure 3 we show the F606W, F814W, and F658N images. Comparison with Figure 1 (in particular, see the inset to Figure 3a) clearly shows that the source identified from the ground is actually a resolved group (or cluster) of stars. We label in Figure 3 the four brightest members of the cluster, in decreasing order of their F606W apparent brightness.

Since the stellar environment is crowded, we measured the brightnesses of the four stars in the three broad-band images and the one narrow-band image using DAOPHOT, fitting the stellar profiles with PSFs, based on a 0''.5 aperture and generated from the  $\sim 10$  brightest, uncrowded stars in a  $450 \times 300$  pixel area around the SN site<sup>5</sup>. We verified that this produces, to within the measurement uncertainties, equivalent results as measuring, first, the instrumental magnitudes through a 0''.15 aperture and, second, correcting these magnitudes to those through a 0''.5 aperture, at least for the two blue broad bands (aperture corrections for the F814W band are more complex, due to the possible presence of the red halo feature around stars; see Sirianni et al. 2005). We determined that any correction to the magnitudes for the degradation of charge-transfer efficiency (CTE) is  $< 0.6\%$  in the three broad bands (see Riess & Mack 2004). The CTE correction for the F658N band measurements, however, was more appreciable, at  $\sim 2\%$ .

For the F475W, F606W, and F658N measurements we next applied the correction from a 0''.5 aperture to infinite aperture from Table 5 in Sirianni et al. (2005); the same is also true for the blue Star 3 in the F814W band. For Stars 1, 2, and 4 in the F814W band we applied the corrections from Figure 12 in Sirianni et al. (2005). We then applied the zeropoints in Table 11 of Sirianni et al. to the corrected instrumental magnitudes, VEGAmag for the broad bands and STmag for the narrow band. The resulting flight system magnitudes are given in Table 2. We also transform the broad-band magnitudes into the standard Johnson-Cousins system, following the translation established by Sirianni et al., with the understanding that this transformation is fraught with uncertainties, especially for objects with non-standard photospheres. Furthermore, we do not know *a priori* the extinction toward the four stars, so we perform the transformation for each star first, then establish the extinction, contrary to the recommendation by Sirianni et al. In Table 2 we list the resulting *BVI* magnitudes for the four stars.

### 3. DISCUSSION

We suggest that what is seen from the ground for SN 1954J/V12 is the composite of the stars resolved in the *HST* images, with the various individual stars contributing different amounts to the overall brightness at different wavelengths. This is borne out in Table 1, where at *BVI* we sum up the flux contributions from Stars 1, 3, and 4. (When the WFC images are smoothed using a Gaussian with widths corresponding to the ground-based seeing for the Keck and NOT images, it is readily apparent that the Smith et al. 2001 source consists of these three stars.) Star 2 is almost certainly the “appendage” to the main source, as seen from the ground, and we therefore do not include the contribution from its light. These sums at each band agree quite well with the brightness of SN 1954J/V12 in the ground-based measurements. However, we note that the *U* and *I* magnitudes from Smith et al. (2001) are generally fainter than the other measurements. (Smith et al. employed a 1'' aperture with 2'' seeing for their measurements, and for the *I* band the measurement is tied to one comparison star, without an adequate set of observed standard stars, which could account for some of the discrepancies.) Also, our *B* measurement from the 1997 image data and our *V* measurement from the 1996 data are somewhat brighter than the ensemble in that band, but we have already noted the degraded focus in the Keck *V*-band image. We cannot exclude that one or more of the stars in the environment, even SN 1954J/V12 itself, is somewhat variable. However, it appears that the brightness and color of the Smith et al. (2001) source have been relatively constant overall between 1996 and 2004.

The properties (line width, equivalent width) of the broad H $\alpha$  emission line in SN 1954J/V12, as seen in the ground-based spectrum, are strikingly similar to those of  $\eta$  Car itself. In Figure 4 we directly compare the SN 1954J/V12 spectrum with a recent (1998 January 1) spectrum of  $\eta$  Car obtained with *HST*/STIS by the *HST* Tre-

<sup>4</sup>IDL is the Interactive Data Language, a product of Research Systems, Inc.

<sup>5</sup>The location of the SN site is so close to the edge of the WFC images, that the geometric distortion added to artificial PSFs generated via TinyTim v6.2 (Krist & Hook 2003), appropriate for ACS, was too extreme to be useful for the photometry.

<sup>6</sup>The spectrum of “Eta Car A” was obtained from that Program’s public archive at <http://etacar.umn.edu>.

surey Program (GO-9420; PI: K. Davidson) on  $\eta$  Car<sup>6</sup>. The broad components of the two spectra agree quite well, although the narrower component, as well as the pronounced P-Cygni profile in the broader component, seen in the  $\eta$  Car spectrum are both noticeably absent in the SN 1954J/V12 spectrum.

We contend that this late-time spectrum of SN 1954J/V12 is not of a decades-old SN: The spectrum of SN 1957D in M83, of comparable age, is dominated by lines due to oxygen with velocities in excess of  $\sim 2000$  km s<sup>-1</sup> (Long, Winkler, & Blair 1992). We also consider the probability of such a rare  $\eta$  Car-like object being in the immediate vicinity of SN 1954J/V12 (which photometrically resembles  $\eta$  Car; Humphreys et al. 1999), yet *not* being the SN itself, to be extremely small. It is most likely that one of the four brightest stars at the SN site seen in the *HST* images is the source of the broad H $\alpha$  emission in the Keck spectrum, and that it is the survivor of the SN 1954J/V12 outburst. But, which one?

Examining Figure 3c we see that, within the environment, one star has a clear, luminous excess of emission in the F658N band, relative to the other three stars. Comparing with Figures 3a and 3b, Star 4 is exactly at the position of this emission source. From Table 2 we see that the STmag for Star 4 at F658N is  $21.00 \pm 0.05$  mag (without any continuum subtraction), which corresponds to an equivalent flux density per unit wavelength of  $1.45 \times 10^{-17}$  erg s<sup>-1</sup> cm<sup>-2</sup> Å<sup>-1</sup>. We note that this agrees quite well with the value of  $f_\lambda$  near 6580 Å in the spectrum shown in Figure 2. (This agreement assumes that the line flux has not changed between 2002 November and 2004 August, and also may be fortuitous, given the variable seeing conditions and thin cirrus present at the time of the Keck observations.) Thus, we find it suggestive that the source of the broad H $\alpha$  emission is indeed Star 4.

This is further supported by inspection of the 2-dimensional ESI spectrum of the specific order (#9) containing H $\alpha$ . In Figure 1a we label a star (“A”), to the northeast of the SN environment, which also fell within the ESI slit. Using this star as a fiducial, and measuring the spatial offset between the spatial peak of this fiducial star’s spectrum and that of the H $\alpha$  source, we find  $6''.7 \pm 0''.3$ . Measuring the offsets between this star and stars in the grouping on the ACS/WFC images, we find  $7''.2$  for Star 1,  $7''.8$  for Star 2,  $6''.8$  for Star 3, and  $7''.0$  for Star 4 (with uncertainties of  $< 1$  WFC pixel, i.e.,  $\lesssim 0''.05$ ). We can reject Stars 1 and 2 as the H $\alpha$  source, given their large displacement from the fiducial. Star 3, at face value, is in closest agreement with the spectrum offset; however, we see very weak emission in the F658N image at its position (see Table 2). This, again, leaves Star 4 as the most likely candidate for the emission seen in the spectrum, whose displacement from the fiducial star is within the uncertainties in the measured offset.

What are the stars in the environment of SN 1954J/V12? In particular, are the characteristics of Star 4 consistent with an  $\eta$  Car-like star and the survivor of SN 1954J/V12, as suggested by the spectrum? To provide possible answers to these questions, we place the four stars (from the magnitudes in Table 2) on a  $[(B - V), (V - I)]$  color-color diagram, shown in Figure 5. Also illustrated

are the intrinsic color tracks for dwarfs and supergiants from Drilling & Landolt (2000), as well as the reddening vector for the Cardelli, Clayton, & Mathis (1989) reddening law. We note that, for these colors, the reddening vector runs parallel to the stellar tracks. At their exposure levels, we would expect the ACS images to be sensitive generally to supergiants and the bright end of the main sequence.

Stars 1 and 2 could be blue supergiants experiencing local extinction  $A_V \approx 7$  mag. However, their absolute magnitudes, corrected for this extinction and the true distance modulus, would then be an implausible  $M_V^0 \approx -12$ . These two stars could possibly be reddened, luminous yellow (G-type) supergiants; in this case, the required extinction would be  $A_V \approx 3$  mag, with  $M_V^0 \approx -7.8$ ,  $(B - V)_0 \approx 0.7$ , and  $(V - I)_0 \approx 1.1$  mag. However, such yellow supergiants, or so-called hypergiants, are relatively rare (it seems even less likely that *both* stars would be hypergiants). Alternatively, both Stars 1 and 2 have colors consistent with early-M supergiants (at least for  $V - I$ ; the transformation to  $B - V$  appears to be too red, but the uncertainty in this color for both stars is large and still consistent with the supergiant track), assuming low reddening (the Galactic contribution to extinction toward NGC 2403 is only  $A_V = 0.13$  mag; Schlegel, Finkbeiner, & Davis 1998), and we consider this the more likely case.

Star 3 could be a blue star with  $A_V \approx 1.4$  mag; its reddening-free colors would be  $(B - V)_0 \approx -0.27$  and  $(V - I)_0 \approx -0.47$  mag; its absolute magnitude,  $M_V^0 \approx -6.0$ , would imply that it is a hot main-sequence dwarf. However, Star 3 also has colors consistent with early-A to early-F type with little reddening (although the star’s locus is offset in color by  $\sim 1\sigma$  from the stellar tracks in Figure 5). Additionally, this star is  $\sim 0.7$  mag fainter in F658N than in F606W, implying a relatively high H $\alpha$  absorption equivalent width, consistent with an A-type star; using the STSDAS package SYNPHOT, together with synthetic spectra from the Bruzual-Persson-Gunn-Stryker (BPGS) Spectral Atlas<sup>7</sup>, we find that the flight-system colors for this star are most consistent with those of an early-to-mid A star. Its inferred absolute magnitude is then only  $M_V^0 \approx -4.7$ .

With little reddening, Star 4 has colors generally consistent with spectral type G (although its locus in Figure 5 is also offset in color by  $\sim 1\sigma$  from the stellar tracks). Based on its observed brightness, it would have to be a supergiant. However, we would still need to account for the presence of the broad H $\alpha$  line from a G-type supergiant. The yellow supergiants (hypergiants), such as  $\rho$  Cassiopeiae (e.g., Lobel et al. 2003), do show H $\alpha$  emission associated with a massive wind. However, the emission profile for  $\rho$  Cas is quite different in shape, velocity width, and equivalent width from what we see in the Keck spectrum for Star 4. Additionally,  $\rho$  Cas, spectroscopically of late-F or early-G type, has  $A_V \approx 1-2$  mag (e.g., Joshi & Rautela 1978) and  $M_V^0 \approx -7.8$  mag (e.g., Lobel et al. 2003), whereas Star 4, as a G-type star, corrected only for Galactic extinction and the distance modulus, would be too faint, at  $M_V^0 \approx -4.5$  mag. We therefore consider the possibility that Star 4 is a yellow hypergiant to be unlikely.

<sup>7</sup>See the SYNPHOT User’s Guide for a description of the BPGS atlas; [http://www.stsci.edu/resources/software\\_hardware/stsdas/synphot](http://www.stsci.edu/resources/software_hardware/stsdas/synphot).

Star 4, however, also could be a reddened early-type supergiant. We have already pointed out the similarity of its spectrum to that of  $\eta$  Car, so it is plausible for us to assume that Star 4 could be a LBV seen through appreciable extinction, as is the case for  $\eta$  Car. Even with the color offset from the stellar tracks, the star's locus in Figure 5 does, in fact, appear consistent with a blue star experiencing an extinction of  $A_V \approx 4$  mag. We note that it is reasonable to assume that the reddening is variable across  $\sim 18$  pc at the SN site. Unfortunately, we do not possess another observed color (such as  $U - B$ ) or stellar spectral features for these four stars to help break some of the degeneracy between the stars' possible intrinsic colors and the amount of reddening in the environment.

All four stars are somewhat redder in  $B - V$  and/or bluer in  $V - I$  than we might expect for the inferred stellar types, possibly due to underestimation of the uncertainties in the observed colors and to errors in the color transformation. (For Stars 1 and 2 using, for example, SYNPHOT and the BPGS Atlas, we can transform the flight system colors to  $V - I = 2.1\text{--}2.3$  and  $B - V \gtrsim 1.7$  mag, putting the stars closer to the supergiant track.) Although we cannot readily account for the color offset for Star 3, at least some of the offset for Star 4 ( $\sim 0.2$  mag) from the supergiant track likely results from contamination of the continuum light in the broad F606W band by the significant emission at  $H\alpha$ . We can explore this further using SYNPHOT: normalizing a 32,000 K blackbody (or, equivalently, a late O-type or early B-type supergiant) spectrum to an unreddened F814W magnitude of 19.8 (absolute magnitude  $M_I^0 \approx -7.7$  for a luminous supergiant at the distance of NGC 2403), then applying a reddening  $E(B - V) = 1.26$  mag ( $A_V = 4$  mag), and, finally, adding a synthetic (Gaussian-shaped)  $H\alpha$  emission line with the characteristics of the observed emission line in Figure 2 and the observed F658N magnitude for Star 4 in Table 2, results in a good fit to the observations, to within the uncertainties, for the F475W, F606W, and F814W magnitudes of 24.13, 23.09, and 22.14, respectively.

Without the  $H\alpha$  emission in the model, the F475W and F814W magnitudes, of course, remain relatively unchanged; however, the F606W magnitude is then 23.24. Following the transformations in Sirianni et al. (2005), we find  $B - V = 1.00$  and  $V - I = 1.34$  mag. (The  $B - V$  and  $V - I$  colors, 0.95 and 1.30 mag, respectively, for the model derived using SYNPHOT are unaffected by the  $H\alpha$  emission, which is outside the  $V$  passband.) These colors now place the locus of Star 4 much closer both to the supergiant track and to being along the vector for a reddened luminous blue star. The  $H\alpha$  emission clearly leads through the bandpass transformations to a redder  $B - V$  and a bluer  $V - I$  color (exactly the trend seen in Figure 5) than without the emission.

In light of these arguments, we consider it quite plausible that, like  $\eta$  Car, Star 4 is a very luminous O-type or early-B star hidden behind a dusty ( $A_V \approx 4$  mag) shell or LBV-like nebula. We argue that this is the most likely scenario, given the star's brightness, color, and the characteristics of the  $H\alpha$  line emission. The shell, analogous to  $\eta$  Car's Homunculus, was possibly ejected during the 1954 super-outburst. We therefore assume the unreddened colors for the model star,  $(B - V)_0 = -0.22$

and  $(V - I)_0 = -0.21$  mag, and the model extinction-free absolute magnitude,  $M_V^0 \approx -8.0$ . Including the measured uncertainties in the corresponding flight-system F475W–F606W and F606W–F814W colors and F606W magnitude from Table 2, we can place Star 4 in color-magnitude diagrams shown in Figure 6, along with the possible properties of the other three stars in the environment.

For comparison we show in Figure 6 stellar evolutionary tracks from Lejeune & Schaerer (2001), with enhanced mass loss, for a range of stellar masses. At the position of SN 1954J/V12 in the galaxy (105''8 from the nucleus, or galactocentric distance  $R \approx 1.6$  kpc) the metallicity could be somewhat subsolar: From a study of the metallicity gradient in NGC 2403 by Garnett et al. (1997), the value of  $\log(\text{O}/\text{H})+12$  at this distance is 8.6 dex, which is a factor 1.58 below solar metallicity (the solar  $\log(\text{O}/\text{H})+12$  abundance is 8.8 dex; Grevesse & Sauval 1998). However, the first available subsolar model tracks from Lejeune & Schaerer are for  $Z = 0.008$ , which is a factor 2.5 below solar metallicity ( $Z = 0.02$ ), and we consider this too low to adequately represent the SN 1954J/V12 environment. Therefore, we choose the model tracks with solar metallicity (although we note below the ramifications if we used the  $Z = 0.008$  tracks instead). We conclude from Figure 6 that Stars 1 and 2 are either yellow supergiants of  $\sim 20 M_\odot$  or, more likely, lower-mass ( $\sim 15 M_\odot$ , or  $\lesssim 12 M_\odot$  for the  $Z = 0.008$  track) red supergiants, whereas Star 3 could be a blue main-sequence dwarf with a range of possible (likely, low) masses. More importantly, we conclude that Star 4 has a mass  $M \gtrsim 25 M_\odot$  (or  $M \gtrsim 20 M_\odot$  for the  $Z = 0.008$  track; the mass is most constrained in Figure 6b). Unfortunately, the photometric uncertainties do not allow us to more rigorously constrain the mass of Star 4. However, the spectral and photometric similarities to  $\eta$  Car, and its implied high absolute  $V$  magnitude, argue that the star's mass is likely closer to the upper range of massive stellar tracks shown in Figure 6. We therefore find it highly suggestive that this star is the very luminous, massive survivor of the SN 1954J/V12 eruption.

What about the stellar environment of SN 1954J/V12, relative to the environments of  $\eta$  Car and other LBVs? How likely is it that these four stars constitute an association of massive stars spread over  $\sim 1''6$  ( $\sim 24$  pc)? The star  $\eta$  Car is a member of the populous OB association Trumpler 16, part of a much larger ( $\sim 50$  pc) site of intense massive star formation in the Carina Nebula (Walborn 1995). P Cygni appears to be a member of a rich young cluster  $\sim 18$  pc northeast of the cluster IC 4996 and part of the larger Cyg OB1 association (Turner et al. 2001). SN 1961V also sits in an environment of luminous, presumably massive supergiants over  $\sim 300$  pc (Filippenko et al. 1995; Van Dyk et al. 2002). Although not an  $\eta$  Car analog, SN 1987A arose from a high-mass blue supergiant and occurred in a loose, young (age  $\sim 12$  Myr) cluster (Panagia et al. 2000); its closest known companion is a coeval B2III star (Scuderi et al. 1996). However, the LBV AG Car does not seem to be associated with any cluster of luminous, massive stars over  $\sim 34$  pc (Hoekzema, Lamers, & van Genderen 1992). Therefore, although the tendency is for the LBVs and  $\eta$  Car analogs to occur in rich, massive clusters spread over many pc, a range of en-

vironments exists for very massive stars. It is possible, then, for the four stars in the SN 1954J/V12 environment to be a sparse cluster of roughly coeval massive stars (see Figure 6).

What about the dusty nebula? The profile of the source in the F658N image is unresolved ( $\sim 1.5$  WFC1 pixels FWHM), which implies a radius  $R(\text{H}\alpha) \lesssim 1.1$  pc for the nebula. We can further constrain the size of the nebula from the luminosity in the  $\text{H}\alpha$  emission line and recombination theory, following Wagner et al. (2004). Assuming an average  $\sim 7 \times 10^{-18}$  erg s $^{-1}$  cm $^{-2}$  Å $^{-1}$  and equivalent width  $\sim 240$  Å for the line, and correcting for extinction using the relation  $A_{\text{H}\alpha} = 0.81A_V$  (Viallefond & Goss 1986), we derive an estimate of the  $\text{H}\alpha$  luminosity for the nebula  $L(\text{H}\alpha) \approx 3.3 \times 10^{37}$  erg s $^{-1}$  at the distance of NGC 2403. Assuming the same properties for this nebula as did Wagner et al. (2004) for the nebula around SN 2000ch, we find  $R(\text{H}\alpha) \approx 0.1$  pc, comparable to (within a factor of two of) the size of  $\eta$  Car’s Homunculus (Humphreys & Davidson 1994).

#### 4. CONCLUSIONS

Through imaging and spectroscopy obtained with the Keck 10-m telescopes and imaging with the ACS on-board *HST*, we have confirmed that the precursor star of SN 1954J/V12 in NGC 2403 has survived a super-outburst, analogous to the 1843 eruption of  $\eta$  Car. It is not a SN, in the classical sense, but an “impostor” masquerading as a SN. Furthermore, the ACS images, in combination with the Keck spectroscopy, have revealed this quite rare  $\eta$  Car analog as a highly luminous, massive star ( $M_{\text{initial}} \gtrsim 25 M_{\odot}$ ), surrounded by a dusty, Homunculus-like nebula. (Based on this conclusion for SN 1954J, we also now consider it even more likely that the  $\eta$  Car-

like star detected in the SN 1961V environment by Chu et al. 2004 is, in fact, the survivor of that event.) The fact that the SN 1954J/V12 super-outburst survivor has changed little in brightness and color over the last eight years implies that the star is now in a relatively quiescent state. Its behavior in the recent past suggests that monitoring of the object should continue into the future, in order to understand more about this important, but rare, phenomenon in the evolution of massive stars.

We are grateful to Soeren Larsen with assistance in the calibration of his images. Doug Leonard and Adam Riess provided assistance during the Keck imaging run. We thank Roberta Humphreys for illuminating discussions. This publication makes use of data products from the Two Micron All Sky Survey, which is a joint project of the University of Massachusetts and the IPAC/California Institute of Technology, funded by NASA and NSF. We have also utilized the NASA/IPAC Extragalactic Database (NED) which is operated by the Jet Propulsion Laboratory, California Institute of Technology, under contract with NASA. The work of A.V.F.’s group at UC Berkeley is supported by NSF grant AST-0307894, as well as by NASA grants AR-9953 and AR-10297 from the Space Telescope Science Institute, which is operated by AURA, Inc., under NASA contract NAS5-26555. Some of the data presented herein were obtained at the W. M. Keck Observatory, which is operated as a scientific partnership among the California Institute of Technology, the University of California, and NASA; the Observatory was made possible by the generous financial support of the W. M. Keck Foundation. A.V.F. is grateful for a Miller Research Professorship at U.C. Berkeley, during which part of this work was completed.

#### REFERENCES

- Cardelli, J. A., Clayton, G. C., & Mathis, J. S. 1989, *ApJ*, 345, 245  
 Chu, Y.-H., et al. 2004, *AJ*, 127, 2850  
 Davidson, K., & Humphreys, R. M. 1997, *ARA&A*, 35, 1  
 Drilling, J. S., & Landolt, A. U. 2000, in *Allen’s Astrophysical Quantities*, 4th ed., ed. A. N. Cox (New York: AIP), 381  
 Drissen, L., Roy, J.-R., & Robert, C. 1997, *ApJ*, 474, L35  
 Drissen, L., et al. 2001, *ApJ*, 546, 484  
 Filippenko, A. V. 1997, *ARA&A*, 35, 309  
 Filippenko, A. V. 2000, *IAU Circ.* 7421  
 Filippenko, A. V., Li, W. D., & Modjaz, M. 1999, *IAU Circ.* 7152  
 Filippenko, A. V., Barth, A. J., Bower, G. C., Ho, L. C., Stringfellow, G. S., Goodrich, R. W., & Porter, A. C. 1995, *AJ*, 110, 2261 [Erratum: 1996, *AJ*, 112, 806]  
 Freedman, W. L., et al. 2001, *ApJ*, 553, 47  
 Fruchter, A. S., & Hook, R. N. 2002, *PASP*, 114, 144  
 Garnett, D. R., Shields, G. A., Skillman, E. D., Sagan, S. P., & Dufour, R. J. 1997, *ApJ*, 489, 63  
 Goodrich, R. W., Stringfellow, G. S., Penrod, G. D., & Filippenko, A. V. 1989, *ApJ*, 342, 908  
 Grevesse, N., & Sauval, A. J. 1998, *Space Sci. Rev.*, 85, 161  
 Hoekzema, N. M., Lamers, H. J. G. L. M., & van Genderen, A. M. 1992, *A&A*, 257, 118  
 Humphreys, R. M., & Davidson, K. 1994, *PASP*, 106, 1025  
 Humphreys, R., Davidson, K., & Smith, N. 1999, *PASP*, 111, 1124  
 Joshi, S. C., & Rautela, B. S. 1978, *MNRAS*, 183, 55  
 Kowal, C. T., et al. 1972, *PASP*, 84, 844  
 Krist, J., & Hook, R. 2003, *Tiny Tim User’s Manual*, version 6.1, <http://www.stsci.edu/software/tinytim/>.  
 Langer, N., Hamann, W.-R., Lennon, M., Najarro, F., Pauldrach, A. W. A., & Puls, J. 1994, *A&A*, 290, 819  
 Larsen, S. S. 1999, *A&AS*, 139, 393  
 Larsen, S. S., & Richtler, T. 1999, *A&A*, 345, 59  
 Lejeune, T., & Schaerer, D. 2001, *A&A*, 366, 538  
 Lobel, A., et al. 2003, *ApJ*, 583, 923  
 Long, K. S., Winkler, P. F., & Blair, W. P. 1992, *ApJ*, 395, 632  
 MacFadyen, A. I., & Woosley, S. E. 1999, *ApJ*, 524, 262  
 Matheson, T., Filippenko, A. V., Ho, L. C., Barth, A. J., & Leonard, D. C. 2000, *AJ*, 120, 1499  
 Matheson, T., Jha, S., Challis, P., & Kirshner, R. 2001, *IAU Circ.* 7597  
 Oke, J. B., et al. 1995, *PASP*, 107, 375  
 Panagia, N., Romaniello, M., Scuderi, S., & Kirshner, R. P. 2000, *ApJ*, 539, 197  
 Riess, A., & Mack, J. 2004, *Instrument Science Report ACS 2004-006* (Baltimore: Space Telescope Science Institute)  
 Sandage, A. 1984, *AJ*, 89, 630  
 Schlegel, D. J., Finkbeiner, D. P., & Davis, M. 1998, *ApJ*, 500, 525  
 Schlegel, E. M. 1990, *MNRAS*, 244, 269  
 Schwartz, M., & Li, W. 2002, *IAU Circ.* 8051  
 Scuderi, S., Panagia, N., Gilmozzi, R., Challis, P. M., & Kirshner, R. P. 1996, *ApJ*, 465, 956  
 Sheinis, A. I., et al. 2002, *PASP*, 114, 851  
 Sirianni, M., et al. 2005, *PASP*, submitted  
 Smith, N., Humphreys, R. M., & Gehrz, R. D. 2001, *PASP*, 113, 692  
 Stetson, P. B. 1987, *PASP*, 99, 191  
 Stothers, R. B., & Chin, C.-W. 1996, *ApJ*, 468, 842  
 Tammann, G. A., & Sandage, A. 1968, *ApJ*, 151, 825  
 Turner, D. G., et al. 2001, *JAVSO*, 29, 73  
 Umeda, H., & Nomoto, K. 2003, *Nature*, 422, 871  
 Van Dyk, S. D. 2005, in *The Fate of the Most Massive Stars*, ed. R. Humphreys & K. Stanek (San Francisco: ASP), in press  
 Van Dyk, S. D., Filippenko, A. V., & Li, W. 2002, *PASP*, 114, 700  
 Van Dyk, S. D., Li, W., & Filippenko, A. V. 2003, *PASP*, 115, 1  
 Van Dyk, S. D., Peng, C. Y., Barth, A. J., & Filippenko, A. V. 1999, *AJ*, 118, 2331  
 Van Dyk, S. D., Peng, C. Y., King, J. Y., Filippenko, A. V., Treffers, R. R., Li, W., & Richmond, M. W. 2000, *PASP*, 112, 1532  
 Van Dyk, S. D., Li, W., Filippenko, A. V., Humphreys, R. M., Chornock, R., Foley, R. J., & Challis, P. M. 2005, in preparation  
 Viallefond, F., & Goss, M. 1986, *A&A*, 154, 357

Wagner, R. M., et al. 2004, *PASP*, 116, 326  
 Walborn, N. 1995, *RMxAA Ser. Conf.*, 2, 51  
 Weis, K., & Bomans, D. J. 2005, *A&A*, 429, L13  
 Woosley, S. E., Langer, N., & Weaver, T. A. 1993, *ApJ*, 411, 823  
 Zickgraf, F., & Humphreys, R. M. 1991, *AJ*, 102, 113

Zwicky, F. 1964, *ApJ*, 139, 514  
 Zwicky, F. 1965, in *Stars and Stellar Systems*, Vol. 8, *Stellar Structure*, ed. L. H. Aller & D. B. McLaughlin (Chicago: University of Chicago Press), p. 367.

TABLE 1  
 PHOTOMETRY OF SN 1954J/V12

UT date	JD	<i>U</i> (mag)	<i>B</i> (mag)	<i>V</i> (mag)	<i>R</i> (mag)	<i>I</i> (mag)
1996 Oct. 20	2450377.1	...	...	21.31(30)	21.06(09)	20.04(09)
1997 Oct. 13	2450734.7	21.67(06)	22.21(05)	21.74(05)	20.98(05)	20.14(07)
1999 Feb. 14–21 <sup>a</sup>	2451227.0	22.5(3)	22.7(2)	21.9(3)	21.1(2)	20.9(2)
2004 Aug. 17 <sup>b</sup>	2453235.0	...	22.60(23)	21.67(15)	...	20.12(12)

Note: uncertainties in hundredths of a magnitude are indicated in parentheses (except for the 1999 Feb. data from Smith et al. 2001, where uncertainties in tenths of a magnitude are given).

<sup>a</sup>From Smith et al. (2001).

<sup>b</sup>Magnitude estimates are synthesized from the brightnesses of Stars 1, 3, and 4 in the SN environment as seen in the *HST* images (see Table 2). Star 2, likely the “appendage,” as seen from the ground, is spatially distinct from the other three stars, so its contribution to the integrated light is not included.

TABLE 2  
THE SN 1954J/V12 ENVIRONMENT<sup>a</sup>

Star	F475W (mag)	F606W (mag)	F814W mag	F658N <sup>b</sup> (mag)	<i>B</i> (mag)	<i>V</i> (mag)	<i>I</i> (mag)
1	23.99(33)	22.25(12)	20.38(08)	22.10(15)	24.74(33)	22.72(12)	20.40(08)
2	24.08(34)	22.30(12)	20.56(07)	22.20(17)	24.85(34)	22.76(14)	20.58(08)
3	23.01(14)	22.81(17)	22.82(44)	23.49(42) <sup>c</sup>	23.07(14)	22.83(17)	22.81(44)
4	23.89(35)	22.88(19)	22.22(26)	21.00(05)	24.29(35)	23.08(21)	22.21(26)

<sup>a</sup>The magnitudes listed in the table are on the VEGAmag system, unless otherwise noted. Uncertainties of hundredths of a magnitude are indicated in parentheses.

<sup>b</sup>The magnitudes in the F658N bandpass are on the STmag system.

<sup>c</sup>This measurement is an aperture magnitude, since DAOPHOT rejected the source as too faint during PSF fitting.

Fig. 1.— SN 1954J/V12, as identified by Smith et al. (2001), is indicated by the arrow in the (a) *R*-band and (b) *I*-band images obtained at the Keck-I 10-m telescope on 1996 October 20. The fiducial star, which was also included within the slit during the 2002 Keck-II ESI spectroscopy (see text), is labelled as “A” in panel (a). The less-than-optimal quality in the *I* image is noticeable in panel (b), but the stars are still well detected. Note that the apparent morphology of SN 1954J/V12 changes with wavelength.



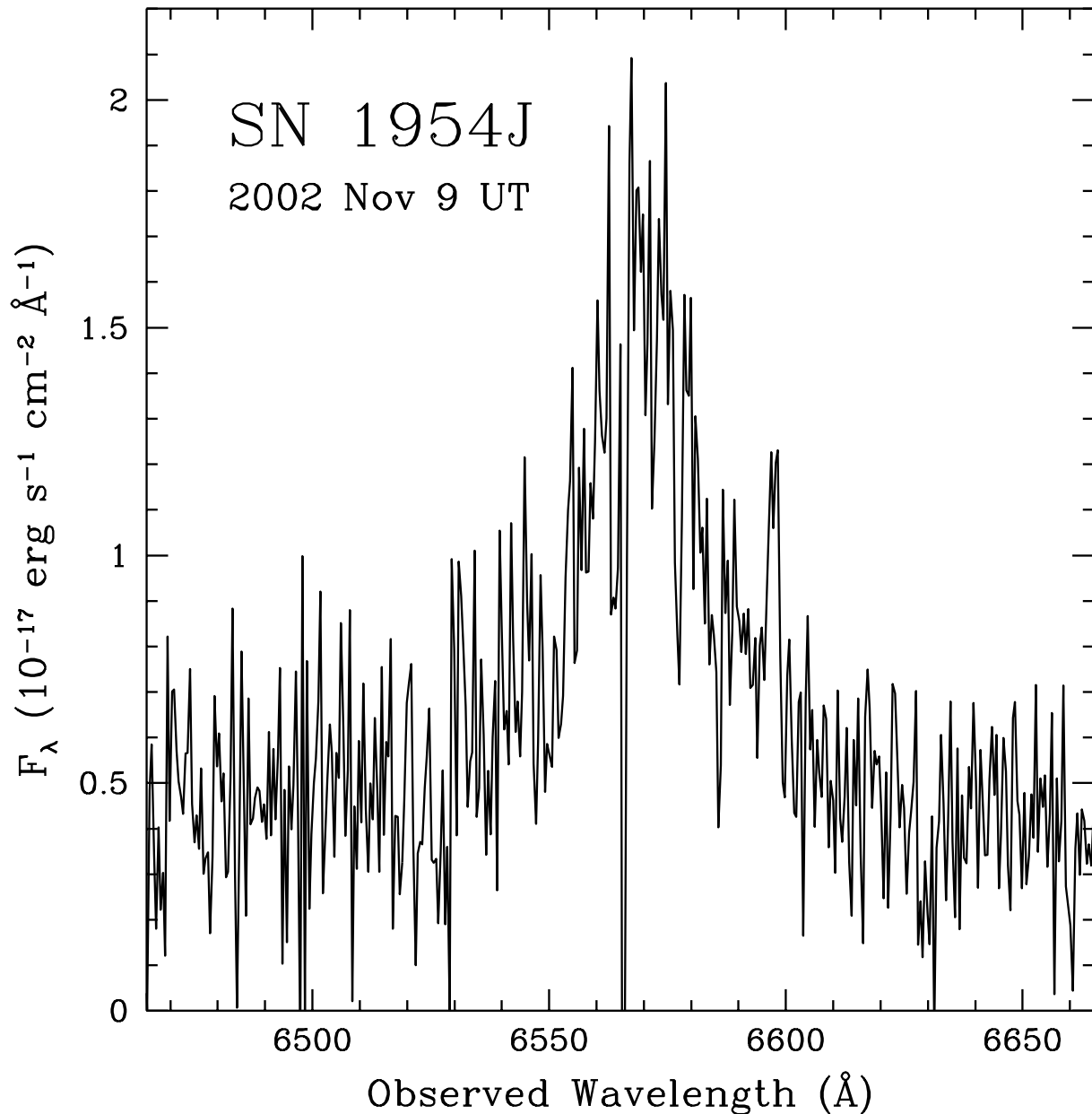


Fig. 2.— The spectrum of the SN 1954J/V12 site obtained with ESI on the Keck-II 10-m telescope on 2002 November 9. The spectrum is noisy, but clearly shows broad H $\alpha$  emission, with line width  $v_{\text{exp}} \approx 700$  km  $s^{-1}$ .

Fig. 3.— (a) The F606W, (b) F814W, and (c) F658N images of the SN 1954J/V12 site obtained with the Advanced Camera for Surveys/Wide Field Channel on-board *HST* on 2004 August 17. In the inset to panel (a) we include a “zoom” of Figure 1a, showing approximately the same field as shown in (a). The four brightest stars in the SN environment are labelled in the figure (see Table 2).

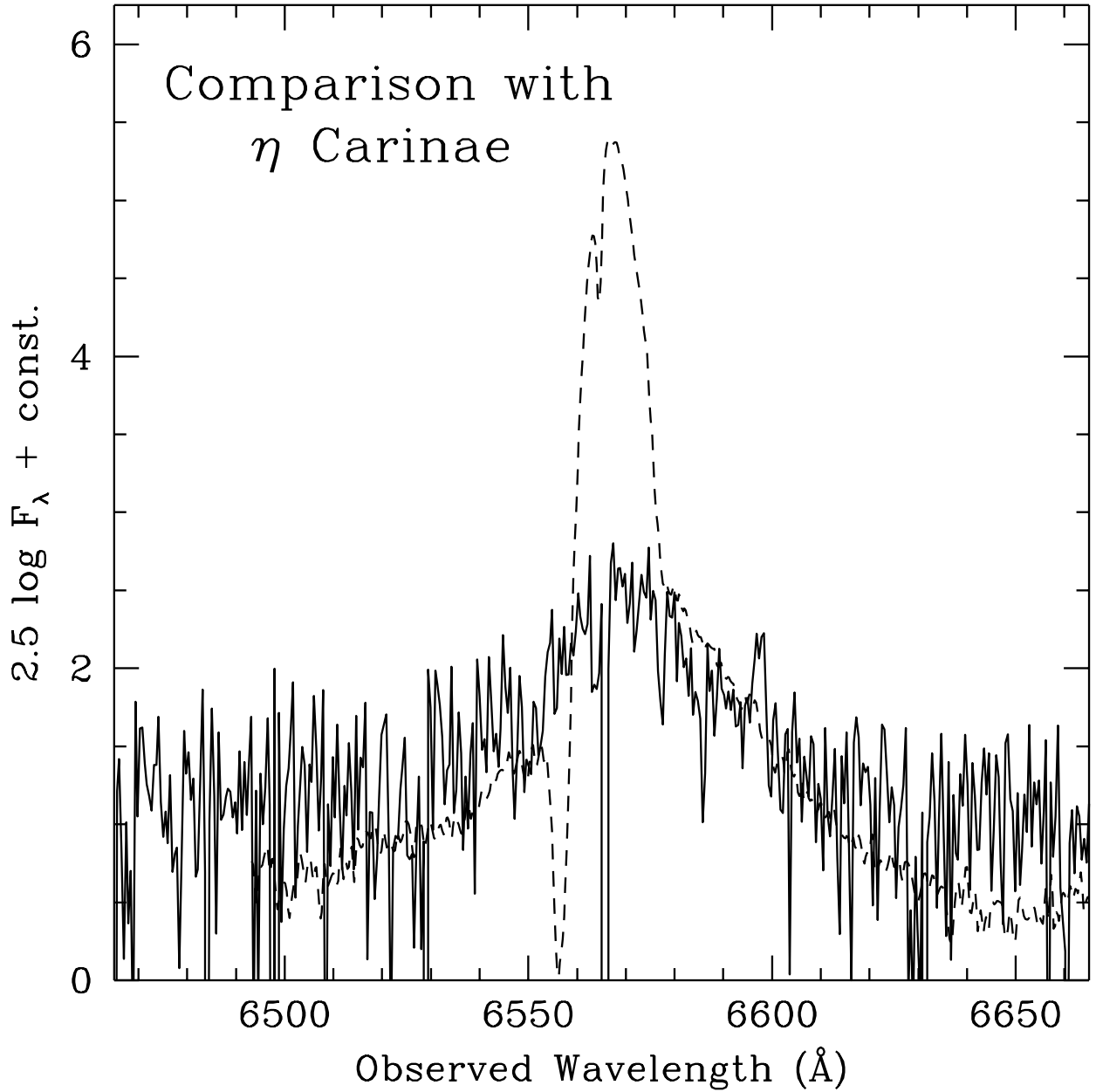


Fig. 4.— A comparison of the Keck spectrum of SN 1954J/V12 (*solid line*), shown in Figure 2, with a recent spectrum (1998 January 1) of  $\eta$  Car (*dashed line*) obtained with STIS on-board *HST* by program GO-9420 (PI: K. Davidson). The  $\eta$  Car spectrum has been shifted in wavelength to match the redshift of the SN 1954J/V12 host galaxy, NGC 2403.

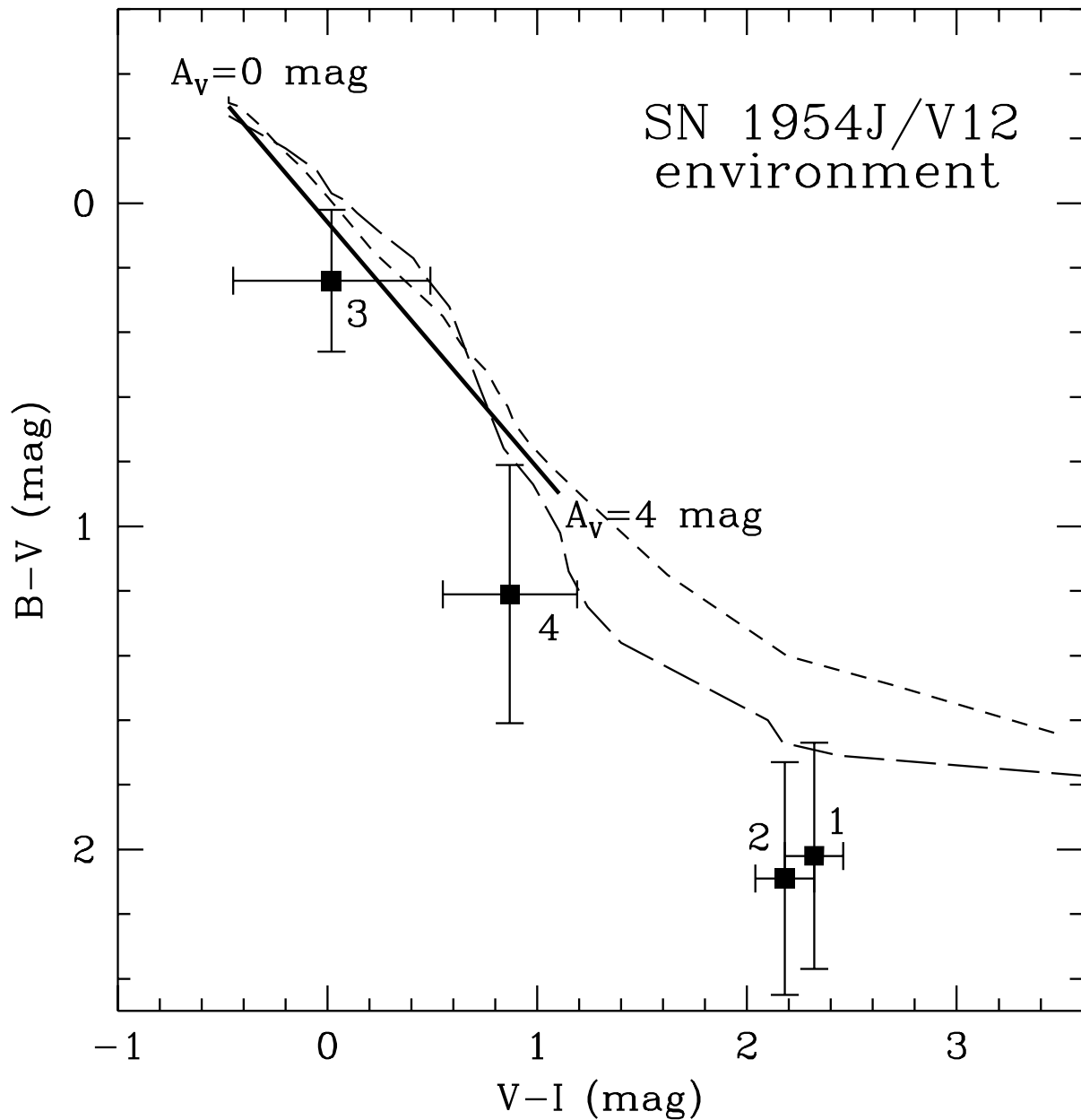


Fig. 5.— The  $(B - V, V - I)$  color-color diagram for the four brightest stars (labeled) at the SN 1954J/V12 site, based on the transformed photometry in Table 2. Also shown are the loci for supergiants (*long-dashed line*) and zero-age main sequence (ZAMS) stars (*short-dashed line*) from Drilling & Landolt (2000), as well as the reddening vector, from  $A_V = 0$  to  $A_V = 4$  mag, following a Cardelli et al. (1989) reddening law.

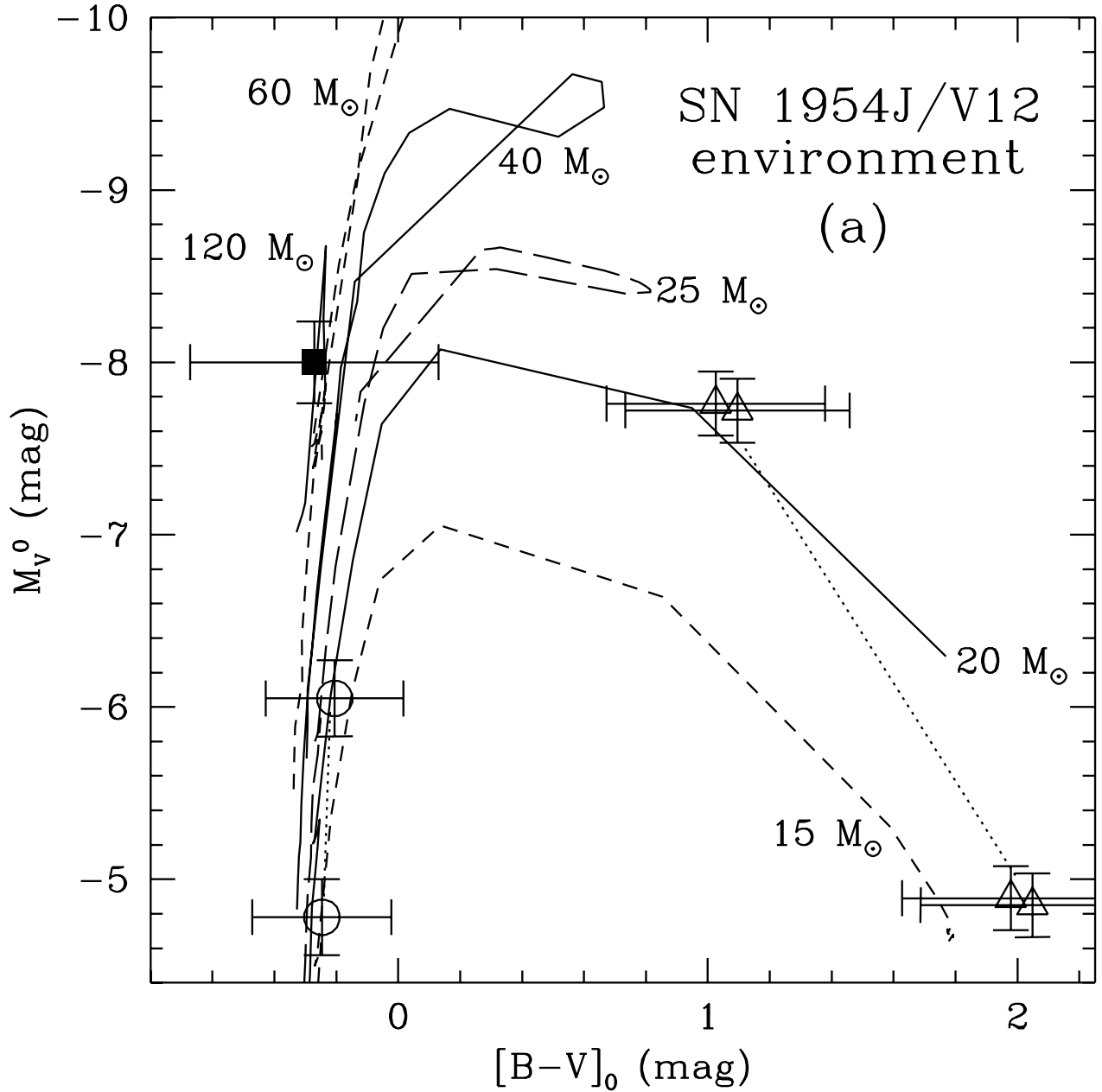


Fig. 6.— Intrinsic color-magnitude diagrams, (a)  $(M_V^0, [B - V]_0)$  and (b)  $(M_V^0, [V - I]_0)$ , showing the loci of the four stars in the SN 1954J/V12 environment (Stars 1 and 2, *open triangles*; Star 3, *open circles*; and, Star 4, *filled square*). Also shown for comparison are the model stellar evolutionary tracks from Lejeune & Schaerer (2001), with enhanced mass loss and solar metallicity ( $Z = 0.02$ ), for  $120 M_\odot$  (*solid line*),  $60 M_\odot$  (*short dashed line*),  $40 M_\odot$  (*solid line*),  $25 M_\odot$  (*long dashed line*),  $20 M_\odot$  (*solid line*), and  $15 M_\odot$  (*short dashed line*). *Dotted lines* connect the two possible loci for Stars 1 and 2 and for Star 3.

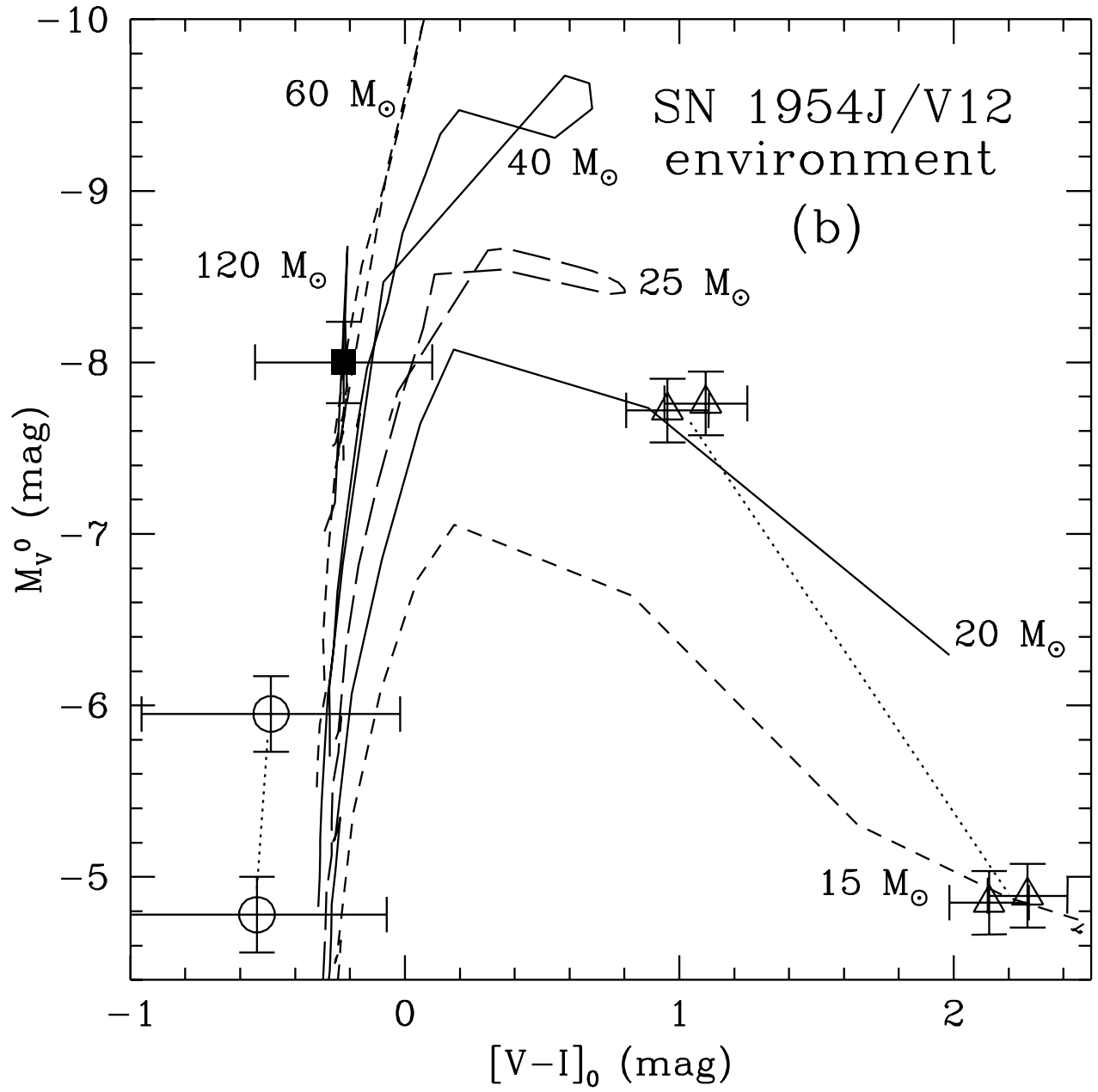


Fig. 6.— (Continued.)

This figure "fg1a.jpg" is available in "jpg" format from:

<http://arxiv.org/ps/astro-ph/0503324v1>

This figure "fg1b.jpg" is available in "jpg" format from:

<http://arxiv.org/ps/astro-ph/0503324v1>

This figure "fg3a.jpg" is available in "jpg" format from:

<http://arxiv.org/ps/astro-ph/0503324v1>



This figure "fg3b.jpg" is available in "jpg" format from:

<http://arxiv.org/ps/astro-ph/0503324v1>

This figure "fg3c.jpg" is available in "jpg" format from:

<http://arxiv.org/ps/astro-ph/0503324v1>