

# Observational Studies of Early-type Binary Stars: MP Centauri

Dirk Terrell<sup>1\*</sup>, Ulisse Munari<sup>2</sup>, Tomaž Zwitter<sup>3</sup> and George Wolf<sup>4</sup>

<sup>1</sup>*Department of Space Studies, Southwest Research Institute, 1050 Walnut St., Suite 400, Boulder, CO 80302, USA*

<sup>2</sup>*Osservatorio Astronomico di Padova, Sede di Asiago, I-36032 Asiago (VI), Italy*

<sup>3</sup>*Department of Physics, University of Ljubljana, Jadranska 19, 1000 Ljubljana, Slovenia*

<sup>4</sup>*Department of Physics, Astronomy and Materials Science, Missouri State University, Springfield, MO 65804, USA*

Accepted 2005 March 3. Received 2005 March 3; in original form 2005 March 3

## ABSTRACT

We present photometric and spectroscopic data on the early-type binary MP Centauri. The photometric data are analyzed simultaneously with radial velocities to derive preliminary absolute dimensions for the binary components. Analysis of the spectra shows that the stars rotate synchronously and that the line of sight to the system crosses two kinematically sharp and well-separated interstellar reddening sources. It is shown that MP Cen consists of a B3 primary with  $M_1 = 11.4 \pm 0.4 M_\odot$ ,  $R_1 = 7.7 \pm 0.1 R_\odot$  and a lobe-filling B6-B7 secondary with  $M_2 = 4.4 \pm 0.2 M_\odot$ ,  $R_2 = 6.6 \pm 0.1 R_\odot$ .

**Key words:** binaries: eclipsing – binaries: spectroscopic – stars: individual (MP Cen) – stars: evolved.

## 1 INTRODUCTION

MP Centauri (HD 308976) is an eclipsing binary, listed in the HD catalog as having a B3 spectral type. Its orbital period of 2.99 days makes it a very difficult target to obtain complete light curves from a single location in one observing season. It is a member a rare group: massive eclipsing binaries with short orbital periods. It lies in the galactic plane ( $b = 0^\circ.08$ ,  $l = 295^\circ.01$ ) and its eclipsing nature allows for the determination of its absolute parameters and distance, as well as the reddening along the line of sight. We have obtained *uvby* photometry over several years and the system was also observed in *V* and *I<sub>C</sub>* by the All Sky Automated Survey (Pojmanski 2002; hereafter ASAS).

As part of a program on early-type overcontact and near-contact binaries, we observed MP Cen with the ESO La Silla 2.2m telescope and the FEROS spectrograph at high resolution ( $R=48,000$ ) in February, 2003. Combining radial velocities from these spectra with the *uvby* photometry and *V* and *I<sub>C</sub>* data from ASAS, we present the first comprehensive study of this evolved binary.

## 2 OBSERVATIONS

### 2.1 Photometry

GW observed MP Cen in 1982 and 1989 using the 24-inch (0.6 meter) telescope and single channel photometers equipped with *uvby* filters at the Mt. John Observatory at Lake Tekapo, New Zealand. The comparison star used was HD 102139, for which the SIMBAD database gives a B4 III spectral type. A 17 arcsec aperture was used and offset slightly to avoid contamination from nearby companions.

The ASAS project has also obtained *V* and *I<sub>C</sub>* CCD photometry of MP Cen. Because the goal is to survey large areas of the sky, the ASAS setup is not optimal for photometry of stars in crowded fields like MP Cen. However, MP Cen is the brightest object in the measuring aperture and a proper treatment of the third light ( $I_3$ ) contamination makes it possible to use the ASAS data. The scatter in all passbands was about 2%.

### 2.2 Spectroscopy

Seven ESO 2.2m + FEROS spectra have been secured, in two groups of three spectra each on 2003 Feb 23 and 24 near quadratures and a single spectrum on 2004 Feb 25 in primary eclipse (Table 1). The wavelength range of the spectra extends from 3900 Å to 9200 Å with  $R = 48,000$  and a 1200 second exposure time. The S/N is evaluated around 5850 Å and the orbital phase is computed with the ephemeris given in section 3.

Our estimate of the spectral type of the primary, based

\* E-mail: terrell@boulder.swri.edu (DT); munari@pd.astro.it (UM); tomaz.zwitter@fmf.uni-lj.si (TZ); georgewolf@smsu.edu (GW)

**Table 1.** ESO 2.2m + FEROS Spectra of MP Cen.

Spectrum Number	Date	UT of mid-exposure	S/N	Orbital Phase
1440, 1441, 1442	2003 Feb 23	05:40	75	0.28
1552, 1553, 1554	2003 Feb 24	09:15	77	0.66
1632	2003 Feb 25	06:48	85	0.96

on the relative intensities of Mg II 4481, He I 4471, C II 4267, He I 4388, He I 4009 and He I 4026, is B3 with an estimated error of one spectral subclass. Because of the relative faintness of the secondary and its lines, it is more difficult to estimate its spectral type but a value in the range B6 to B7 seems reasonable, based on the ratio of He I 4471 to Mg II 4481, and is consistent with our light curve solution.

### 2.2.1 Rotational velocity

To derive the rotational velocities we used the relation

$$V_{\text{rot}} = 42.42 \times \text{HIW} - 35 \text{ km sec}^{-1} \quad (1)$$

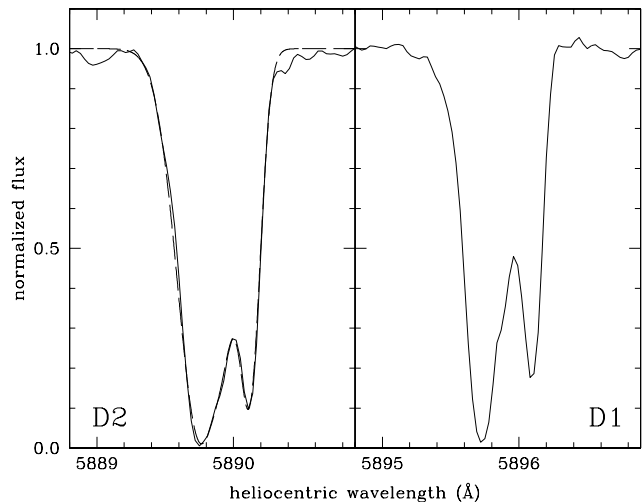
calibrated by Munari & Tomasella (1999) on the width at half maximum (HIW) of He I 5876 Å in high resolution spectra of O and B stars. The deconvolution of the He I 5876 Å line profile in the MP Cen quadrature spectra gives a HIW of 4.12 Å for the primary, and 3.18 Å for the secondary, which corresponds to 140 and 100 km sec<sup>-1</sup> respectively.

The Munari and Tomasella relation was calibrated using single, and thus axially symmetric, stars. In previous work on the overcontact binary TU Mus (Terrell, et al. 2003), we found that it was necessary to correct the HIW for the distorted shapes of the two stars. The MP Cen primary is reasonably spherical so no correction is necessary, but the secondary is highly distorted so, following the procedure outlined in Terrell, et al. (2003), we find that the corrected rotational velocity of the MP Cen secondary is 95 km sec<sup>-1</sup>. The profiles, however, are not indicative of purely rotational broadening, with atmospheric effects and circumstellar activity probably distorting the profile. In the absence of more sophisticated modeling, we see no evidence of asynchronous rotation and thus assume synchronism in the rest of our analysis.

### 2.2.2 Reddening

Munari & Zwitter (1997) demonstrated a method of using the interstellar Na I and K I lines to estimate the reddening affecting stars, independent of the knowledge of the intrinsic colors. The profile of Na I D1 and D2 lines in our FEROS spectra of MP Cen are shown in Figure 1 and are clearly composed of at least two components. The 7 individual spectra give very consistent results and indicate a value of  $E(B - V) = 0.30$ . The two-Gaussian *mean* fit is overplotted on the D2 line in Figure 1 to show the accuracy of the fit.

The heliocentric radial velocities of the two components are  $6.23 \pm 0.13$  km sec<sup>-1</sup> and  $23.57 \pm 0.08$  km sec<sup>-1</sup>. The accuracy of these velocities is not fictitious because nearby telluric absorptions show the same wavelength stability from one spectrum to the other, and it matches the expected high FEROS spectrograph stability, suitable for



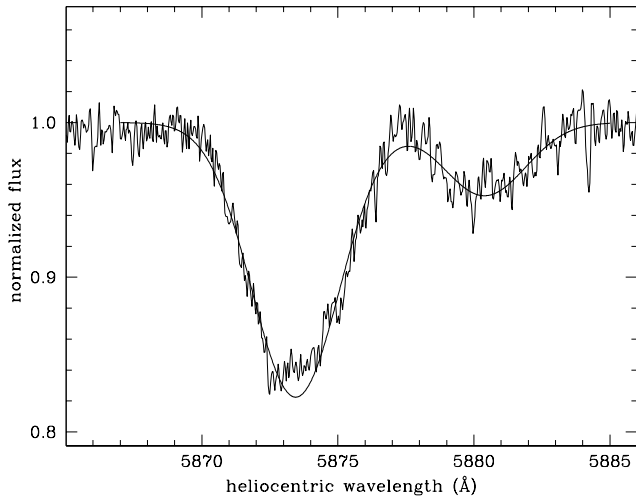
**Figure 1.** The interstellar lines of Na I, averaged from seven spectra, with the two-component Gaussian fit to the D2 line used in the reddening determination. The similar shape of the D1 line shows that the shape of D2 is not an artifact of noise or atmospheric lines.

extra-solar planet searches. The line of sight to MP Cen therefore crosses two kinematically very sharp and well separated sources of reddening of purely interstellar origin since neither of the components shows a radial velocity change with orbital phase nor shares the systemic velocity of the binary.

The Tycho  $B_T - V_T = 0.13 \pm 0.04$  corresponds, according to Bessell (2000), to a Johnson  $(B - V) = 0.11$ . We denote an intrinsic (*i.e.*, unreddened) color by  $(B - V)'$  and an observed color by  $(B - V)$  with subscripts 1, 2 and C denoting the primary component, the secondary component and the composite value for the binary respectively. With an assumed intrinsic color for the primary,  $(B - V)'_1$ , and the magnitude differences between the two components in each filter,  $\Delta m_B$  and  $\Delta m_V$ , from our light curve solution, we can compute the intrinsic composite color of the binary,  $(B - V)'_C$ , as

$$(B - V)'_C = (B - V)'_1 - 2.5 \log \left( \frac{1 + 10^{(-0.4 \times \Delta m_B)}}{1 + 10^{(-0.4 \times \Delta m_V)}} \right)$$

Assuming a value of  $(B - V)' = -0.22$  for the B3 primary (Flower 1996) and the  $\Delta m_B$  and  $\Delta m_V$  values of 1.16 and 1.12 respectively from the light curve solution, we find  $(B - V)'_C = -0.21$ . This result, combined with the observed  $(B - V)_C$ , yields a reddening of  $E(B - V) = 0.32$ , in excellent agreement with the results from analysis of the interstellar Na I and K I lines.



**Figure 2.** The He I 5876 profile of MP Cen for the averaged Feb 24 spectra. The overplotted curve is the fit of two Gaussians to the radial velocities of the two components given in Table 2.

**Table 2.** Heliocentric radial velocities of MP Cen.

Spectra	Phase	Primary (km sec <sup>-1</sup> )	Secondary (km sec <sup>-1</sup> )
1440-1442	0.28	-97.4 ± 2.7	+256.0 ± 4.8
1552-1554	0.66	+88.6 ± 2.3	-216.9 ± 3.3

### 2.2.3 Radial velocities

The radial velocities of the MP Cen components have been measured on the two groups of spectra in Table 1 obtained close to quadrature phases. The spectrum taken at orbital phase 0.96 is very close to conjunction and thus has insufficient velocity separation between the two components to obtain reliable radial velocities. Line splitting at quadrature is wide and allows an easy and firm determination of the radial velocity, as shown for He I 5876 in Figure 2. The radial velocities have been obtained by Gaussian de-convolution of the profiles into two components, which provide a good overall fit to the observed line profile. The measured lines are He I 4016, 4388, 4471, 5876, 6678, 7065 and half-weight contributions from H $\gamma$ , H $\beta$  and H $\alpha$ . The means of the radial velocities (and associated standard errors) derived from these lines are given in Table 2.

## 3 DATA ANALYSIS

We performed a simultaneous analysis of the ASAS photometry, our *uvby* photometry and our radial velocities with the 2003 version of the Wilson-Devinney (Wilson & Devinney 1971; Wilson 1979; Wilson 1990; hereafter, WD) program. As we had limited telescope time available to us for spectroscopy, we could not obtain as many radial velocities as we would have liked and, therefore, we present our solution as preliminary until more extensive spectroscopic observations can be made. However, our spectra are of high quality and resolution, giving us confidence that our results are reliable and certainly better than a solution based solely on the photometry. We have shown previously that our velocities for

TU Mus (Terrell, et al. 2003), obtained in the same observing run as the MP Cen spectra, were in excellent agreement with earlier data from Andersen & Grønbech (1975).

We also performed tests of our solution results by generating 1000 sets of synthetic radial velocities with Gaussian errors based on our four velocities and their estimated errors. We solved each set of four velocities and found that the average and standard deviation of each parameter was consistent with the results of our full solution. In particular, the average value of the semi-major axis of the relative orbit, of critical importance in determining the absolute dimensions of the binary, was  $21.9 \pm 0.2 R_{\odot}$ , matching exactly the result from the full solution.

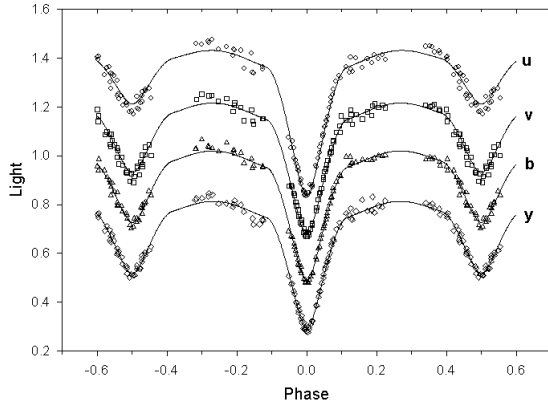
WD now uses Kurucz (1993) stellar atmospheres to model the radiation from the stars. WD can also use either binary orbital phase or time as the independent variable (Wilson & Terrell 1998). In order to investigate possible changes in the orbital period, we used time as the independent variable and adjusted the orbital period ( $P$ ), its first time derivative ( $\dot{P}$ ), and the reference epoch ( $HJD_0$ ). We began our light curve fitting experiments in WD's mode 2, appropriate for detached binaries (Leung & Wilson 1977), but found that a semidetached configuration with the secondary filling the lobe was required to fit the observations so we continued our analysis in WD's mode 5.

Other parameters adjusted in the simultaneous solution were the semi-major axis of the relative orbit ( $a$ ), the binary centre of mass radial velocity ( $V_{\gamma}$ ), orbital inclination ( $i$ ), secondary mean effective temperature ( $T_2$ ), modified surface potential of the primary ( $\Omega_1$ ), mass ratio ( $q$ ), and the bandpass-specific luminosity of the primary ( $L_1$ ). Certain parameters, such as the bolometric albedos and gravity brightening exponents, were held fixed at their expected theoretical values. The logarithmic limb darkening law was used with coefficients from Van Hamme (1993). The mean effective temperature of the primary was set to 18,750 K based on the B3 spectral type (Bessell, Castelli & Plez 1998). Data set weights were determined by the scatter of the observations.

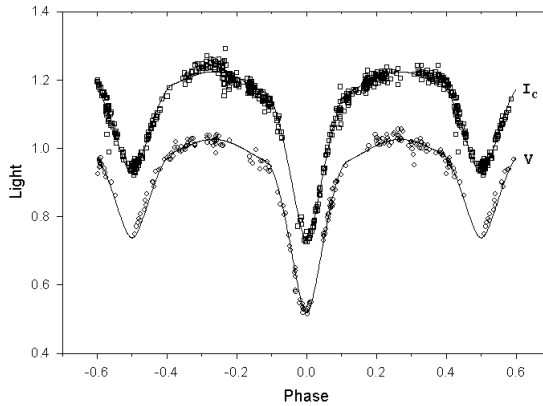
Given the large apertures used in the ASAS photometry and the moderately crowded field around MP Cen, we adjusted third light and found statistically significant values for the ASAS data but not our *uvby* photometry. Images of the MP Cen field show two companions to the northeast about 13" away. These stars fit within the ASAS aperture but were avoided in our *uvby* photometry.

Table 3 shows the results of the simultaneous solution and Figures 3 and 4 show the fits to the Strömgren and ASAS data respectively. Figure 5 shows the fits to the radial velocities. The light curves show some disturbances, particularly at the maximum preceding primary eclipse, as expected if a mass transfer stream from the secondary is impacting the primary.

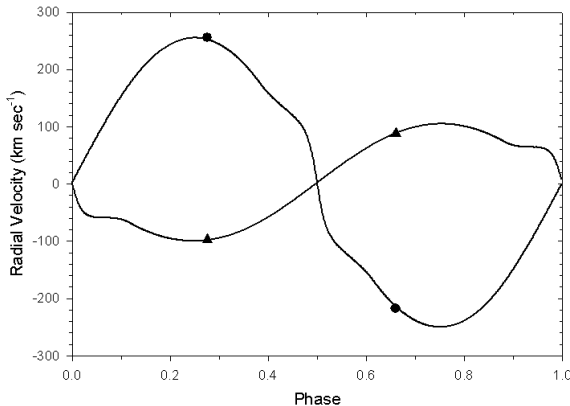
The ASAS data show that the system has  $V = 9.95$  and with the third light correction from our light curve solution,  $V = 9.99$  for the binary at maximum brightness. Correcting this value for the reddening (assuming a ratio of total to selective absorption of  $R_V = 3.1$  and our  $E_{B-V} = 0.30$ ), we find that the apparent V magnitude of the binary is 9.08. Using the V luminosity ratio  $L_2/L_1 = 0.36$  from our light curve solution, this transforms into Johnson V magnitudes of  $V_1 = 9.41$  and  $V_2 = 10.53$ . With our log luminosity of  $3.8 L_{\odot}$



**Figure 3.** The Strömgen photometry and computed light curves.



**Figure 4.** The ASAS  $V$  and  $I_C$  photometry and computed light curves.



**Figure 5.** The observed radial velocities and computed curves.

**Table 3.** Parameters of MP Cen

Parameter	Value
$a$	$21.9 \pm 0.2 R_{\odot}$
$V_{\gamma}$	$2.7 \pm 1.7 \text{ km sec}^{-1}$
$i$	$82^{\circ}.2 \pm 0^{\circ}.2$
$T_1$	18,750 K
$T_2$	$12,390 \pm 50$ K
$\Omega_1$	$3.29 \pm 0.03$
$q$	$0.390 \pm 0.008$
$HJD_0$	$2447627.9453 \pm 0.0006$
$P$	$2.993456 \pm 0.000001$ days
$\dot{P}$	$8.7 \times 10^{-9} \pm 6.1 \times 10^{-10}$
$L_1/(L_1 + L_2)_u$	$0.83 \pm 0.01$
$L_1/(L_1 + L_2)_v$	$0.76 \pm 0.01$
$L_1/(L_1 + L_2)_b$	$0.75 \pm 0.01$
$L_1/(L_1 + L_2)_y$	$0.74 \pm 0.01$
$L_1/(L_1 + L_2)_V$	$0.74 \pm 0.01$
$L_1/(L_1 + L_2)_I$	$0.72 \pm 0.01$
$l_3(V)$	$0.04 \pm 0.02$
$l_3(I)$	$0.05 \pm 0.02$
$l_3(uvby)$	$0.00 \pm 0.02$
$R_1$	$7.7 \pm 0.1 R_{\odot}$
$R_2$	$6.6 \pm 0.1 R_{\odot}$
$M_1$	$11.4 \pm 0.4 M_{\odot}$
$M_2$	$4.4 \pm 0.2 M_{\odot}$
$\log L_1/L_{\odot}$	$3.8 \pm 0.2$
$\log L_2/L_{\odot}$	$3.0 \pm 0.2$
$\log g_1$	$3.7 \pm 0.2$
$\log g_2$	$3.4 \pm 0.2$

Quoted errors are formal  $1\text{-}\sigma$  errors from the solution.  $l_3$  values are in units of total system light at phase 0.25. Luminosity errors are estimates based on an uncertainty of 2000 K in the effective temperature of the primary. The error contributions to the luminosities due to the errors in the radii are more than an order of magnitude smaller. The  $\log g$  values are in CGS units.

for the primary, the distance to the primary amounts to 3.0 kpc using a bolometric correction of  $-1.75$  from Flower (1996). The same calculation for the secondary results in the same distance. We therefore adopt 3.0 kpc as the distance to MP Cen, placing it on the far side of the Sagittarius arm.

MP Cen lies in the galactic plane and we can compare our estimate of the reddening with the Neckel & Klare (1980) extinction maps. MP Cen lies at the boundary of four cells (294/-1, 296/-1, 297/0 and 292/2). Given the low resolution of the cell boundaries, we cannot unambiguously assign MP Cen to a particular cell. Our value of  $E_{B-V}=0.30$  leads to  $A_V = 0.93$ . Looking at the individual cells, we find

- 294/-1 distance greater than 1 kpc
- 296/-1 the distance could be as high as 4 kpc
- 297/0 distances from 1 to 4 kpc supported
- 292/2 distances from 0.5 to 4 kpc supported

Thus, the Neckel & Klare (1980) maps do not provide a conclusive comparison with our derived distance, but their Figure 9 supports the idea that the line of sight to MP Cen goes through clouds A and G and just misses clouds L, M and R.

#### 4 CONCLUSIONS

We have presented preliminary values for the parameters of MP Cen based on photometry and limited spectroscopic data. The masses and radii of the stars, along with the semidetached configuration, indicate that the system is evolved. The radii,  $R_1 = 7.7R_\odot$  and  $R_2 = 6.6R_\odot$ , are consistent with a giant or sub-giant classification for both stars for the derived masses of  $M_1 = 11.4 M_\odot$  and  $M_2 = 4.4M_\odot$ . The  $\dot{P}$  we have measured implies a conservative mass transfer rate of  $1.1 \times 10^{-7} M_\odot \text{ yr}^{-1}$ , making it a fairly active system. Light curve variations from season to season, most likely arising from this mass transfer activity, are apparent in the photometric data. We also see emission features in our spectra but the limited phase coverage of the spectra makes any discussion of the circumstellar environment little more than speculation at this point. More extensive spectroscopy and polarimetry will be required to fully map the circumstellar environment of the system.

#### ACKNOWLEDGMENTS

This research has made use of the SIMBAD database, operated at CDS, Strasbourg, France.

#### REFERENCES

- Andersen, J. & Grønbech, B. 1975, A&A, 45, 107  
 Bessell, M. S., Castelli, F., B. & Plez 1998, A&A, 333, 231  
 Bessell, M. S. 2000, PASP, 112, 961  
 Cox, A.N. 2000, Allen's Astrophysical Quantities, (American Institute of Physics Press)  
 Flower, P. J. 1996, ApJ, 469, 355  
 Kurucz, R. L. 1993, in Light Curve Modeling of Eclipsing Binary Stars, ed. E. F. Milone (New York: Springer-Verlag), 93  
 Leung, K.-C. & Wilson, R. E. 1977, ApJ, 211, 853  
 Munari, U. & Tomasella, L. 1999, A&A, 343, 806  
 Munari, U. & Zwitter, T. 1997, A&A, 318, 269  
 Neckel, T. & Klare, G. 1980, A&AS, 42, 251  
 Pojmanski, G. 2002, Acta Astron., 52,397  
 Terrell, D., Munari, U., Zwitter, T. & Nelson, R. H. 2003, AJ, 126, 2988  
 Van Hamme, W. 1993, AJ, 106, 2096  
 Wilson, R. E. 1979, ApJ, 234, 1054  
 Wilson, R. E. 1990, ApJ, 356, 613  
 Wilson, R. E. 2001, Inf. Bull. Variable Stars, No. 5076  
 Wilson, R. E & Devinney, E. J. 1971, ApJ, 166, 605 (WD)  
 Wilson, R. E & Terrell, D. 1998, MNRAS, 296, 33

This paper has been typeset from a  $\text{\TeX}/\text{\LaTeX}$  file prepared by the author.