

Organic Molecules in the Hot Corinos and Circumstellar Disks of IRAS 16293-2422

Hui-Chun Huang^{a,*}, Yi-Jehng Kuan^{a,1}, Steven B. Charnley^b, Naomi Hirano^c,
Shigehisa Takakuwa^d, Tyler L. Bourke^d

^aDepartment of Earth Sciences, National Taiwan Normal University, 88 Sec.4 Ting-Chou Rd., Taipei 116, Taiwan, ROC

^bSpace Science Division, MS 245-3, NASA Ames Research Center, Moffett Field, CA 94035, USA

^cAcademia Sinica Institute of Astronomy & Astrophysics, P. O. Box 23-141, Taipei 106, Taiwan, ROC

^dHarvard-Smithsonian Center for Astrophysics, Submillimeter Array Project, 645 N. A'ohoku Place, Hilo, HI 96721

Abstract

Using the recently-commissioned Submillimeter Array (SMA), we have detected several complex organic molecules, including $(\text{CH}_3)_2\text{O}$, $\text{C}_2\text{H}_5\text{OH}$, $\text{C}_2\text{H}_5\text{CN}$, and tentatively CH_2CDCN , toward the protostellar hot cores of IRAS 16293-2422 at arcsecond-resolution ($\lesssim 400$ AU in radius). Vibrationally excited transitions of SO, SO_2 and HCN with energy levels up to 1800 K were also observed. In addition to the other organic molecules (HC_3N , CH_2CO , CH_3OH , CH_2CHCN and HCOOCH_3) previously reported by us (Kuan et al., 2004), these results clearly indicate the existence of a rich organic chemistry in low-mass ‘hot corinos’. From the observation of optically thin HC^{15}N emission, we conclude I16293A is a rotating circumstellar disk lying along the north-south direction $\sim 10^\circ$ to the east and with an inclination $\sim 30^\circ$ to the sky. We suggest that the observed vibrational SO and SO_2 emission may originate from shock waves near or in the circumstellar disks. Between the two cores, we find a strong anticorrelation in emission from $\text{C}_2\text{H}_5\text{OH}$ and $\text{C}_2\text{H}_5\text{CN}$. The relative contribution of gas phase and grain-surface chemistries to the production of the observed complex molecules is discussed. We point out the shortcomings underlying recent claims that all the O-bearing organics are formed on grains.

The presence of so many well-known interstellar molecules in *solar-type hot corinos* strengthens the link between molecular cloud chemistry, the starting materials of protoplanetary disks such as the protosolar nebula, and the composition of comets. Establishing the fine details of this connection is crucial in answering fundamental questions concerning the importance of galactic astrochemistry for astrobiology.

Key words: Astrochemistry; ISM: abundances; ISM: individual (IRAS 16293-2422); ISM: molecules - radio lines; ISM - stars: formation

1. Introduction

Bombardment of the early Earth by comets and asteroids delivered large amounts of organic materials (Chyba et al. 1990). This mechanism could

* Corresponding author.

Email address: hspring@sgrb2.geos.ntnu.edu.tw (Hui-Chun Huang).

¹ Also at: Academia Sinica Institute of Astronomy & Astrophysics (ASIAA), Taipei 106, Taiwan, ROC

be of general importance for astrobiology since it is likely that terrestrial planets in extrasolar nebulae experienced similar impacts. Hence, the products of extraterrestrial organic chemistry could, in principle, allow a prebiotic chemistry, similar to which occurred on Earth, to begin throughout the Galaxy. The dominant molecular composition of cometary ices is quite similar to that observed in the gas and ices around *massive* protostars (Ehrenfreund & Charnley 2000). However, to accurately make a connection between interstellar organics and the chemicals initially available to the comet-forming disks around Sun-like stars, high angular-resolution spectral observations of *low-mass* protostars are necessary.

The IRAS 16293-2422 core (hereafter I16293) is a young (Class 0) region of low-mass star formation. It is located 160 pc from the Sun in the ρ Ophiuchus cloud complex. Walker et al. (1986), from observed line profiles, first identified cloud collapse in I16293, and later Zhou (1995) modeled the I16293 system as an in-fall cloud with rotation. The presence of a double bipolar outflow system around I16293 indicates ongoing mass accretion (Walker et al., 1988; Mizuno et al., 1990; Castets et al., 2001; Hirano et al., 2001; Lis et al., 2002; Stark et al., 2004). In fact, interferometric observations have shown that I16293 is a protobinary system. The two protostars, surrounded by a dense circumbinary envelope, are separated by $\sim 5.2''$, and have been designated I16293A and I16293B, to distinguish, respectively, the SE and NW components (Wootten, 1989; Mundy et al., 1992; Walker, Carlstrom & Bieging, 1993). From recent subarcsecond 3-mm continuum observations, Looney, Mundy & Welch (2000) derived a mass of $0.61 M_{\odot}$ for I16293B, and a slightly lower one for I16293A ($0.49 M_{\odot}$).

Millimeter and submillimeter line surveys using single-dish telescopes have found many organic molecules in I16293, including CH_3OH , CH_3CN , HC_3N and H_2CO , and suggested the existence of an inner ($\lesssim 10''$) hot region of dense gas (Blake et al., 1994; van Dishoeck et al., 1995). However, molecular species such as HCOOH , CH_3CHO , CH_3OCH_3 and $\text{C}_2\text{H}_5\text{CN}$, normally present in the hot molecular cores (HMCs) associated with massive protostars, were not de-

tected. Because emission from the circumstellar disks was considered too dilute in their $20''$ beam, van Dishoeck et al. (1995) suggested that an interaction between the outflow and the circumbinary envelope was responsible for the presence of these organics. From modeling of H_2O data (Ceccarelli et al., 1999) and analysis of single-dish H_2CO and H_2^{13}CO data, Ceccarelli et al. (2000a) concluded that the emitting region is at around 100 K and very compact ($\sim 2''-3''$), and first suggested that I16293 contained a hot molecular core about 150 AU in size where icy grain mantles are evaporated from the hot dust ($T_{\text{dust}} \gtrsim 100$ K).

Subsequent single-dish observations have lent further support the *hot core* scenario (Schöier et al., 2002; Cazaux et al., 2003) and I16293 is now known to have a rich molecular inventory similar to the HMCs. HMCs typically contain high abundances of complex organic molecules, and are defined as compact, dense and warm regions with gas densities $n_{\text{H}_2} \gtrsim 10^7 \text{ cm}^{-3}$ and $T \gtrsim 100$ K (van Dishoeck & Blake, 1998). To date, over thirty different molecular species (excluding isotopomers) have been discovered in this low-mass protostellar source, among them are complex organic molecules such as HCOOH , CH_3CN , CH_3OH , CH_3CCH , CH_3CHO , HCOOCH_3 , CH_3OCH_3 , $\text{C}_2\text{H}_5\text{CN}$ and CH_3COOH (Blake et al., 1994; van Dishoeck et al., 1995; Ceccarelli et al., 1998; Schöier et al., 2002; Cazaux et al., 2003). Doubly- and triply-deuterated molecular species such as D_2CO , CHD_2OH and CD_3OH were also detected in I16293 (Loinard et al., 2000; Parise et al., 2002, 2004).

However, all the *hot core* interpretations were derived from single-dish observations which suffered from insufficient angular resolution. The precise nature of the I16293 hot core could therefore not be determined until very recently. By conducting arcsecond-resolution submillimeter interferometric observations, with the detections of complex organic molecules CH_3OH , CH_2CHCN and HCOOCH_3 , Kuan et al. (2004) first uncovered the existence of two, rather than one, compact *hot molecular cores* associated with each of the protobinary components, and also evident from their thermal dust emission. Kuan et al. (2004) further suggested the high abundances of organic molecules

indicate that icy mantles have recently been evaporated in the inner star-forming core. Based on millimeter interferometric observations of CH₃CN and HCOOCH₃, Bottinelli et al. (2004) also came to the conclusion that the grain mantle evaporation scenario is the source of complex molecules in I16293. To distinguish them from massive HMCs, low-mass hot molecular cores, as found in I16293 and NGC 1333-IRAS4 have been referred to as *hot corinos* (Bottinelli et al., 2004).

In this paper we report the detection and mapping of complex organic molecules and sulfur-bearing molecules in the I16293 hot corinos. Related observations have been previously reported by (Kuan et al., 2004) and are important for a better understanding of the small-scale chemical differentiation around low-mass protostars. The detection of highly-excited transitions of simpler molecules, plus the kinematic evidence for the existence of a possible protostellar disk, are also presented and discussed.

2. Observations

Together with the close proximity of I16293, the arcsecond resolution ($1'' = 160$ AU) of the SMA (the Submillimeter Array²), combined with high dust temperatures ($\gtrsim 100$ K) and H₂ density ($\sim 10^7$ cm⁻³), makes the SMA a perfect tool for directly imaging the higher excited submillimeter molecular emission from the I16293 core. The SMA observations were carried out in 2003 March (compact configuration) and July (extended configuration) with 5 antennae, and were centered at $\alpha(\text{J2000}) = 16^{\text{h}}32^{\text{m}}22^{\text{s}}.91$, $\delta(\text{J2000}) = -24^{\circ}28'35''.52$.

The digital correlator was configured with eight chunks each of 104 MHz bandwidth and 128 channels, except one chunk, giving a frequency resolution of 0.812 MHz. The frequency range covered by the two sidebands are: 343.555–344.225

GHz (lower sideband) and 354.211–354.881 GHz (upper sideband). The synthesized beams are $\sim 1''.3 \times 2''.7$ at 344 GHz and $\sim 1''.1 \times 2''.5$ at 354 GHz (natural weighting); these beam sizes correspond to a linear scale of $\sim 200 \times 400$ AU at a distance of 160 pc. NRAO530 and 1743-038 were observed for phase and amplitude calibration. A 25% uncertainty of the flux scale is estimated.

3. Results and Discussion

Table 1 lists the molecular transitions detected toward the I16293 hot corinos; it includes highly-excited vibrational lines of SO ($v=1$), SO₂ ($v_2=1$) and HCN ($v_2=1$), the molecular lines of sulfur-containing molecules ³⁴SO₂, OC³⁴S and H₂CS, those of complex organic molecules (CH₃)₂O, *g*-C₂H₅OH and C₂H₅CN, and the tentatively detected CH₂CDCN lines, plus the optically thin HC¹⁵N line. Continuum emission at 354 GHz was imaged at a noise level of 0.11 Jy beam⁻¹ (Fig. 1a). The peak position of I16293A, with a flux density of 4.97 ± 0.49 Jy, is at $\alpha(\text{J2000}) = 16^{\text{h}}32^{\text{m}}22^{\text{s}}.86$, $\delta(\text{J2000}) = -24^{\circ}28'36''.25$, and of I16293B, at $\alpha(\text{J2000}) = 16^{\text{h}}32^{\text{m}}22^{\text{s}}.62$, $\delta(\text{J2000}) = -24^{\circ}28'32''.53$ with a flux density of 5.14 ± 0.61 Jy, which is slightly higher than that of I16293A.

3.1. The Hot Corinos

Sample images of three large organic molecules are shown in Figs. 1b-d; these molecules are also commonly detected in the HMCs of massive star-forming regions. All spectral emission, within a beam-convolved size of $\sim 200 \times 400$ AU in radius, appears to originate from the two protobinary components I16293A and I16293B. Given that all spectral lines shown in Figure 1 have lower-energy levels above 100 K, it is reasonable to assume that the major spectral emission comes from the inner dense cores, as clearly reflected in these spectral images, and is not an accumulated effect along the line-of-sight. In some cases, molecular emission was only detected toward one protostellar core. A single-source detection could be due to the combined effect of abundance and excitation differ-

² The Submillimeter Array (Ho, Moran & Lo, 2004) is a joint project between the Smithsonian Astrophysical Observatory and the Academia Sinica Institute of Astronomy and Astrophysics, and is funded by the Smithsonian Institution and the Academia Sinica

ences between the two sources. It should be noted that some of the spectral lines, which were present at a $\sim 2\text{-}\sigma$ level ($\lesssim 0.6 \text{ Jy beam}^{-1}$) in the channel maps, are reported as nondetected lines in this study. Fig. 2 shows sample spectra for four large organic molecules in either I16293A or I16293B.

It is known that massive protostellar cores can be very hot. HCN ($v_2=2$) and SO₂ ($v_2=1$) transitions with energy levels up to 2000 K and 1400 K, respectively, were observed toward HMCs in Orion KL and Sgr B2(M) (Schilke et al., 1997; Sutton et al., 1991). By observing HCN lines at 797 GHz, Boonman et al. (2001) derived $T_{\text{ex}} = 720$ K in the massive protostar GL 2591. However, in the case of low-mass protostars like I16293, where the total bolometric luminosity is only about 30-40 L_{\odot} (Mundy et al., 1992), it was thought that the surrounding dust could not be heated sufficiently to create a hot core environment, except in the innermost 100 AU (van Dishoeck & Blake, 1998). The detection of highly excited transitions, such as HCN ($v_2=1$) 4-3, SO ($v=1$) 8₉-7₈ (Fig. 1(e)) and SO₂ ($v_2=1$) (Fig. 1(f)) 46_{5,41}-46_{4,42}, with their respective lower energy levels occurring 1050 K, 1660 K and 1800 K above ground, clearly demonstrates that the innermost regions of the two protostellar cores are very hot. The vibrationally excited transitions are likely to be maintained by far-infrared pumping. These high-resolution spectral images clearly provide further strong observational evidence for the existence of low-mass hot cores similar to the HMCs found in massive star-forming regions.

3.2. I16293A: A Circumstellar Disk?

I16293 is a region full of dynamic activity, such as double bipolar outflows, a surrounding in-fall cloud and a circumbinary envelope, which makes an unambiguous kinematic interpretation difficult. Thus, to kinematically separate the inner hot cores from other gas motions in the region, observations of optically thin molecular emission of a high-density tracer would be ideal. HC¹⁵N is a rare isotope of the high-density tracer HCN, thus emission of HC¹⁵N is most likely to be optically thin which would trace the densest regions in

I16293 and, in principle, better avoid any potential contamination from the ambient cloud and/or gas outflows. By examining the velocity channel maps of the HC¹⁵N J=4-3 emission (Fig. 3), molecular gas motion is apparent. This can be seen in moving across the center position of I16293A, from the direction south-southwest at higher velocities ($V_{\text{LSR}} \sim 11$ to 5 km s^{-1}) to the north-northeast at lower velocities ($V_{\text{LSR}} \sim 3$ to -3 km s^{-1}). Likewise, OC³⁴S and HCN ($v_2=1$) channel maps (not shown here) also show a velocity gradient toward I16293A at a position angle (PA, measured from the north to the east counterclockwise) between 10° and 30° , similar to that of HC¹⁵N.

A position-velocity cut centered at I16293A and a PA = 10° is shown in Fig. 4. Two distinguished velocity components, with their peak-emission positions separated by $\sim 3.0 \text{ km s}^{-1}$ in velocity and $\sim 0.4''$ ($\sim 60 \text{ AU}$) in position, are immediately visible. By modeling the kinematic structure of I16293A thus revealed, we find it can be fitted nicely by a rotating keplerian disk inclined $\sim 30^\circ$ with respect to the sky (an inclination angle $i = \sim 30^\circ$, Fig. 4); here a mass of $0.49 M_{\odot}$ for the central protostar (Looney, Mundy & Welch, 2000) and a systemic velocity of 3.7 km s^{-1} are adopted for the model. Note that in the channel maps (Fig. 3), the orientation of the unresolved I16293A image of HC¹⁵N emission is largely a result of beam convolution, and is not the true orientation of the disk which is tilted $\sim 10^\circ$ east of the north. The I16293A circumstellar disk is distinct from the circumbinary disk previously reported in the literature.

Our finding is consistent with the subarcsecond continuum images of I16293A (Mundy et al., 1992; Looney, Mundy & Welch, 2000) which also show a north-south elongated structure off slightly to the east. This rotating disk scenario is further supported by more recent observations of the double bipolar outflows emanating from the I16293 star-forming core (Lis et al., 2002; Stark et al., 2004); the ‘‘E-W outflow’’ of the two outflows is in fact in the direction perpendicular to the I16293A circumstellar disk. Since the two HC¹⁵N emission peaks in the position-velocity diagram is only $0.4''$ or 60 AU apart, it is reasonable to believe that most of the molecular gas in the disk resides at a dis-

tance merely 30 AU from the central protostar. This raises the distinct possibility that the rotating disk of I16293A is really a protoplanetary disk.

3.3. Chemical Composition

Table 2 lists the beam-averaged molecule column densities (N_A and N_B) and derived fractional abundances (i.e. $X_A = N_A/N(\text{H}_2)$) in both hot corinos. For completeness, Table 3 lists the column densities and fractional abundances of those molecules reported by (Kuan et al., 2004). Column densities were derived assuming optically thin lines in local thermodynamic equilibrium and were measured at the peak emission positions of each integrated spectral line. This approach is sufficient only for obtaining first-order estimates since excitation temperatures for individual molecules could differ, and some lines may have non-trivial optical depths. Because of the very high gas density of $n_{\text{H}_2} \gtrsim 10^7$ (van Dishoeck et al., 1995; Ceccarelli et al., 2000a,b), gas and dust are expected to be thermally well-coupled so an excitation temperature $T_{\text{ex}} \simeq T_{\text{dust}} = 100$ K was adopted (Kuan et al., 2004), except for molecular transitions with energy levels above 500 cm^{-1} ($\gtrsim 700$ K) where $T_{\text{ex}} = 300$ K was used (Schöier et al., 2002). In addition, we assume the vibrational excitation temperature is similar to the rotational excitation temperature with $T_{\text{ex}}(\text{vib}) \simeq T_{\text{ex}}(\text{rot})$. Here a gas column density $N(\text{H}_2) = 1.6 \times 10^{24} \text{ cm}^{-2}$ (Schöier et al., 2002) was adopted for both corinos. The derived fractional abundances and relative column densities are in good agreement with the values observed within a similar frequency range (330-355 GHz) for the Orion KL and Sgr B2(M) massive HMCs (Sutton et al., 1991, 1995; Schilke et al., 1997). For the rare isotopes detected, we find $\text{SO}_2/^{34}\text{SO}_2 \simeq 10$ and $\text{HCN}(\text{GND})/\text{HC}^{15}\text{N} \simeq 8\text{--}29$, also in general agreement with HMC values (Nummelin et al., 2000; Schilke et al., 1997).

When compared to some previous single-dish observations toward I16293 (Blake et al., 1994; van Dishoeck et al., 1995; Cazaux et al., 2003), many molecular abundances derived using the smaller SMA beam (SO, SO_2 , H_2CS and $\text{C}_2\text{H}_5\text{CN}$) are higher in general. This indicates that the

observed molecular emission is mainly from the compact cores (or disks), and explains why SO, SO_2 and H_2CS abundances derived from modeling higher energy transitions (Schöier et al., 2002) in the *inner* I16293 core show good agreement with our values. The ground 4–3 HCN emission toward I16293 is extended and diffuse (Kuan et al., 2004). The fact that the abundance derived from the vibrational bending state HCN is an order of magnitude higher than the ground HCN toward I16293A suggests more HCN resides in the compact protostellar disk of I16293A.

The high abundances of organic molecules found in both hot corinos can be best explained by icy mantle evaporation (Charnley et al., 1992). The abundances derived by us for most of those molecules observed in both sources are within a factor of two of each other, as to be expected if both cores collapsed from the same cloud material. There are, however, marked compositional differences between I16293A and I16293B. The nondetection of SO emission toward I16293B cannot be due to excitation; it is more likely due to an actual chemical difference since an even higher excitation line of SO_2 is seen in I16293B. Similarly, Mundy et al. (1992) did not detect SO in I16293B though they also observed it in I16293A. Although the vibrationally excited lines of SO and SO_2 can still be populated by an excitation temperature of ~ 100 K, it is probable that these molecular lines actually arise well within the inner hot cores, perhaps in circumstellar disks. Walker, Maloney & Serabyn (1994) previously concluded that vibrationally excited CS emission in I16293 emanated from gas with $T \gtrsim 1000$ K, and at densities such that the only likely environment was in shocks within the protostellar disk. van Dishoeck & Blake (1998) also suggested a possible existence of shocked zones in the innermost 100 AU. Complete conversion of SO to SO_2 in shock waves could explain the lack of SO in I16293B.

Apart from the striking anticorrelations in the presence of $\text{C}_2\text{H}_5\text{CN}$ and $\text{C}_2\text{H}_5\text{OH}$ between I16293A and I16293B, there appears to be no dichotomy between N-containing and O-containing organic molecules similar to that found in massive star-forming regions (e.g. Wyrowski et al.,

1997). However, these anticorrelations could pose problems for grain chemistry scheme based on H atom additions. Together with organic molecules reported previously in (Kuan et al., 2004), these posit that HC_3N and CH_2CHCN are precursors of $\text{C}_2\text{H}_5\text{CN}$, and that CH_2CO is a possible precursor of $\text{C}_2\text{H}_5\text{OH}$ (Charnley et al., 1992; Charnley, 2004). The $\text{HC}_3\text{N}/\text{CH}_2\text{CHCN}$ ratios in both sources are similar but $\text{C}_2\text{H}_5\text{CN}$ is only detected in I16293B, and at a large abundance. Ethanol is only detected in I16293A but ketene, its putative precursor in some grain-surface reaction schemes (Charnley, 1997), is not. Low-level emission from CH_2CO and $\text{C}_2\text{H}_5\text{CN}$ was seen in channel maps of I16293A, as was $\text{C}_2\text{H}_5\text{OH}$ emission in I16293B. Nevertheless the observations suggest that these molecules are chemically differentiated between the two sources. This apparent anticorrelation between precursors and end products in I16293A and I16293B, as well as the relative abundances of the species involved in the surface chemistry, may eventually allow us to constrain theories of grain surface chemistry. For example, reduction of ketene to ethanol via acetaldehyde (CH_3CHO) is one possible pathway (Charnley 1997). Alternatively, reduction and oxidation of acetylene can produce both acetaldehyde and ethanol, as well as ethylene oxide and vinyl alcohol (Charnley 2004). Our observations suggest that the latter pathway may have dominated in the prestellar phase of I16293 and hence that a similar differentiation in the CH_3CHO and *c*- $\text{C}_2\text{H}_4\text{CO}$ abundances should exist between I16293A and I16293B. More observations, as well as better excitation and abundance determinations are necessary to pursue this avenue of research.

Indeed, a fundamental issue is to determine which of the organic molecules found in HMCs and hot corinos actually do originate in grain-surface chemistry, or whether post-evaporative production in the hot gas is necessary (Charnley et al. 1992). Ion-molecule production of methyl formate, HCOOCH_3 , and of dimethyl ether, $(\text{CH}_3)_2\text{O}$, has been proposed and involves, respectively, methyl cation transfer from protonated methanol to formaldehyde and methanol (Blake et al., 1987). When the methanol and formaldehyde molecules are injected from grain

surfaces, these reaction pathways can reproduce the $(\text{CH}_3)_2\text{O}$ and HCOOCH_3 abundances observed in HMCs (Charnley et al., 1992). However, single-dish observations of the I16293 core led Cazaux et al. (2003) to proclaim that all organics were produced on grain surfaces. The abundances of O-containing molecules derived by Cazaux et al. (2003) were almost all much higher than found elsewhere and this, when compared to the methanol abundance measured by Schöier et al. (2002), led these authors to conclude that all the O-containing molecules, particularly methyl formate and dimethyl ether, were formed on grains.

It is extremely dangerous to make this generalization for several reasons. First, Cazaux et al. (2003) argued that, because the observed $\text{HCOOCH}_3/\text{CH}_3\text{OH}$ is close to unity in I16293, the above gas phase production could be ruled out. In the case of HCOOCH_3 , ion-molecule experiments *do show* that reaction of CH_3OH_2^+ with H_2CO does not produce protonated methyl formate, and so an origin in grain-surface reactions or other ion-molecule reactions, perhaps involving HCOOH , is more likely (Charnley, 1997). On the other hand, it has been experimentally verified that gas phase self-methylation of methanol will lead to $(\text{CH}_3)_2\text{O}$. A second, and more serious, problem lies in the fact that Cazaux et al. constructed their $\text{HCOOCH}_3/\text{CH}_3\text{OH}$ ratio using abundances from two different observations. Fractional abundances derived by Schöier et al. (2002) were derived, as here, using a gas column density of $N(\text{H}_2) = 1.6 \times 10^{24} \text{ cm}^{-2}$, whereas Cazaux et al. (2003) used $N(\text{H}_2) = 7.5 \times 10^{22} \text{ cm}^{-2}$. This explains why the abundances derived by Cazaux et al. (2003) are so high. Third, interferometric observations of HCOOCH_3 in both I16293A and I16293B show that its emission comes from the two hot corinos. Abundances derived using more realistic (i.e. larger) values of $N(\text{H}_2) (\gtrsim 10^{24} \text{ cm}^{-2})$ lead to HCOOCH_3 and $(\text{CH}_3)_2\text{O}$ abundances ($\sim 10^{-9} - 10^{-8}$), and ratios relative to CH_3OH ($\sim 0.01 - 0.1$), that are more in accord with those found elsewhere (this work; Kuan et al. (2004); Bottinelli et al. (2004)). Based on interferometry of HCOOCH_3 and CH_3CN emission in both the I16293 hot corinos, Bottinelli et al. (2004) also concluded that all the organic molecules were

evaporated products of grain-surface chemistry. While a gas phase origin for HCOOCH_3 cannot yet be ruled out, CH_3CN , like $(\text{CH}_3)_2\text{O}$, can be formed easily in hot gas (Rodgers & Charnley, 2001).

In conclusion, the issues raised above show that HCOOCH_3 is *not* a good molecule to discriminate between a global gas-phase or grain-surface origin for all other molecules. Nevertheless, it is almost certain that some molecules, particularly $(\text{CH}_3)_2\text{O}$, are produced through ion-molecule reactions. Similarly, it is also quite certain that some organic compounds seen in I16293, those that do not appear to have a viable gas-phase production chemistry, are formed solely on grains: HCOOH , CH_3OH , $\text{C}_2\text{H}_5\text{OH}$, HNCO , CH_2CO , CH_3CHO (Charnley, 2001).

It is important to try and estimate the relative evolutionary state of the I16293 sources, as this may provide clues to the chemistry that occurred just prior to the formation of the protosolar nebula. Stark et al. (2004) have suggested that, whereas I16293A is a Class 0 object, I16293B is a T Tauri star and consequently more evolved. A large degree of deuterium fractionation is observed toward I16293 (Loinard et al., 2000; Parise et al., 2002, 2004) and the $\text{CH}_2\text{CHCN}/\text{CH}_2\text{CDCN}$ ratios found here (~ 3 in I16293A and ~ 4 in I16293B) suggest both sources are in an early phase of chemical evolution. It is evident that the spectral-peak and integrated-line intensities are in general stronger toward I16293A which may imply I16293A is warmer and hence the more evolved of the two. $c\text{-C}_3\text{H}_2$, CH_2CO and $\text{C}_2\text{H}_5\text{CN}$ are only detected in I16293B and, as their fractional abundances are higher than in the more evolved HMCs (this work; Kuan et al. (2004)), this may also be a further indication that I16293B is the less evolved of the two. On the other hand, gas-phase chemical evolution driven by prompt evaporation of mantle molecules could allow daughter/parent abundance ratios to be used for estimating the relative post-evaporative ages of HMCs (Charnley et al., 1992). The observed $(\text{CH}_3)_2\text{O}/\text{CH}_3\text{OH}$ ratios in I16293A (0.006) and I16293B (0.016) appear to indicate that, in fact, I16293B is the more evolved; assuming that the higher methanol abundance of I16293A is representative of that originally in-

jected into both hot corinos. Clearly, given the caveats surrounding the abundance determinations, it may be premature to make definitive estimates of chemical age until more secure values are available.

4. Conclusions

Together with previous high-resolution SMA studies, a rich organic inventory of large organic molecules such as HC_3N , CH_2CO , CH_3OH , CH_2CHCN , HCOOCH_3 , $(\text{CH}_3)_2\text{O}$, $\text{C}_2\text{H}_5\text{OH}$ and $\text{C}_2\text{H}_5\text{CN}$ is revealed in low-mass hot corinos. By observing the optically thin HC^{15}N emission, we find I16293A is in fact a rotating circumstellar disk distinct from the circumbinary disk, lying along the north-south direction with a position angle $\sim 10^\circ$ to the east, and is inclined $\sim 30^\circ$ to the sky. Hence there is potentially a strong link between interstellar organics and prebiotic chemistry in protostellar disks (Ehrenfreund & Charnley, 2000). There are several chemical similarities between the compositions of I16293A and I16293B, however, $\text{C}_2\text{H}_5\text{CN}$, CH_2CO and $\text{C}_2\text{H}_5\text{OH}$ appear to be strongly differentiated between the cores. The vibrational excitation observed in SO and SO_2 suggests an active shock chemistry in protostellar disks. Star-forming cores are formed from cold parent molecular clouds, and later evolve into protostellar disks. Our observations strengthen the chemical connection between dark clouds, massive star-forming regions and solar-type hot corinos. An important missing piece of this picture is the understanding of how interstellar organic material can be modified and incorporated into protostellar disks similar to our protosolar nebula, and survive throughout the planet formation stage and beyond. Future SMA observations of large organics in I16293 and similar cores will be important to the study of chemical evolution of protoplanetary disks.

5. Acknowledgements

The authors would like to thank the referees for the useful comments. We are also grateful to the JPL Molecular Spectroscopy web services (<http://spec.jpl.nasa.gov/>) and the Cologne Database for Molecular Spectroscopy (CDMS, <http://www.ph1.uni-koeln.de/vorhersagen/>) for making molecular laboratory data available. The research of Y.-J. K. was supported by NSC 93-2112-M-003-003 grant. This work was supported by NASA's Exobiology and Origins of Solar Systems Programs through funds allocated by NASA Ames under Interchange No. NCC2-1412 to the SETI Institute.

References

- Blake, G.A., van Dishoek, E.F., Jansen, D.J., Groesbeck, T.D., & Mundy, L.G. Molecular abundances and low-mass star formation. 1: Si- and S-bearing species toward IRAS 16293-2422. *Astrophys. J.* 428, 680-692, 1994.
- Blake, G.A., Sutton, E.C., Masson, C.R. and Phillips, T.G. Molecular abundances in OMC-1 - the chemical composition of interstellarmolecular clouds and the influence of massive star formation. *Astrophys. J.* 315, 621-645, 1987.
- Boonman, A.M.S., Stark, R., van der Tak, F.F.S., van Dishoek, E.F., van der Wal, P.B., Schäfer, F., de Lange, G., Laauwen, W.M. Highly abundant HCN in the inner hot envelope of GL 2591: probing the birth of a hot core? *Astrophys. J.* 553, L63-67, 2001.
- Bottinelli, S., Ceccarelli, C., Neri, R., Williams, J.P., Caux, E., Cazaux, S., Lefloch, B., Maret, S., Tielens, A.G.G.M. Near-arcsecond resolution observations of the hot corino of the solar-type protostar IRAS 16293-2422. *Astrophys. J.* 617, L69-72, 2004.
- Castets, A., Ceccarelli, C., Loinard, L., Caux, E., Lefloch, B. Multiple shocks around the low-luminosity protostar IRAS 16293-2422. *Astron. Astrophys.* 375, 40-53, 2000.
- Cazaux, S., Tielens, A.G.G.M., Ceccarelli, C., Castets, A., Wakelam, V., Caux, E., Parise, B., & Teyssier, D. The hot core around the low-mass protostar IRAS 16293-2422: scoundrels rule! *Astrophys. J.* 593, L51-55, 2003.
- Ceccarelli, C., et al. The far infrared line spectrum of the protostar IRAS 16293-2422. *Astron. Astrophys.* 331, 372-382, 1998.
- Ceccarelli, C., et al. Water line emission in low-mass protostars. *Astron. Astrophys.* 342, L21-24, 1999.
- Ceccarelli, C., Loinard, L., Castets, A., Tielens, A.G.G.M., & Caux, E. The hot core of the solar-type protostar IRAS 16293-2422: H₂CO emission. *Astron. Astrophys.* 357, L9-12, 2000a.
- Ceccarelli, C., Castets, A., Caux, E., Hollenbach, D., Loinard, L., Molinari, S., & Tielens, A.G.G.M. The structure of the collapsing envelope around the low-mass protostar IRAS 16293-2422. *Astron. Astrophys.* 355, 1129-1137, 2000b.
- Charnley, S.B. On the nature of interstellar organic chemistry, in *Astronomical & Biochemical Origins and the Search for Life in the Universe*, C.B. Cosmovici, S. Bowyer and D. Wertheimer (Eds.), (Editrice Compositori; Bologna), 89-96, 1997.
- Charnley, S.B., *Interstellar organic chemistry, in The Bridge Between the Big Bang and Biology*, ed. F. Giovanelli, Consiglio Nazionale delle Ricerche, Rome, 139-149, 2001.
- Charnley, S.B. Acetaldehyde in star-forming regions. *Adv. Space Res.* 33, 23-30, 2004.
- Charnley, S.B., Tielens, A.G.G.M., & Millar, T.J. On the molecular complexity of the hot cores in Orion A - grain surface chemistry as 'the last refuge of the scoundrel'. *Astrophys. J.* 399, L71-74, 1992.
- Chyba, C.F., Thomas, P.J., Brookshaw, L., & Sagan, C. Cometary delivery of organic molecules to the early Earth. *Science.* 249, 366, 1990.
- Ehrenfreund, P. & Charnley, S.B. Organic molecules in the interstellar medium, comets, and meteorites: a voyage from dark clouds to the early Earth. *Annu. Rev. Astron. Astrophys.* 38, 427-483, 2000.
- Hirano, N., Mikami, H., Umemoto, T., Yamamoto, S., & Taniguchi, Y. SiO emission in the multi-lobe outflow associated with IRAS 16293-2422

- Astrophys. J. 547, 899-906, 2001.
- Ho, P.T.P.; Moran, J.M.; Lo, K.Y. The Submillimeter Array *Astrophys. J.* 616, L1-6, 2004.
- Kuan, Y.-J., Huang, H.-C., Charnley, S.B., Hirano, H., Takakuwa, S., et al. Organic molecules in low-mass protostellar hot cores: submillimeter imaging of IRAS 16293-2422. *Astrophys. J.* 616, L27-30, 2004.
- Lis, D.C., Gerin, M., Phillips, T.G., & Motte, F. The role of outflows and C shocks in the strong deuteration of L1689N. *Astrophys. J.* 569, 322-333, 2002.
- Loinard, L., Castets, A., Ceccarelli, C., Tielens, A.G.G.M., Faure, A., Caux, E., & Duvert, G. The enormous abundance of D₂CO in IRAS 16293-2422. *Astron. Astrophys.* 359, 1169-1174, 2000.
- Looney, L.W., Mundy, L.G., & Welch, W.J. Unveiling the circumstellar envelope and disk: a subarcsecond survey of circumstellar structures. *Astrophys. J.* 529, 477-498, 2000.
- Mizuno, A., Fukui, Y., Iwata, T., Nozawa, S., & Takano, T. A remarkable multilobe molecular outflow - Rho Ophiuchi East, associated with IRAS 16293-2422. *Astrophys. J.* 356, 184-194, 1990.
- Mundy, L.G., Wootten, A., Wilking, B.A., Blake, G.A., & Sargent, A.I. IRAS 16293-2422 - A very young binary system? *Astrophys. J.* 385, 306-313, 1992.
- Nummelin, A., Bergman, P., Hjalmarsen, Å., Freberg, P., Irvine, W.M., Millar, T.J., Ohishi, M., & Saito, S. A three-position spectral line survey of Sagittarius B2 between 218 and 263 GHz. II. Data analysis. *Astrophys. J. Suppl. Ser.* 128, 213-243, 2000.
- Parise, B., et al. Detection of doubly-deuterated methanol in the solar-type protostar IRAS 16293-2422. *Astron. Astrophys.* 393, L49-53, 2002.
- Parise, B., Castets, A., Herbst, E., Caux, E., Ceccarelli, C., Mukhopadhyay, I., & Tielens, A.G.G.M. First detection of triply-deuterated methanol. *Astron. Astrophys.* 416, 159-163, 2004.
- Rodgers, S.D. & Charnley, S.B. Chemical differentiation in regions of massive star formation. *Astrophys. J.* 546, 324-329, 2001.
- Schilke, P., Groesbeck, T.D., Blake, G.A., Phillips, T.G. A line survey of Orion KL from 325 to 360 GHz. *Astrophys. J. Suppl. Ser.* 108, 301-337, 1997.
- Schöier, F.L., Jørgensen, J.K., van Dishoeck, E.F., Blake, G.A. Does IRAS 16293-2422 have a hot core? Chemical inventory and abundance changes in its protostellar environment. *Astron. Astrophys.* 390, 1001-1021, 2002.
- Stark, R., Sandell, G., et al. Probing the early stages of low-mass star formation in LDN 1689N: dust and water in IRAS 16293-2422A, B, and E. *Astrophys. J.* , 608, 341-364, 2004.
- Sutton, E.C., Jaminet, P.A., Danchi, W.C., Blake, G.A. Molecular line survey of Sagittarius B2(M) from 330 to 355 GHz and comparison with Sagittarius B2(N). *Astrophys. J. Suppl. Ser.* 77, 255-285, 1991.
- Sutton, E.C., Peng, R., Danchi, W.C., Jaminet, P.A., Sandell, G., & Russell, A.P.G. The distribution of molecules in the core of OMC-1. *Astrophys. J. Suppl. Ser.* 97, 455-496, 1995.
- van Dishoeck, E.F. & Blake, G.A. Chemical evolution of star-forming regions. *Annu. Rev. Astron. Astrophys.* 36, 317-368, 1998.
- van Dishoeck, E.F., Blake, G.A., Jansen, D.J., & Groesbeck, T.D. Molecular abundances and low-mass star formation. II. Organic and deuterated species toward IRAS 16293-2422. *Astrophys. J.* 447, 760-782, 1995.
- Walker, C.K., Carlstrom, J.E., & Bieging, J.H. The IRAS 16293-2422 cloud core - a study of a young binary system. *Astrophys. J.* 402, 655-666, 1993.
- Walker, C.K., Maloney, P.R., Serabyn, E. Vibrationally excited CS: a new probe of conditions in young protostellar systems. *Astrophys. J.* 437, L127-130, 1994.
- Walker, C.K., Lada, C.J., Young, E.T., Maloney, P.R., & Wilking, B.A. Spectroscopic evidence for infall around an extraordinary IRAS source in Ophiuchus. *Astrophys. J.* 309, L47-51, 1986.
- Walker, C.K., Lada, C.J., Young, E.T., & Margulis, M. An unusual outflow around IRAS 16293-2422. *Astrophys. J.* 332, 335-345, 1988.
- Wootten, A. The duplicity of IRAS 16293-2422: a protobinary star? *Astrophys. J.* 337, 858-864, 1989.
- Wyrowski, F., Hofner, P., Schilke, P., Walmsley,

- C.M., Wilner, D.J., & Wink, J.E. Millimeter interferometry towards the ultra-compact HII region W3(OH). *Astron. Astrophys.* 320, L17-20, 1997.
- Zhou, S. Line formation in collapsing cloud cores with rotation and applications to B335 and IRAS 16293-2422. *Astrophys. J.* 442, 685-693, 1995.

Table 1
Molecular transitions detected toward IRAS 16293-2422 hot cores.

Molecule	Transition	Rest Frequency (MHz)	E_{low} (cm^{-1})	$I_{\nu, \text{I16293A}}^{\text{a}}$ (Jy bm^{-1})	$I_{\nu, \text{I16293B}}^{\text{a}}$ (Jy bm^{-1})
SO ($v=1$)	8 ₉ -7 ₈	343829.4 ^b	1154.4	1.18±0.32	...
SO ₂ ($v_2=1$)	46 _{5,41} -46 _{4,42}	354624.2	1251.2	1.59±0.20	1.46±0.20
HCN ($v_2=1$)	4-3 $l=1e$	354460.4	729.7	1.97±0.20	...
HC ¹⁵ N ^c	4-3	344200.3	17.2	5.26±0.24	1.72±0.24
³⁴ SO ₂	19 _{8,12} -20 _{7,13}	354397.8	214.5	1.77±0.28	...
OC ³⁴ S	29-28	343983.3	160.7	2.58±0.31	2.56±0.31
H ₂ CS	10 _{2,8} -9 _{2,7}	343810.8	88.2	1.42±0.32	1.96±0.32
CH ₂ CDCN	38 _{12,26} -37 _{12,25}	354737.4 ^d	388.7	1.57±0.19	1.11±0.19
	38 _{12,27} -37 _{12,26}	354737.4 ^d	388.7		
	38 _{11,27} -37 _{11,26}	354739.2 ^d	361.7		
	38 _{11,28} -37 _{11,27}	354739.2 ^d	361.7		
(CH ₃) ₂ O	17 _{2,16} -16 _{1,15} EA	343753.3	88.4	1.85±0.26	3.79±0.26
	17 _{2,16} -16 _{1,15} AE	343753.3	88.4		
	17 _{2,16} -16 _{1,15} EE	343754.2	88.4		
	17 _{2,16} -16 _{1,15} AA	343755.1	88.4		
<i>g</i> -C ₂ H ₅ OH	20 _{3,17} -19 _{3,16}	354757.4	161.1	1.28±0.19	...
C ₂ H ₅ CN	40 _{8,32} -40 _{7,33}	343888.0	283.1	...	1.07±0.15

^a The line intensity measured in Hanning-smoothed spectrum at the peak-emission position of an integrated intensity map.

^b Taken from the Cologne Database for Molecular Spectroscopy (CDMS, <http://www.ph1.uni-koeln.de/vorhersagen/>).

^c The HC¹⁵N data are taken from Kuan et al. (2004).

^d The 354737 and 354739 MHz doublets are blended into a single “line” at ~354738 MHz.

Table 2
Molecular column densities and fractional abundances in IRAS 16293-2422 A & B.

Molecule	I16293A			I16293B			X_{HMC}	X_{I16293}
	$\int I_\nu dV^a$	N_A^b	X_A	$\int I_\nu dV^a$	N_B^b	X_B		
		(cm^{-2})			(cm^{-2})			
SO	2.69	4.2(16) ^c	2.6(-8)	1.9(-7) ^d	3.9(-9) ^e , 2.5(-7) ^f
SO ₂	4.42	2.2(17) ^c	1.4(-7)	3.00	1.5(17) ^c	9.2(-8)	1.2(-7) ^d	1.5(-9) ^e , 1.0(-7) ^f
HCN ($v_2=1$)	9.89	2.7(15) ^c	1.7(-9)	3.2(-9) ^g	1.9(-9) ^h
³⁴ SO ₂	2.50	2.3(16)	1.4(-8)
OC ³⁴ S	12.36	4.7(15)	3.0(-9)	8.32	3.2(15)	2.0(-9)
H ₂ CS	5.94	1.5(15)	9.4(-10)	5.31	1.3(15)	8.4(-10)	8.(-10) ^d	1.7(-10) ^e , 5.5(-9) ^f
CH ₂ CDCN	3.49	5.0(15)	3.1(-9)	1.83	9.6(14)	6.0(-10)
(CH ₃) ₂ O	8.49	6.6(15)	4.1(-9)	10.32	8.0(15)	5.0(-9)	8.(-9) ^d	2.4(-7) ⁱ
C ₂ H ₅ OH	3.61	1.5(16)	9.5(-9)	7.(-10) ^d	...
C ₂ H ₅ CN	2.03	4.3(16)	2.7(-8)	3.(-9) ^d	1.2(-8) ⁱ

^a In $\text{Jy bm}^{-1} \text{ km s}^{-1}$.

^b $T_{\text{ex}} = 100 \text{ K}$ was assumed for all lines except where noted; $a(b) = a \times 10^b$.

^c For transitions with energy levels above 500 cm^{-1} , $T_{\text{ex}} = 300 \text{ K}$ is adopted.

^d Orion KL hot core; from Sutton et al. (1995).

^e Single-dish observations with a $\sim 20''$ beam; from Blake et al. (1994).

^f I16293 hot core; from models of Schöier et al. (2002).

^g Sgr B2(M) hot core; from Sutton et al. (1991).

^h Single-dish observations with a $\sim 20''$ beam; from van Dishoeck et al. (1995).

ⁱ Single-dish observations with $\sim 10'' - 30''$ beam; from Cazaux et al. (2003).

Table 3
 Column densities and fractional abundances of other organic molecules in IRAS 16293-2422 A & B^a.

Molecule	N_A (cm^{-2})	X_A	N_B (cm^{-2})	X_B
HCN (GND)	3.1(14)	2.0(-10)	1.7(14)	1.0(-10)
HC ¹⁵ N	1.2(14)	7.4(-11)	1.9(13)	1.2(-11)
<i>c</i> -C ₃ H ₂	7.2(15)	4.5(-9)
CH ₂ CO	1.9(15)	1.2(-9)
HC ₃ N	6.7(14)	4.2(-10)	1.3(14)	8.4(-11)
CH ₃ OH	1.1(18)	6.8(-7)	5.0(17)	3.1(-7)
¹³ CH ₃ OH	8.1(16)	5.0(-8)
CH ₂ CHCN	1.5(16)	9.4(-9)	4.1(15)	2.6(-9)
HCOOCH ₃	6.8(15)	4.3(-9)	4.2(15)	2.6(-9)

^a Values are taken from (Kuan et al., 2004); $a(b) = a \times 10^b$.

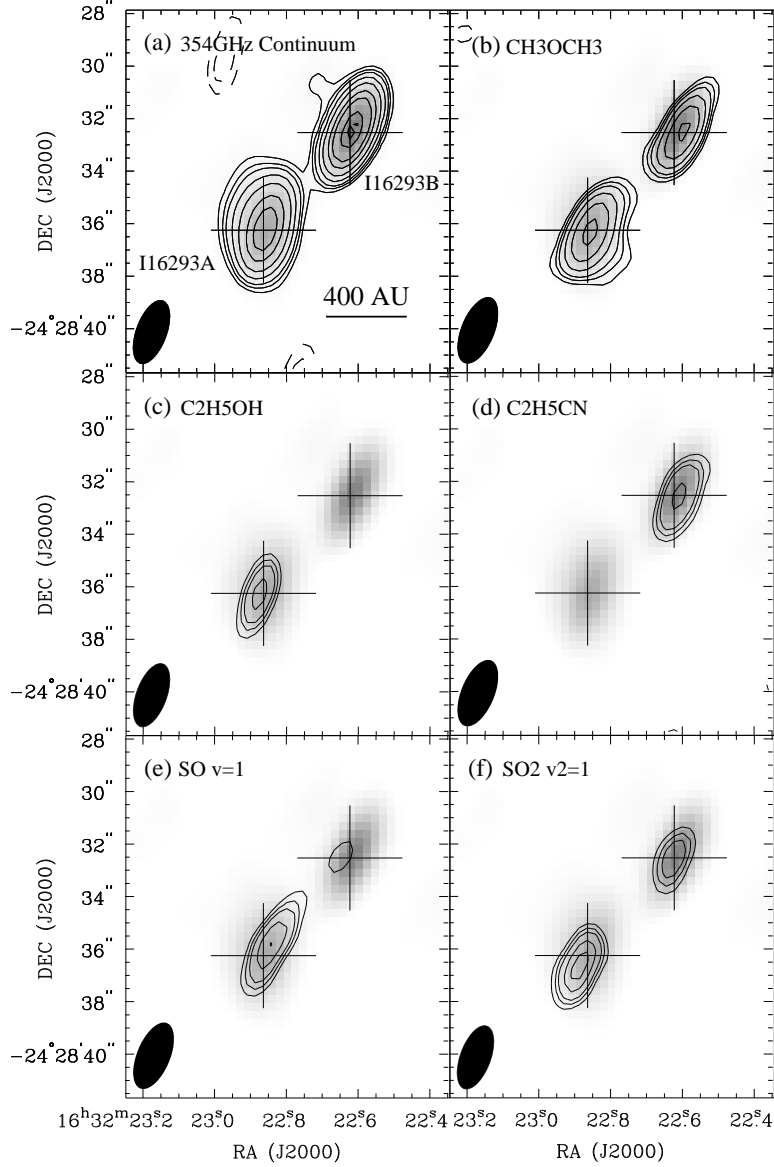


Fig. 1. Spectral images of large organic molecules and two sulfur-containing molecules toward IRAS 16293-2422. (a) Continuum at 354 GHz; (b) spectral emission of $(\text{CH}_3)_2\text{O}$; (c) $\text{C}_2\text{H}_5\text{OH}$ emission; (d) $\text{C}_2\text{H}_5\text{CN}$; vibrationally excited (e) $\text{SO } v = 1$ and (f) $\text{SO}_2 v_2 = 1$ emission. Plus signs mark the positions of I16293A and I16293B hot cores. The angular size for a linear scale of 400 AU is shown in (a). The grey scale denotes the 354 GHz continuum. The dark ellipse represents the HPBW of the synthesized beam. Contours are shown at 3, 4, 5, 7 σ levels in general, then at irregular intervals up to the peak values; dashed lines indicate contours at negative 3 and 4 σ levels.

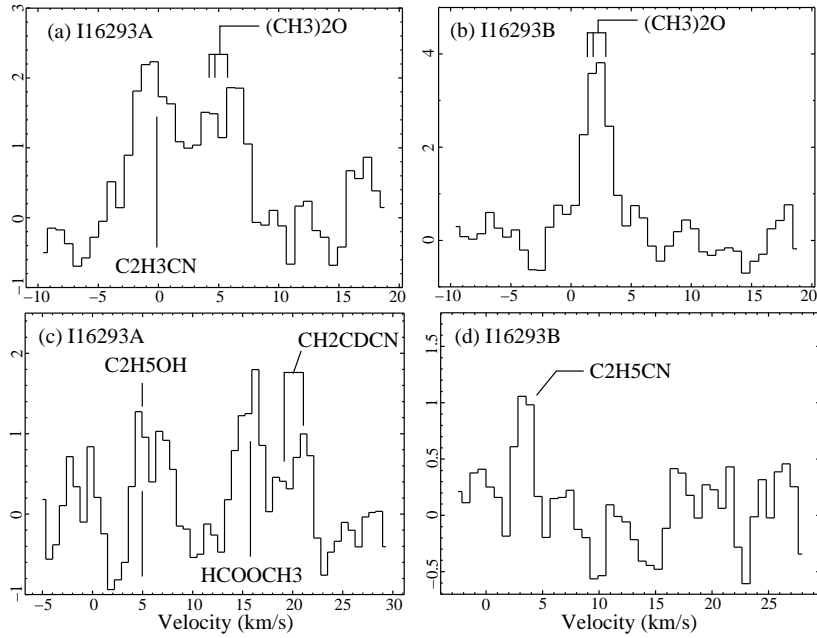


Fig. 2. Sample spectra of large organic molecules toward IRAS 16293-2422. The left column shows spectra taken at I16293A; the right column, at I16293B. The $(\text{CH}_3)_2\text{O}$ emission is shown in (a) and (b); the $\text{C}_2\text{H}_5\text{OH}$ line in (c); and $\text{C}_2\text{H}_5\text{CN}$ in (d). The weaker spectral appearance of the $\text{C}_2\text{H}_3\text{CN}$ emission (reported in (Kuan et al., 2004)) in panel (a) and the HCOOCH_3 (also reported in (Kuan et al., 2004)) and CH_2CDCN lines in panel (c) is because spectra (a) and (c) are taken, respectively, at the peak-emission positions of $(\text{CH}_3)_2\text{O}$ and $\text{C}_2\text{H}_5\text{OH}$ integrated-intensity maps. The combined effect of the intrinsic $\text{C}_2\text{H}_3\text{CN}$ emission weakness and the near half-beamwidth offset of $\text{C}_2\text{H}_3\text{CN}$ peak position ($\sim 1''$ southeast) from the $(\text{CH}_3)_2\text{O}$ peak toward I16293B results in the apparent disappearance of $\text{C}_2\text{H}_3\text{CN}$ emission in panel (b) of the $(\text{CH}_3)_2\text{O}$ spectrum. All spectra were Hanning smoothed for better S/N ratios.

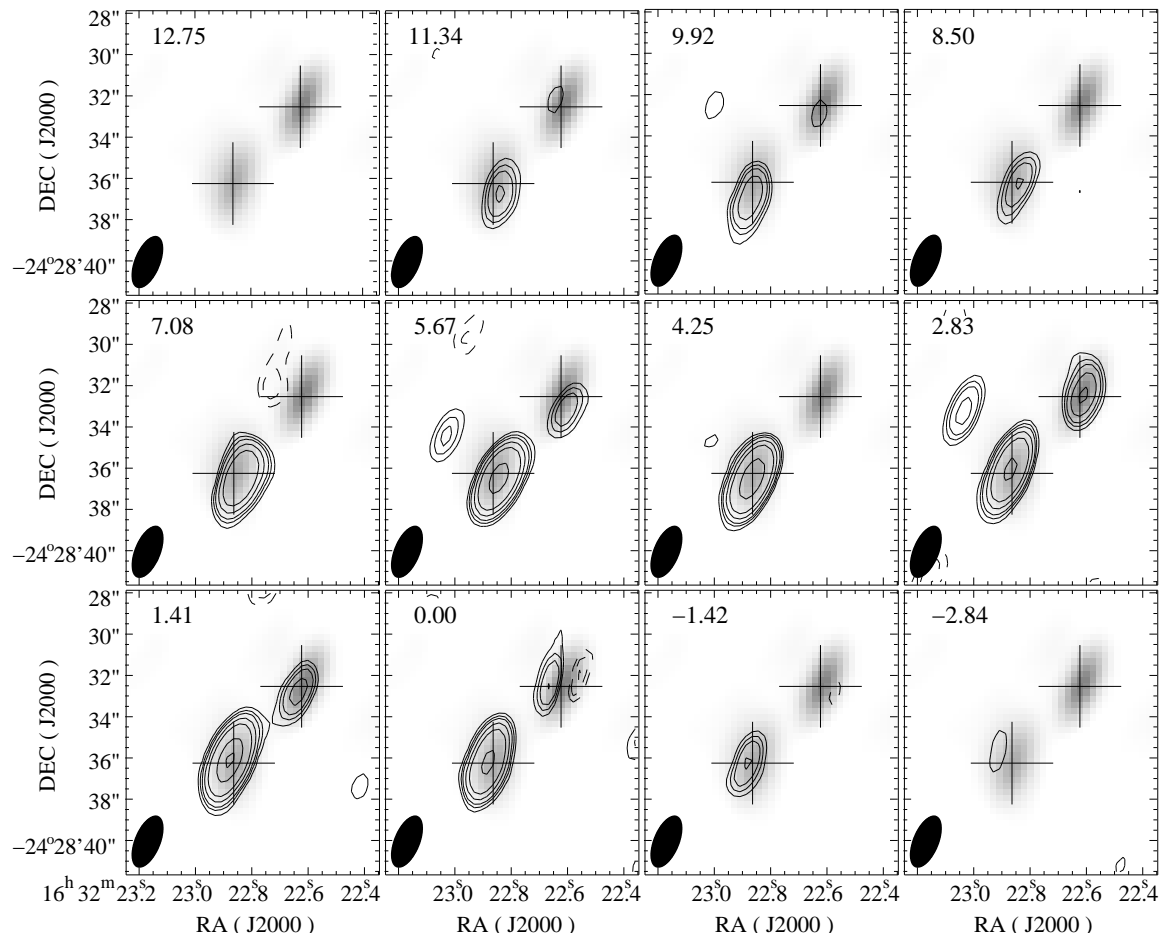


Fig. 3. Velocity channel maps of HC^{15}N 4-3 emission toward I16293A. The same figure labels and symbol conventions used in Fig. 1 are adopted here. The number at the upper-left corner of each panel is the LSR velocity of that particular channel.

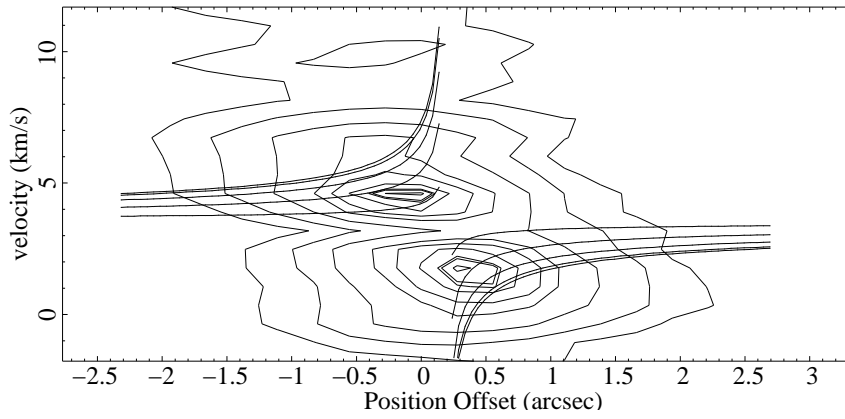


Fig. 4. HC¹⁵N position-velocity diagram at I16293A. The velocity cut is taken at the I16293A position (offset position = +0.2'') at a position angle PA = 10°. Contours denote the HC¹⁵N emission at 3- σ level and above. The thick solid curves represent the velocity fields derived from a rotating keplerian disk model at various inclinations: $i = 10^\circ$ (the innermost one), 30°, 50°, 70° and 90° (the outermost one). A central mass of 0.49 M_\odot and a systemic velocity of 3.7 km s⁻¹ are used for the modeling.