

THE DARK HALO OF NGC 5963 AS A CONSTRAINT ON DARK MATTER  
SELF-INTERACTION AT THE LOW VELOCITY REGIME

F.J. SÁNCHEZ-SALCEDO

Instituto de Astronomía, UNAM, Ciudad Universitaria, Apto. 70 264, C.P. 04510, Mexico City, Mexico

jsanchez@astrocu.unam.mx

*Draft version September 30, 2018*

ABSTRACT

Self-interacting dark matter has been proposed as a hypothesis to explain the shallow central slopes of the density profiles of dark matter halos in galaxies. In order to be consistent with observational studies at scales of galaxy clusters, the cross section should scale inversely with the velocity of collision. In this paper we consider the mass density profile of the halo of the low surface brightness (LSB) galaxy NGC 5963 to place an upper limit on the dark matter cross section for collisions with velocities  $\sim 150 \text{ km s}^{-1}$ , i.e. at the low velocity regime. After calibrating against cosmological simulations, we found that the large inferred dark matter concentration and central dark matter density in NGC 5963 are inconsistent with an effective collisional cross section per unit of mass  $> 0.2 \text{ cm}^2 \text{ g}^{-1}$ . Corrections were applied in order to account for reduction of the core by the adiabatic contraction caused by cooling baryons. Our limits that involve a number of simplifying, but always conservative, assumptions, exclude the last permitted interval for velocity-dependent cross sections to explain the flat density core in LSB galaxies. Implications for the nature of dark matter are also discussed.

*Subject headings:* dark matter — galaxies: halos — galaxies: kinematics and dynamics — galaxies: spiral

1. INTRODUCTION

Numerical studies of structure formation with the collisionless cold dark matter (CDM) scenario predict dark halos with steep central cusps (e.g., Navarro, Frenk & White 1996, 1997, hereafter NFW), whereas most of the rotation curves of dwarf galaxies and low surface brightness (LSB) galaxies suggest that their halos have constant density cores (e.g., Marchesini et al. 2002; de Blok & Bosma 2002, and references therein). Self-interacting dark matter (SIDM) with cross sections per unit of mass in the range  $0.5\text{--}6 \text{ cm}^2 \text{ g}^{-1}$  was proposed as a possible route to reduce the density cusp, as thermal conduction replaces the central cusp by a soft core (Spergel & Steinhardt 2000). A tight constraint on the cross section just under  $0.1 \text{ cm}^2 \text{ g}^{-1}$  has been derived by considering the formation of giant cluster arcs (Meneghetti et al. 2001) and the size of the cores of galaxy clusters (e.g., Arabadjis, Bautz & Garmire 2002; Lewis, Buote & Stocke 2003; Arabadjis & Bautz 2004). Since this cross section is too small to produce galactic cores, it has been pointed out that a velocity dependent cross section might reduce the effects of self-interaction on cluster scales (e.g., Firmani et al. 2000). For a cross section per unit of mass, which varies as some power of the relative velocity between colliding particles  $\sigma_{\text{dm}} = \sigma_*(v_0/v_{\text{rel}})^a$ , where  $v_0 = (100 \text{ km s}^{-1})$ , there exists a certain range of values of  $\sigma_*$  and  $a$  for which the halos of dwarf galaxies should present a core, while halos of galaxy clusters would not change their core sizes, ellipticities and arcs significantly.

Constraints on the parameters  $\sigma_*$  and  $a$  were obtained by requiring that dwarf galaxies observed today have yet to undergo core collapse and that dark halos must survive the heating from hot cluster halos (Gnedin & Ostriker 2001; Hennawi & Ostriker 2002). All these requirements are satisfied for a very narrow range of parameters  $\sigma_* = 0.5\text{--}$

$1 \text{ cm}^2 \text{ g}^{-1}$  and  $a = 0.5\text{--}1$ . For cross sections within this suitable range, flat cores with densities of  $\sim 0.02 \text{ M}_\odot \text{ pc}^{-3}$  are formed in the central regions of galactic halos as it was confirmed numerically by Colín et al. (2002) in cosmological simulations of SIDM.

Low surface brightness galaxies are ideal to put upper limits on the strength of dark matter (DM) self-interaction at the low-velocity regime (i.e. relative velocities of  $\sim 150 \text{ km s}^{-1}$ ). In contrast to relatively recently formed objects, like clusters of galaxies, that present unrelaxed mass distributions, LSB galaxies with high central densities may have the highest formation redshifts and, therefore, they have had almost a Hubble time to soften their cusps. In the present study we concentrate on the implications of the halo of the LSB galaxy NGC 5963 for dark matter self-interaction. The high central density and the small core radius of the halo of NGC 5963 suggest that either the DM cross section, at the low velocity regime, is rather small  $\lesssim 0.1 \text{ cm}^2 \text{ g}^{-1}$  or the dark halo is undergoing an undesirable, dramatic core collapse. Therefore, it seems very unlikely that collisional scattering between DM particles is the main agent for the formation of cores.

We will start in §2 with a description of the basic physics behind the scenario of SIDM and some predictions, which will be used in the remainder of the paper. In §3 we briefly describe the properties of NGC 5963 and present mass models over a range of mass-to-light ratios of the stellar disk. We then compare with predictions of cosmological SIDM simulations to constrain the self-interaction cross section of DM particles (§4). Some implications of the results are discussed in §5.

2. SELF-INTERACTING DARK MATTER AND THE SIZE OF THE CORES

The mass-density profiles of numerically simulated collisionless CDM halos are commonly parameterized with the

analytical Navarro, Frenk & White profile:

$$\rho(r) = \frac{\rho_i}{(r/r_s)(1+r/r_s)^2}, \quad (1)$$

where  $r_s$  is the characteristic radius of the halo and  $\rho_i$  is related to the density of the Universe at the time of collapse. Within the core region, the dark matter density increases as a power law  $\rho \sim r^{-1}$  and the velocity dispersion decreases toward the center at the radius  $r_s$ . The parameters  $(\rho_i, r_s)$  are usually expressed in a slightly different form by the concentration parameter  $c = r_{200}/r_s$  and the rotation velocity  $V_{200}$  at radius  $r_{200}$ . The latter is the radius inside which the average overdensity is 200 times the critical density of the Universe.

If dark matter particles experience self-interaction, the scattering thermalizes the inner regions of dark halos, producing a constant-density core (e.g., Burkert 2000). It is expected that the core radius will be comparable to the inversion radius, i.e. the radius at which the velocity dispersion peaks. After reaching the maximum core size, the core can begin to recollapse due to the gravothermal catastrophe. In order to have a core, the relaxation time should be less than  $\sim 1/10$  of Hubble time, so that it should have sufficient time to form a core by thermalization, while the lifetime of its core should exceed 10 Hubble times, so the core should be far from collapse.

In the monolithic scenario in which the halos evolve at isolation, the core radius increases in time as the result of self-interaction between halo particles. Starting with a profile with inversion radius  $r_i$ , the core radius of the pseudoisothermal profile,  $r_c$ , achieves a radius  $\approx 0.4r_i$  in one core-radius relaxation timescale  $t_{rc} = (3\rho\sigma_{\text{dm}}\tilde{v})^{-1}$ , with  $\rho$  the density and  $\tilde{v}$  the velocity dispersion, both evaluated at  $0.6r_i$  (e.g., Kochanek & White 2000)<sup>1</sup>. The maximum radius that the core reaches before recollapse may be even larger. In fact, for the particular case of a Hernquist (1990) model with break radius  $r_H$ , Kochanek & White (2000) found that  $r_c$  reaches a maximum value of  $0.23r_H$ . Since the velocity dispersion for a Hernquist profile peaks at  $0.33r_H$ , the core radius  $r_c$  at the maximum expansion is approximately  $0.7r_i$ .

The assumptions behind the monolithic scenario that the initial configuration follows a NFW profile and that halos evolve at isolation appear to be inconsistent with the SIDM hypothesis in a cosmological context. Cosmological simulations of the formation of SIDM halos, either with a constant cross section or dependent on velocity, have been carried out by Yoshida et al. (2000), Davé et al. (2001), Colín et al. (2002) and D’Onghia, Firmani & Chincarini (2003). The inclusion of dynamically hot material that continuously is accreted onto the halo (in a cosmological context) can prevent efficient heat transfer from the core to the halo. Moreover, it turned out that since collisions already modify halo profiles in the dynamical process of halo growth, there is a smooth trend of increasing core radius with the effective value of  $\sigma_{\text{dm}}$ . A core with a radius  $\sim 0.4r_s$  is formed if the mean number of collisions per particle and per Hubble time in the center halo is about 4–6. We will use this result in §4.

The existence of galaxies with large DM concentrations and central DM densities implies upper limits on the num-

ber of collisions per particle and hence on  $\sigma_*$ . In the following we consider the implications of the concentrated halo in the galaxy NGC 5963.

### 3. THE GALAXY NGC 5963 AND ITS DARK HALO

#### 3.1. NGC 5963 and its Rotation Curve

NGC 5963 is a relatively isolated LSB galaxy associated with the NGC 5866 group, with a suitable inclination angle of  $45 \pm 4$  deg. Its adopted distance is  $\sim 13$  Mpc, based on the recession velocity derived by Bosma, van der Hulst & Athanassoula (1988) and a Hubble constant of  $70 \text{ km s}^{-1} \text{ Mpc}^{-1}$ . The uncertainty in the distance is probably of order 3 Mpc. The distributions of light and mass were first reported by Romanishin et al. (1982), who found a luminosity profile that exhibits a lens component, i.e. a component with a plateau and a steep outer edge, and a small bulge (see also Simon et al. 2004). The extent of the lens is about 1.4 kpc. The H I rotation curve was constructed by Bosma et al. (1988). These authors emphasized that the dark halo of this galaxy is more concentrated than in normal Sc’s with similar rotation curves. In this sense, NGC 5963 obeys the rule pointed out by Sancisi (2003) that an excess of light corresponds an excess of rotation and viceversa. Beyond a radius of 7 kpc the rotation curve becomes fairly flat with a circular velocity  $v_c \sim 131 \text{ km s}^{-1}$  (see Fig. 1). If the dark halo can be approximated by the pseudoisothermal sphere, the one-dimensional velocity dispersion for halo particles for NGC 5963 would be of  $\tilde{v} \approx v_c/\sqrt{2} = 90 \text{ km s}^{-1}$  and, therefore, the halo particles undergo collisions in the low-velocity regime.

In order to study the cuspsiness of the mass density profile in the galaxy centers it is required a rotation curve with a high spatial and velocity resolution and a large extension. This can be achieved by combining CO, H $\alpha$  data, and radio H I data. NGC 5963 is one of the targets of the sample of galaxies with high-resolution two-dimensional H $\alpha$  and CO velocity fields, which are free of beam-smearing, in Simon et al. (2004). Two-dimensional velocity fields are useful in order to avoid systematic uncertainties and to determine the existence of radial motions. Multiple wavelengths studies of the velocity fields may also help to elucidate the origin of systematic errors that can make density profiles appear artificially shallow. The observations in CO and H $\alpha$  provide the rotation curve within a galactocentric radius of 4 kpc, whereas the H I rotation curve allows us to trace the potential out to 10 kpc. This galaxy lacks of measurable non-circular motions, i.e. radial velocities  $< 5 \text{ km s}^{-1}$ , except perhaps in the rings between  $12''$  to  $30''$ , those being not large enough to affect the derivation of the DM density profile. Simon et al. (2004) compared the H $\alpha$  and CO velocities at every point and found an excellent agreement between them, with a mean offset of less than  $1 \text{ km s}^{-1}$ , and a scatter of  $7.8 \text{ km s}^{-1}$ . Though the uncertainties in the rotation curve can be reduced by combining both velocity data, we prefer to use the CO rotation curve and its associated errorbars rather than the formal errorbars of the H $\alpha$  rotation curves, which simply indicate that the Gaussian fit to the profile was well-determined. In particular, the CO rotation curve is less sensitive to asymmetric drift corrections

<sup>1</sup> Kochanek & White (2000) estimated the core radius by the point at which the density drops to 1/4 the central density. To estimate  $r_c$ , we have used that  $r_c$  is related to  $r_{1/4}$  by the relation  $r_c = r_{1/4}/1.7$ .

and other magnetic terms, due to the smaller small-scale motions of the molecular clouds compared to the ionized gas (Sánchez-Salcedo & Reyes-Ruiz 2004). In addition, other uncertainties in mass models, as the mass-to-light ratio of the different components, impose a minimum error in any fit. Figure 1 shows the CO rotation curve in the inner galaxy and the HI rotation curve in the outer parts, with error bars indicating the uncertainties in the observations.

The present galaxy is an ideal laboratory with which to test the effects of collisions between DM halo particles in the low velocity regime, not only for the properties of the galaxy but also for the quality of the data.

### 3.2. Mass Models and Adiabatic Contraction

We have constructed different mass models for this galaxy. First we calculate the rotation curve due to the neutral (HI+He) gas mass from the radial distribution of the HI surface density from Bosma et al. (1988). The surface brightness profiles in the optical and near-*IR* bands given by Simon et al. (2004) were used to derive the disk mass distribution by adopting a constant mass-to-light ratio for the disk. The resulting mass distribution was converted into a disk rotation curve. The difference between the sum of the squares of the observed velocity and the stellar plus gaseous rotation velocities was converted into a halo mass distribution after assuming a certain form for the halo. Along this paper, all the fits to the CO rotation curve were performed by a  $\chi^2$ -minimization. To make the best use of both the CO and HI data, we have used a hybrid rotation curve. It consists of the CO data over the range of radii where available and 21 cm data to define the outermost points. This was accomplished by minimizing  $\chi^2$  between 0 and 4 kpc but requiring that between 5 and 10 kpc, the goodness of the fit must be better than  $1\sigma$  level, while rejected otherwise. In this way, the fits are statistically consistent with the HI rotation curve at large radii.

Different mass decompositions were fitted for the stellar mass-to-light ratio in the *R*-band varying from 0 (minimum disk) up to  $1.2 M_{\odot}/L_{\odot}^R$  (maximum disk). We will denote by  $\Upsilon_*$  the stellar mass-to-light ratio in the *R*-band in solar units. It is noteworthy that  $\Upsilon_* = 1.2$  is the maximum value allowed by the smooth rotation curve but avoiding a hollow halo in the inner two points. However, it is sub-maximal in the sense that the maximum contribution of the stellar disk to the rotation curve is less than 0.8 times the observed maximum rotation. In practice, the stellar curve is scaled until the inner points match those of the smooth curve. Depending on how many points are used, the maximum disk mass-to-light ratios may vary as much as  $\sim 15\%$ . In the case of NGC 5963 and using the inner five points, Simon et al. (2004) obtained a dynamical value for the maximum mass-to-light ratio larger than the value quoted above, but it appeared unrealistic and inconsistent with the predictions from the galaxy colours by the Bell et al. (2003) population synthesis models. The dynamical maximum disk  $\Upsilon_*$  inferred by using two points is fully consistent with these predictions.

Fig. 2 shows the best-fitting mass models for different values of  $\Upsilon_*$  with both the NFW halo and the cored pseu-

doisothermal halo:

$$\rho'(r) = \frac{\rho'_0 r_c'^2}{r^2 + r_c'^2}. \quad (2)$$

Primed quantities are used where appropriate to denote the (observed) final states after adiabatic compression of the dark halo by the infall of the baryons as they cool and settle into a disk. The parameters of each model, the reduced  $\chi^2$  of the fit and the probability  $p$  that the data and the model could result from the same parent distribution are given in Table 1. It is important to remark that the observation that pseudoisothermal fits produce low reduced  $\chi^2$  values does not demonstrate the presence of a constant-density core. Simon et al. (2004) have shown that a power-law density profile  $\rho \propto r^{-1.2}$  fits also very well the rotation curve of NGC 5963.

In order to compare with simulations which do not include the baryonic physics, we need an estimate of the DM profile before the adiabatic compression by the baryon condensation, i.e. the unprimed parameters of the halo. A cored profile is expected after adiabatic decompression. Since the core baryons cause the dark profile to steepen, we have fitted the observed rotation curve, for a given  $\Upsilon_* \geq 0.2$ , with a cuspy profile (for convenience we have chosen the NFW profile) and recovered the halo parameters ( $\rho_0, r_c$ ) of the approximately pseudoisothermal sphere before compression, following the standard model (e.g., Blumenthal et al. 1986; Flores et al. 1993). For  $\Upsilon_* < 0.2$ , the effect of compression by the baryons is so small that a cored profile is assumed before and after contraction. The recipe of Blumenthal et al. (1986) assumes that the matter distribution is spherically symmetric and that particles move on circular orbits. Jesseit et al. (2002) verified that if the disk formation is smooth, the contracted halos have density profiles that are in excellent agreement with the standard predictions. If the disk formation involves clumpy, cold streams or if the bulk of the central stars formed when the halo mass was still being assembled, the level of halo contraction may be smaller. Gnedin et al. (2004) suggested an improvement of the standard model of the response of the halo to condensation of baryons by a simple modification of the assumed invariant (see Gnedin et al. 2004 for details). They show that the standard model systematically overpredicts the contraction. Moreover, there exist other empirical evidence which suggests that adiabatic contraction is avoided (e.g., Loeb & Peebles 2003; Dutton et al. 2005). Therefore, *our procedure provides an upper limit on the effect of adiabatic contraction.*

For illustration, Fig. 3 shows the contribution to the rotation curve of the dark halo after correcting by adiabatic contraction, in the most extreme case of maximum disk  $\Upsilon_* = 1.2$ . The fit to it adopting the pseudoisothermal profile is also shown. Note that if we demand that the density of the halo must decrease monotonically with increasing radius, values  $\Upsilon_* > 1.2$  would not be permitted in the *standard* adiabatic decompression approach.

In Table 1, best-fitting halo parameters are reported as a function of  $\Upsilon_*$ . Even adopting the maximum disk solution, the halo of NGC 5963, at present time, is extraordinary concentrated, with a central dark matter density greater than  $0.35 M_{\odot} \text{ pc}^{-3}$  and a core radius  $< 1$  kpc. A thorough discussion aimed to identify what about NGC 5963 makes

it unique was given by Simon et al. (2004) and need not be repeated here. In the next sections, we will discuss the implications of the halo of NGC 5963 for the self-interaction of DM particles.

#### 4. CONSTRAINTS ON THE CROSS-SECTION OF DM PARTICLES AT THE LOW VELOCITY REGIME

In principle we do not really know whether the core of the galaxy under consideration is still in the expansion phase or undergoing gravothermal core collapse aided by the gravitational contraction due to the baryons. In fact, the core contraction of the halo by the collapsing baryons may trigger a fast core collapse (e.g., Kochanek & White 2000, and §4.3). This effect may be important for  $\Upsilon_*$  ratios close to the maximum disk value. Using cosmological simulations of SIDM as a calibrator, we first put limits on the cross section of DM particles assuming that the core of NGC 5963 is in the expanding phase due to heat transfers inwards (§4.1). For large values of  $\Upsilon_*$ , however, core collapse triggered by baryon condensation may have dramatic consequences for the longevity of the core. We have to demand that the halos are in no danger of collapsing. This requirement implies another bound on the cross section, which is discussed in §4.3.

The galaxy halo profiles and the tight cross section limits coming from clusters of galaxies can be reconciled only if the cross section were inversely proportional to the halo velocity dispersion. Nevertheless, except for subhalos undergoing the action of the hot halo environment, most of the relevant results found in simulations with a cross section independent of halo velocity dispersion are valid if the value of the cross section is interpreted as that appropriate to the velocity dispersion of the halo being considered. Therefore, since we are primarily interested in a single object, we can gain additional physical insight by making also use of simulations with a velocity-independent cross section.

##### 4.1. Halos in Midsized Galaxies under SIDM: Calibrating Collisional Effects

In cosmological simulations of structure formation in SIDM scenario with effective cross sections  $0.5\text{--}1\text{ cm}^2\text{ g}^{-1}$ , midsized halos (masses  $\sim 10^{10\text{--}11} M_\odot$ ) present cores with radii in the range  $r_c \approx 2.5\text{--}5$  kpc and central densities  $\rho_0 \approx 0.01\text{--}0.06 M_\odot\text{ pc}^{-3}$  (Yoshida et al. 2000; Davé et al. 2001; Colin et al. 2002; D’Onghia et al. 2003). For instance, D’Onghia et al. (2003) derive  $r_c = 5\text{--}6$  kpc and  $\rho_0 \sim 0.02 M_\odot\text{ pc}^{-3}$  for a halo with maximum circular velocity of  $120\text{ km s}^{-1}$ . Therefore, effective cross sections in the range  $0.5\text{--}1\text{ cm}^2\text{ g}^{-1}$  are suitable to reproduce soft cores in late-type galaxies<sup>2</sup>.

All the simulations with  $\sigma_{\text{dm}} = \sigma_*(v_0/\tilde{v})$  also shown that for  $\sigma_* = 0.5\text{--}1\text{ cm}^2\text{ g}^{-1}$ , the number of collisions per particle per Hubble time at the center of the halos, was between 4–6, roughly independent of the halo mass. In fact, while a few collisions (between 2 and 3) at the halo center are enough to produce a constant density core (Yoshida et al. 2000), 4–6 collisions are sufficient to produce a core with  $r_c \sim 0.4r_{s0}$ , with  $r_{s0}$  the scale radius of the NFW

halo when it is resimulated in the standard, collisionless case ( $\sigma_{\text{dm}} = 0$ ). The reason is that each scattering produces a change  $\Delta v \sim v$ , and particles escape the core in a single scattering.

Rescaling the number of collisions per particle at the center of the cluster labelled S1Wa in Yoshida et al. (2000), we find

$$N_{\text{col}} \approx 3 \left( \frac{\rho_0}{0.02 M_\odot\text{pc}^{-3}} \right) \left( \frac{\tilde{v}}{100\text{ km s}^{-1}} \right) \left( \frac{\sigma_{\text{dm}}}{1\text{ cm}^2\text{g}^{-1}} \right). \quad (3)$$

We stress here that  $\rho_0$  is the final unprimed central density of the core, after thermalization. Let us estimate  $N_{\text{col}}$  in the halo center of NGC 5963 for mass models with  $\Upsilon_* < 0.7$ . For a DM cross section  $\sigma_{\text{dm}}\tilde{v}_{100}$  between  $0.5$  and  $1.0\text{ cm}^2\text{ g}^{-1}$ , where  $\tilde{v}_{100} = (\tilde{v}/100\text{ km s}^{-1})$ , and a central density  $\rho_0 \approx 0.4 M_\odot\text{ pc}^{-3}$ , the mean number of collisions is  $N_{\text{col}} \approx 20\text{--}45$ . Hence, we expect NGC 5963 having a core radius greater than  $0.4r_{s0}$ . In fact, from the scaling laws of Yoshida et al. (2000), we see that the core radius reaches a size  $\sim 1.5r_{s0}$  when the collision rate per particle at halo center is  $\sim 30$  per Hubble time. In order to quantify the expected size of the core of this galaxy under SIDM, we need its characteristic radius  $r_{s0}$ .

An estimate of  $r_{s0}$  can be inferred for NGC 5963 by fitting the rotation curve beyond 5 kpc with a NFW profile. The observed inner rotation curve cannot be included as it is altered as a consequence of DM self-interactions and the adiabatic contraction that causes the DM profile to steepen. Since there are many combinations of the parameters ( $c, V_{200}$ ) that can fit the rotation curve, we need to choose either  $c$  or  $V_{200}$ . Expected values of the concentration in  $\Lambda\text{CDM}$  cosmology have a  $2\sigma$  range from 5 to 22 (Eke et al. 2001; Jing & Suto 2002). We will take a value  $c = 20$ , which lies among the largest values in the  $2\sigma$  uncertainty. The exact value of  $r_{s0}$  also depends slightly on  $\Upsilon_*$ . For the intermediate case  $\Upsilon_* = 0.6$  (and  $c = 20$ ), we find that the characteristic radius is  $r_{s0} \approx 6$  kpc. For the average value predicted by simulations,  $c = 13$ , we found  $r_{s0} = 11.7$  kpc. Hence, as a conservative calibration, we will assume that for  $N_{\text{col}} \gtrsim 6$ , a core radius  $r_c \approx 0.4r_{s0} \geq 2.5$  kpc should have been formed.

In Table 1 we see that for models with  $\Upsilon_* < 0.7$ , the inferred core radius before contraction in NGC 5963 is smaller than 1.2 kpc; the question that arises is how many collisions suffice to develop a core with  $r_c \lesssim 1$  kpc. To answer this question we have examined the SIDM simulations of the evolution of a Hernquist halo with total mass  $M_T$  and break radius  $r_H$  in Kochanek & White (2000). These authors carried out simulations surveying the dimensionless cross section  $\hat{\sigma}_{\text{dm}} = M_T\sigma_{\text{dm}}/r_H^2$ . According to their Fig. 2c, the core density in the phase of core expansion, and for halos with different  $\hat{\sigma}_{\text{dm}}$ , goes as  $\propto \hat{\sigma}_{\text{dm}}^{-\eta}$ , with  $\eta < 1/2$ . Moreover, at the time that the core of the simulation with dimensionless cross section  $\hat{\sigma}_{\text{dm}} = 3$  reaches its maximum radius, the run  $\hat{\sigma}_{\text{dm}} = 0.3$  has already developed a core of half this radius, with a mean collision count at halo center  $\sim 5$  times smaller. Applying this scaling to NGC 5963 it holds that a mean of  $6/5$  collisions per particle at the center, will suffice to produce a core of  $2.5/2$  kpc. Although

<sup>2</sup> In order to compare simulations, we notice that if the cross section is assumed to be inversely proportional to the collision velocity,  $\sigma_{\text{dm}} = \sigma_*(v_0/v_{\text{rel}})$ , the effective cross section for a halo with (one-dimensional) velocity dispersion  $\tilde{v}$  is  $\sigma_*/(\sqrt{\pi}\tilde{v}_{100})$ , where  $\tilde{v}_{100} = (\tilde{v}/100\text{ km s}^{-1})$ . To show this relation one has to remind that, for a Maxwellian velocity distribution,  $\langle 1/v_{\text{rel}} \rangle = 1/(\sqrt{\pi}\tilde{v})$ .

these estimates are based on simulations of the relaxation of an isolated galaxy having initially a cuspy Hernquist profile, it was also found in cosmological simulations that a few collisions (exceeding 2) suffice to develop a kpc-size core (e.g., Yoshida et al. 2000). To keep matter simple we will adopt the *generous condition* that only if  $N_{\text{col}} \leq 2$  then  $r_c \lesssim 1$  kpc.

Putting together, we take the following, rather conservative, relationships as a calibrator of the collisional effects:

$$\text{if } N_{\text{col}} = 6 \Leftrightarrow r_c = 2.5 \text{ kpc}, \quad (4)$$

$$\text{if } N_{\text{col}} = 2 \Leftrightarrow r_c \leq 1.0 \text{ kpc}. \quad (5)$$

Suppose that  $\sigma_{\text{dm}} \propto \tilde{v}^{-1}$ . The generalization for a power-law  $\sigma_{\text{dm}} \propto \tilde{v}^{-a}$  is obvious and it will be ignored in the interest of simplicity. To place an upper limit on  $\sigma_{\text{dm}} \tilde{v}_{100}$ , we proceed as follows. We first derive the best-value fitting parameters  $(r_c, \rho_0)$  for a given  $\Upsilon_*$ . If  $1 \text{ kpc} < r_c < 3 \text{ kpc}$ , we estimate  $N_{\text{col}}$  by interpolating Eqs. (4)-(5) linearly. Once  $N_{\text{col}}$  is known, Equation (3) immediately provides us with an upper limit on  $\sigma_0 \equiv \sigma_{\text{dm}} \tilde{v}_{100}$ . If  $r_c$  is smaller than 1 kpc, we will assume that  $N_{\text{col}} \leq 2$ , which gives:

$$\sigma_0 \leq 0.7 \text{ cm}^2 \text{ g}^{-1} \left( \frac{\rho_0}{0.02 \text{ M}_{\odot} \text{ pc}^{-3}} \right)^{-1}. \quad (6)$$

For instance, if we have a situation in which  $r_c < 1$  kpc and  $\rho_0 = 0.4 \text{ M}_{\odot} \text{ pc}^{-3}$ , we would obtain  $\sigma_0 \leq 0.035 \text{ cm}^2 \text{ g}^{-1}$ .

#### 4.2. Results

Figure 4 shows the resulting upper limits on  $\sigma_0$  versus  $\Upsilon_*$ , following the procedure described in the previous subsection. Confidence levels were calculated as a measure of the sensitivity of the results to the goodness of the fit to the rotation curve. Other sources of uncertainties in the parameters of the model, as the distance to the galaxy, its inclination, or the adopted characteristic radius  $r_{s0}$ , were not taken into account in these contours. We must warn that these error bands cannot be considered as real probability indicators because the velocities and their errors are not free of systematic effects.

Our derivation overestimates the upper limit on  $\sigma_0$  because we have assumed in the derivation of the halo parameters that baryons only act to hasten core contraction. Nevertheless, other phenomena as galactic bars, outflows, massive black holes in the halos, and other processes associated with AGN or star formation have been proposed as mechanisms to erase cuspy halos. We are being conservative in ignoring these phenomena because incorporating their effects would only serve to place more stringent constraints on  $\sigma_0$ .

The bound on  $\sigma_0$  depends strongly on  $\Upsilon_*$ . From Fig. 4 we see that models with  $\Upsilon_* \approx 0.6$  are consistent with  $\sigma_0$  just under  $0.1 \text{ cm}^2 \text{ g}^{-1}$ . For  $\Upsilon_* = 0.35$ ,  $\sigma_0 > 0.05 \text{ cm}^2 \text{ g}^{-1}$  can be excluded virtually at  $2\sigma$  confidence interval. Within the range  $0 < \Upsilon_* < 0.7$ , our limit excludes the interval proposed to explain the flat mass profiles in galaxies.

For  $\Upsilon_* > 1.0$ , the present analysis only disfavors the interval of astrophysical interest,  $\sigma_0 = 0.3\text{--}1 \text{ cm}^2 \text{ g}^{-1}$ , at less than 68% confidence level. We should notice, however, that if the contribution of the baryons to the potential well is important, the core may be in danger of

undergoing gravothermal collapse. The requirement that the core is not undergoing a fast collapse will provide a more stringent upper limit for the DM cross section for  $\Upsilon_* > 0.8$ .

#### 4.3. Core Collapse

In the latter section we found that a cross section  $\sigma_0 \sim 0.5 \text{ cm}^2 \text{ g}^{-1}$  and  $\Upsilon_* > 1.0$  would be marginally consistent with a picture in which the halo of NGC 5963 might have formed a core with a radius  $\sim 2\text{--}2.5$  kpc, although significantly reduced because of the adiabatic contraction by baryons. Nevertheless, we must also require that this galaxy has yet to undergo core collapse. For these high  $\Upsilon_*$ , the cooling baryons will compress the dark matter and accelerate the core collapse in different ways (e.g., Kochanek & White 2000). By raising the density due to the contraction, the relaxation time drops. In addition, the adiabatic compression produces a steeper central density cusp which further speeds up the ultimate evolution of the system. Moreover, the initial inversion of the temperature (velocity dispersion of DM particles) profile responsible for the core expansion may be erased by the adiabatic heating of DM particles, leading directly to a core collapse with no room for the expansion phase. We need to estimate the characteristic time for core collapse in the case  $\Upsilon_* \geq 0.8$ , i.e. when the effects of contraction are important. In their numerical simulations, Kochanek & White (2000) assumed as initial conditions a Hernquist profile with a cuspy core. In our case, i.e. for values  $\Upsilon_* \geq 0.8$ , it is realistic to start with such an initial configuration because a cusp in the density profile is a natural consequence of the adiabatic contraction caused by the baryons. In this regard, we can make use of the quantitative study of Kochanek & White (2000).

The evolution of the collapse depends on the ratio between the collision mean free path,  $\lambda$ , to the local gravitational scale height  $H$  (Balberg et al. 2002). Systems initially having ratios  $(\lambda/H)_{\text{edge}} \lesssim 10$  at the outer edge of the core, have a lifetime of only a few relaxation times<sup>3</sup> (Quinlan 1996; Kochanek & White 2000; Balberg et al. 2002). For the range of  $\hat{\sigma}_{\text{dm}}$  explored in Kochanek & White (2000), the central density increases by an order of magnitude in a timescale  $t_{c,10} \sim 4\hat{\sigma}_{\text{dm}}^{1/2} t_{\text{rc}}$ , being  $\hat{\sigma}_{\text{dm}} = 2\pi\rho_i r_s \sigma_{\text{dm}}$  for the NFW profile. In particular, for  $\hat{\sigma}_{\text{dm}} = 0.3$ , this timescale is only  $\sim 2.2$  times the core-radius relaxation time. This result is troublesome for the survival of the core because it recollapses quickly after its formation and could not persist until today (see §2).

Let us calculate the core timescale  $t_{c,10}$  for the halo of NGC 5963. As said before, because of the adiabatic compression by the baryons, a cuspy halo, such as the NFW profile, is expected even in the presence of DM collisions. The best NFW model for  $\Upsilon_* = 1.2$  corresponds to  $c = 15.6$  and  $V_{200} = 109 \text{ km s}^{-1}$ , implying a core-radius timescale:

$$t_{\text{rc}} = \frac{1}{3\rho_i \sigma_{\text{dm}} \tilde{v}} = 0.8 \text{ Gyr} \left( \frac{\sigma_0}{1 \text{ cm}^2 \text{ g}^{-1}} \right)^{-1}. \quad (7)$$

For the above halo parameters,  $\hat{\sigma}_{\text{dm}} = 2\pi\rho_i r_s \sigma_{\text{dm}} = 0.15 \tilde{v}_{100}^{-1} (\sigma_0 / 1 \text{ cm}^2 \text{ g}^{-1})$  and hence the central density will

<sup>3</sup> It is simple to show that  $\hat{\sigma}_{\text{dm}}$  and  $(\lambda/H)_{\text{edge}}$  are related by the relation  $(\lambda/H)_{\text{edge}} \approx 2.2/\hat{\sigma}_{\text{dm}}$ .

be enhanced by a factor 10 in the timescale

$$t_{c,10} \simeq 4\hat{\sigma}_{\text{dm}}^{1/2} t_{\text{rc}} = 1.25 \text{ Gyr} \left( \frac{\tilde{v}}{100 \text{ km s}^{-1}} \right)^{-1/2} \left( \frac{\sigma_0}{1 \text{ cm}^2 \text{ g}^{-1}} \right)^{-1/2} \quad (8)$$

Taken  $\sigma_0 = 0.5 \text{ cm}^2 \text{ g}^{-1}$ , we get  $t_{c,10} \approx 2 \text{ Gyr}$ . This estimate has uncertainties of as much as a factor 2. This short timescale indicates that the dark halo may have sufficient time to increase its central density by a factor 100-1000. In order to prevent the dark halo from such dramatic evolution, we must demand that  $t_{\text{rc}} \sim$  one Hubble time, implying  $\sigma_0 \lesssim 0.08 \text{ cm}^2 \text{ g}^{-1}$ . Proceeding in the same way we obtain  $\sigma_0 \lesssim 0.05 \text{ cm}^2 \text{ g}^{-1}$  but now for the mass model with  $\Upsilon_* = 1.0$ . The line connecting these two points in Fig. 4 delimits the region where cross sections are probably small enough to avoid catastrophic core collapse in the halo of NGC 5963. The corresponding line at the  $1\sigma$  confidence is also plotted. We see that the new constraint, which accounts for the role of baryons when  $\Upsilon_* > 0.85$ , is tighter than the one derived in the previous subsections. This all but removes the permitted window for cross sections  $\sigma_0 = 0.3\text{--}1 \text{ cm}^2 \text{ g}^{-1}$  in mass models with  $\Upsilon_* > 0.85$ , that remained open. Combining both constraints, the maximum of the permitted value  $\sigma_0 \approx 0.2 \text{ cm}^2 \text{ s}^{-1}$ , at  $2\sigma$  confidence level, occurs for  $\Upsilon_* \approx 0.7$ .

## 5. DISCUSSION AND CONCLUSIONS

Apart from the obvious interest for the still unknown nature of dark matter, the possibility of it having a nonzero self-interaction cross section has other astrophysical implications. SIDM was suggested as a route to form cores in LSB and dwarf galaxies. The fact that the required cross sections are comparable to the cross section for particles interacting with each other via the strong force, has led to speculate that DM particles could interact with both themselves and with baryons through the strong force (Wandelt et al. 2001). The interaction of dark matter with protons might contribute to reheat the intracluster medium in the central regions of clusters of galaxies (Qin & Wu 2001; Chuzhoy & Nusser 2004).

A large range of parameters space is being ruled out by current experimental and astrophysical bounds. Previous studies have gradually whittled down the DM cross section allowed to solve the cuspy problem of halos in  $\Lambda$ CDM cosmology. In addition to statistical studies, the analysis of individual galaxies can give additional constraints on the strength of DM self-interaction cross section.

The dark matter distribution in NGC 5963 is challenging for any model designed to form central cores in dwarf and LSB galaxies. Apparently, its halo distribution seems at odds with the results of SIDM simulations with cross sections  $\sigma_{\text{dm}} \tilde{v}_{100} = 0.3\text{--}1 \text{ cm}^2 \text{ g}^{-1}$ , which produce central densities  $\sim 0.02 M_{\odot} \text{ pc}^{-3}$ , fairly independent of the halo mass, and core radii 2.5–5 kpc. The highly concentrated halo of NGC 5963 implies upper limits for the interaction of dark matter particles, unless we change our assumption of constant  $\Upsilon_*$ . A higher  $\Upsilon_*$  for the disk than for the lens is required to have a less concentrated halo. However, the observed  $B\text{--}V$  colours of the disk and the lens do not favour this possibility (see Bosma et al. 1988 for a discussion).

Great efforts have been made to constrain the collisional cross section of DM particles. It was suggested that this cross section should be small enough so the core halo of

dwarf and LSB galaxies would not collapse in a Hubble time (e.g., Hennawi & Ostriker 2002). Hence, the halo of NGC 5963 by itself cannot be going through the gravothermal contraction phase. However, core collapse may be induced by the action of the baryons as they deepen the potential well and compress the core in an adiabatic process. Therefore, the core of NGC 5963 may be expanding if the thermalization has not been completed, or shrinking if the core is adiabatically compressed, which may occur only at large values of  $\Upsilon_*$ .

Either the core of NGC 5963 is expanding or contracting in size, a tight constraint  $\sigma_0 < 0.2 \text{ cm}^2 \text{ g}^{-1}$  at 95% confidence level, which indicates that our results are robust to reasonable DM uncertainties, is derived. This upper limit for  $\sigma_0$  may be overestimated as much as a factor 2 because of our conservative assumptions. Thus, the original motivation for SIDM of lowering the core densities of galactic halos require collisional cross sections too large to be consistent with the halo of NGC 5963.

One of the largest uncertainties in any mass model is the precise value of  $\Upsilon_*$  because depends on extinction, star formation history, etc. Based on various considerations, e.g., stellar population synthesis, stellar counts and kinematics in the solar neighbourhood and kinematics of external galaxies, some authors argue that  $\Upsilon_*^I \approx 2h$  in the  $I$ -band (e.g., Mo & Mao 2000, and references therein) and  $\Upsilon_*^R \approx 1.2$  in the  $R$ -band (Simon et al. 2004). This would mean that the constraint derived from the core collapse discussed in §4.3 is the most relevant, and suggests an upper limit  $\sigma_0 \lesssim 0.1 \text{ cm}^2 \text{ g}^{-1}$ . This value coincides with the upper limit inferred in clusters of galaxies (e.g., Meneghetti et al. 2001; Arabadji & Bautz 2004).

Upper limits in the  $0.02\text{--}0.1 \text{ cm}^2 \text{ g}^{-1}$  range were derived by Hennawi & Ostriker (2002) from the mass of supermassive black holes in the centers of galaxies. For effective cross sections  $\sigma_{\text{dm}} > 0.02 \text{ cm}^2 \text{ g}^{-1}$ , the accretion of SIDM onto seed black holes would produce excessively massive black holes. However, there are serious uncertainties associated with this limit because they make use of the hypothesis that initially the density DM distribution follows the NFW profile, whereas the numerical study of Colín et al. (2002) of SIDM cosmology suggests that the NFW profile at the center of the halos is not achieved at any time. Therefore, the otherwise excessive accretion of matter onto the black hole may not occur (Colín et al. 2002).

In order to reconcile the collisional DM hypothesis as a viable explanation of the formation of the constant density cores with the halo of NGC 5963, we should identify potential ways able to compensate the evacuation of DM in the central parts caused by the scattering of DM or to forestall the core collapse, depending whether the core of NGC 5963 is expanding or collapsing. Tidal redistribution of mass at the halo center cannot be efficient in NGC 5963 because the nearest large galaxy in the group is at a projected distance of 430 kpc. One could relax our simplifying assumption that the halo consists of a well mixed homogeneous DM distribution and to consider a clumpy medium. The final density profile will be the result of two competing effects. On the one hand, the mass infall associated with the spiraling of putative massive clumps of DM ( $\gtrsim 10^{6\text{--}7} M_{\odot}$ ) towards the galactic center by dynamical friction, produces a replenishment of material and

deepens the central potential well. On the other hand, dynamical friction heating may be effective in flattening the inner DM profile. Unlike clusters of galaxies in which substructure is important in determining the final DM distribution (e.g., Nipoti et al. 2004), halos of LSB galaxies are already largely assembled at  $z \approx 3$  and hence, they have had sufficient time to disrupt the halo substructure, forming a smooth DM distribution within the luminous radius, unless NGC 5963 had a prominent mass aggregation history. However, an anomalous accretion history would be very unsatisfactory because it would have dramatic consequences for the disk itself, producing an excessive dynamical heating or even its destruction. Moreover, Ma & Boylan-Kolchin (2004) argued that energy deposition by merging dark matter substructures likely flatten density profiles. In the lack of any of those potential mechanisms capable to make significant mass redistribution, we think that our analysis is robust, even though it is based on the halo of a single galaxy.

The halo of NGC 5963 is problematic for any model whose mechanism to produce large cores in LSB galaxies depends on collisions between DM particles (e.g., annihilating dark matter), reducing the parameters space and suggesting new directions for DM search. Our analysis also places strong constraints to the non-hadronic exotic Q-balls as a dark matter candidate in galaxies. These “particles” might be arranged to have mutual collisions with a large cross section and, in addition, Q-balls can stick together after collision, reducing the self-interaction as scattering proceeds (Kusenko & Steinhardt 2001). In order to be consistent with the halo of NGC 5963, self-interactions between Q-balls should shut off to a negligible value after 1–2 collisions per particle in order for the initial scatterings to smooth out halo cusps but avoiding

gravothermal collapse.

Perhaps the solution of the halo core problem resides in decaying dark matter (Cen 2001a,b; Sánchez-Salcedo 2003). If dark matter particles in galactic halos decay to stable particles with a recoiling velocity of a few tens of kilometers per second, then a fraction of LSB galaxies can still present a substantial concentration. This novel dynamics associated with decaying dark matter was illustrated by Sánchez-Salcedo (2003) for the case of the LSB galaxy NGC 3274. We believe that the halos of NGC 5963 and NGC 3274 are not pathological cases as far as their DM distributions concern. There are additional independent evidence on the existence of galaxies with large central densities. Loewenstein & Musherzky (2002), in an as-yet-unpublished work, have determined the enclosed mass profile for the elliptical galaxy NGC 4636 using X-ray observations. For this galaxy the central density in models with dark matter cores is higher than expected in the SIDM scenario with  $a \leq 1$  (Loewenstein & Musherzky 2002).

Future observations of LSB galaxies containing a very low density of luminous material even in the inner parts, so that the observed dynamics should be dominated by the gravitational forces of the dark halo at small radii as well as large radii, will be able to determine whether cores are produced by the gravitational interaction between the luminous and dark matter, and will provide further constraints on the nature of DM in galaxies.

I thank Tony García Barreto and Alberto Bolatto for helpful discussions. I am grateful to the anonymous referee for constructive comments. This work was supported by CONACYT project 2002-C40366.

## REFERENCES

- Arabadjis, J. S., & Bautz, M. W. 2004, astro-ph/0408362  
 Arabadjis, J. S., Bautz, M. W., & Garmire, G. P. 2002, ApJ, 572, 66  
 Balberg, S., Shapiro, S. L., & Inagaki, S. 2002, ApJ, 568, 475  
 Bell, E. F., McIntosh, D. H., Katz, N., & Weinberg, M. D. 2003, ApJS, 149, 289  
 Blumenthal, G. R., Faber, S. M., Flores, R., & Primack, J. R. 1986, ApJ, 301, 27  
 Bolatto, A. D., Simon, J. D., Leroy, A., & Blitz, L. 2003 in Dark Matter in Galaxies, IAU Symp. 220, eds. S. D. Ryder, D. J. Pisano, M. A. Walker, & K. C. Freeman, San Francisco: Astronomical Society of the Pacific, 353  
 Bosma, A., van der Hulst, J. M., & Athanassoula, E. 1988, A&A, 198, 100  
 Burkert, A. 2000, ApJ, 534, L143  
 Cen, R. 2001a, ApJ, 546, L77  
 Cen, R. 2001b, ApJ, 549, L195  
 Chuzhoy, L., & Nusser, A. 2004, astro-ph/0408184  
 Colin, P., Avila-Reese, V., Valenzuela, O., & Firmani, C. 2002, ApJ, 581, 777  
 Davé, R., Spergel, D. N., Steinhardt, P. J., & Wandelt B. D. 2001, ApJ, 547, 574  
 de Blok, W. J. G., & Bosma, A. 2002, A&A, 385, 816  
 D’Onghia, E., Firmani, C., & Chincarini, G. 2003, MNRAS, 338, 156  
 Dutton, A. A., van den Bosch, F. C., Courteau, S., & Dekel, A. 2005, astro-ph/0501256, in Baryons in Dark Matter Halos, eds. R.-J. Dettmar, U. Klein, P. Salucci  
 Eke, V. R., Navarro, J. F., & Steinmetz, M. 2001, ApJ, 554, 114  
 Firmani, C., D’Onghia, E., Avila-Reese, V., Chincarini, G., & Hernández, X. 2000, MNRAS, 315, L29  
 Flores, R., Primack, J. R., Blumenthal, G. R., Faber, S. M. 1993, ApJ, 412, 443  
 Gnedin, O. Y., Kravtsov, A. V., Klypin, A. A., & Nagai, D. 2004, ApJ, 616, 16  
 Gnedin, O. Y., & Ostriker, J. P. 2001, ApJ, 561, 61  
 Hennawi, J. F., & Ostriker, J. P. 2002, ApJ, 572, 41  
 Hernquist, L. 1990, ApJ, 356, 359  
 Jesseit, R., Naab, T., & Burkert, A. 2002, ApJ, 571, L89  
 Jing, Y. P., & Suto, Y. 2000, ApJ, 529, L69  
 Kochanek, C. S., & White, M. 2000, ApJ, 543, 514  
 Kusenko, A., & Steinhardt, P. J. 2001, Phys. Rev. Lett., 87, 141301  
 Lewis, A. D., Buote, D. A., & Stocke, J. T. 2003, ApJ, 586, 135  
 Loeb, A., & Peebles, P. J. E. 2003, ApJ, 589, 29  
 Loewenstein, M., & Musherzky, R. 2002, astro-ph/0208090  
 Ma, C., & Boylan-Kolchin, M. 2004, Phys. Rev. Lett., 93, 021301  
 Marchesini, D., D’Onghia, E., Chincarini, G., Firmani, C., Conconi, P., Molinari, E., Zacchei, A. 2002, ApJ, 575, 801  
 Meneghetti, M., Yoshida, N., Bartelmann, M., Moscardini, L., Springel, V., Tormen, G., & White, S. D. M. 2001, MNRAS, 325, 435  
 Mo, H. J., & Mao, S. 2000, MNRAS, 318, 163  
 Nipoti, C., Treu, T., Ciotti, L., Stiavelli, M. 2004, MNRAS, 355, 1119  
 Navarro, J. F., Frenk, C. S., & White, S. D. M. 1996, ApJ, 462, 563  
 Navarro, J. F., Frenk, C. S., & White, S. D. M. 1997, ApJ, 490, 493  
 Ostriker, J. P. 2002, Phys. Rev. Lett., 84, 5258  
 Qin, B., & Wu, X. P. 2001, Phys. Rev. Lett., 87, 061301  
 Quinlan, G. D. 1996, NewA, 1, 255  
 Romanishin, W., Strom, S. E., & Strom, K. M. 1982, ApJ, 258, 77  
 Sánchez-Salcedo, F. J. 2003, ApJ, 591, L107  
 Sánchez-Salcedo, F. J., & Reyes-Ruiz, M. 2004, ApJ, 607, 247  
 Sancisi, R. 2003 in Dark Matter in Galaxies, IAU Symp. 220, eds. S. D. Ryder, D. J. Pisano, M. A. Walker, & K. C. Freeman, San Francisco: Astronomical Society of the Pacific, 233  
 Simon, J. D., Bolatto, A. D., Leroy, A., Blitz, L., & Gates, E. L., ApJ, 621, 757  
 Spergel, D. N., & Steinhardt, P. J. 2000, Phys. Rev. Lett., 84, 3760  
 Wandelt, B. D., Davé, R., Farrar, G. R., McGuire, P. C., Spergel, D. N., & Steinhardt, P. J. 2001, in Sources and Detection of Dark Matter and Dark Energy in the Universe, ed. D. B. Cline, (Springer, Berlin), 263

Yoshida, N., Springel, V., White, S. D. M., & Tormen, G. 2000, ApJ, 544, L87



TABLE 1  
FITTING PARAMETERS FOR PSEUDOISOTHERMAL (ISO) AND NFW HALOS AFTER AND BEFORE HALO CONTRACTION.

NFW					ISO after decompression	
$\Upsilon_*$	$c'$	$V'_{200}$ ( $\text{km s}^{-1}$ )	$\chi^2_{\text{red}}$	$p$	$r_c$ (kpc)	$\rho_0$ ( $M_\odot \text{pc}^{-3}$ )
1.2	15.6	109.0	0.50	0.934	2.60	0.080
0.7	23.2	88.0	0.44	0.962	1.20	0.260
0.3	28.0	82.0	0.60	0.867	0.71	0.696
0.07	33.0	76.0	0.63	0.842	–	–
ISO						
$\Upsilon_*$	$r'_c$ (kpc)	$\rho'_0$ ( $M_\odot \text{pc}^{-3}$ )	$\chi^2_{\text{red}}$	$p$		
1.2	0.95	0.38	0.29	0.995	–	–
0.3	0.48	1.35	0.28	0.996	–	–
0.07	0.42	1.75	0.28	0.996	0.49	1.375

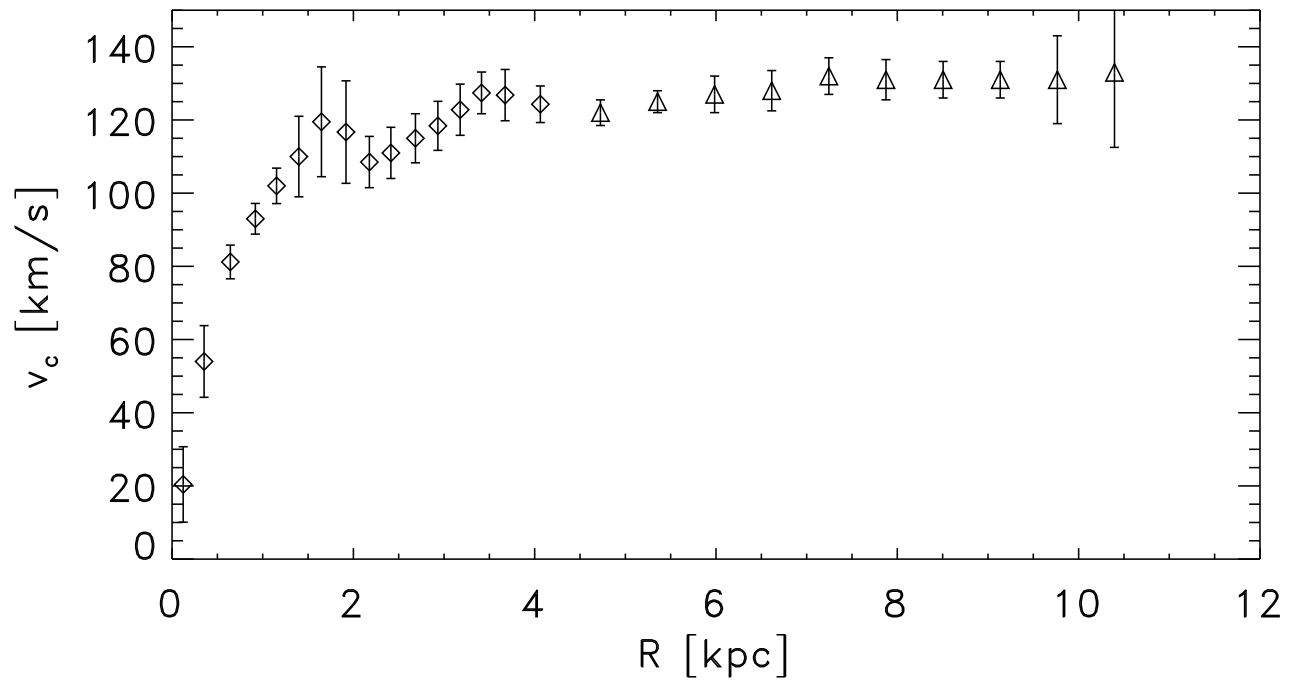


FIG. 1.— The observed CO rotation curve (empty diamonds) of NGC 5963 taken from Bolatto et al. (2003) together with the H I rotation curve (empty triangles) from Bosma et al. (1988).

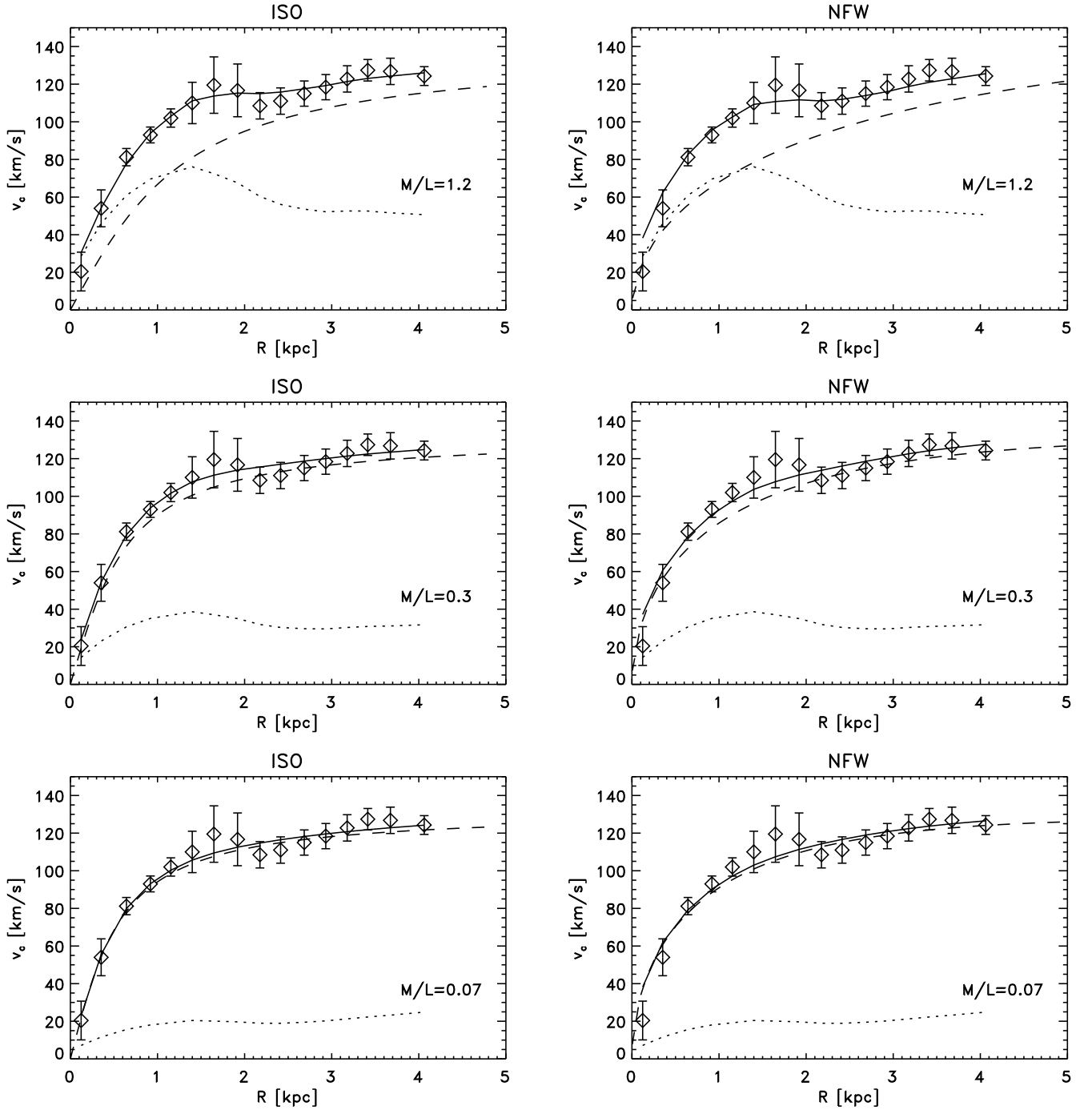


FIG. 2.— Best-fitting mass models assuming pseudoisothermal halo (left) and NFW halo (right), for different values of the stellar mass-to-light ratio  $M/L = Y_*$  in solar units. The contribution of the luminous matter (stars plus gas) in the disk is shown as dotted lines. The resulting halo contribution (dashed line) to the rotation curve and the final total model curve (solid line) are also shown. The reduced  $\chi^2$  of the fit and the probability  $p$  that the data and the model could result from the same parent distribution are given in Table 1.

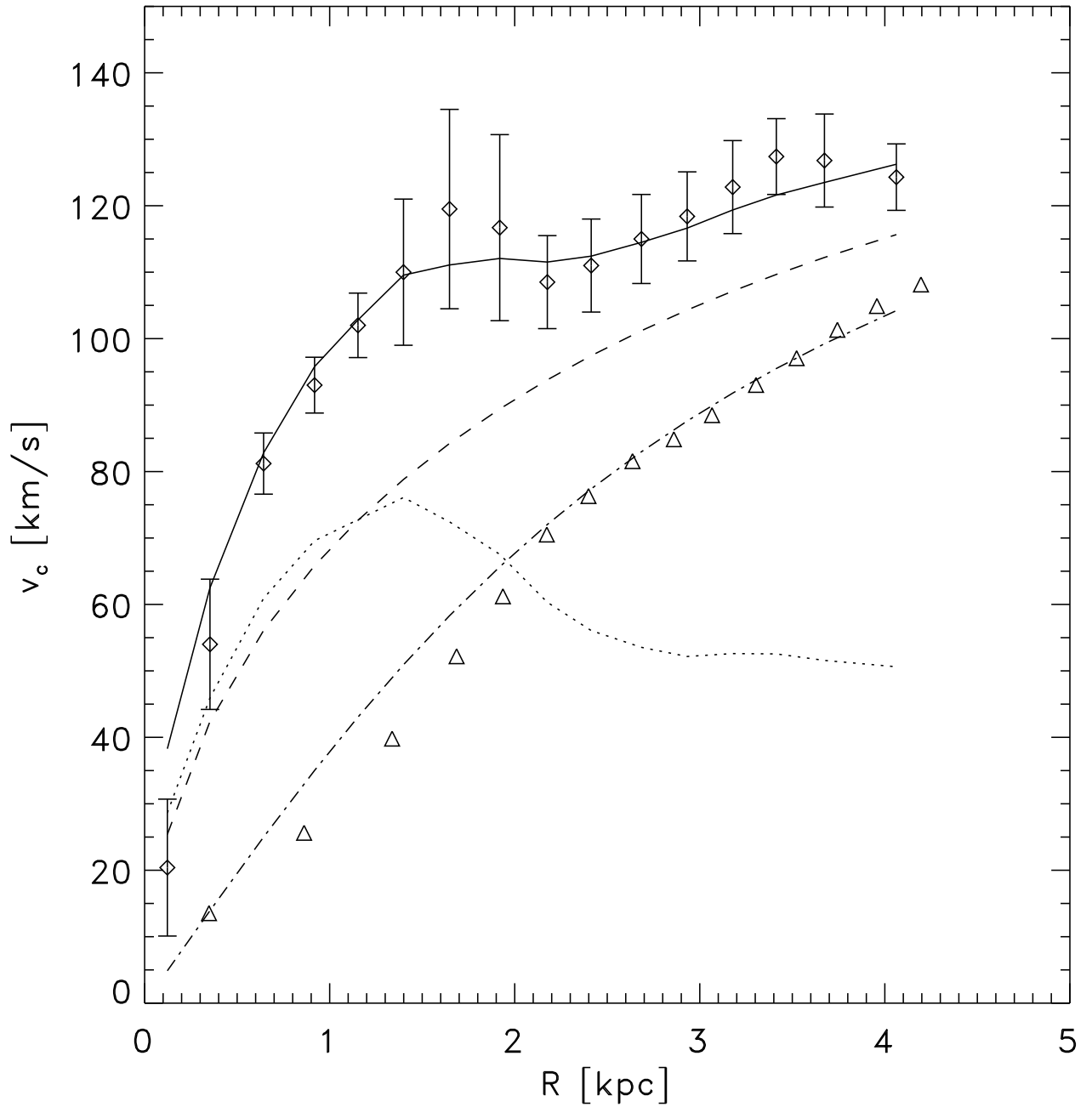


FIG. 3.— Mass model with  $\Upsilon_* = 1.2$  assuming NFW profile for the contracted halo. Symbols as in Fig. 2. Dot-dashed line shows a fit to the dark matter rotation curve after adiabatic decompression (triangles). In this fit we adopted the pseudoisothermal profile. The parameters of the halo before and after adiabatic contraction are given in Table 1.

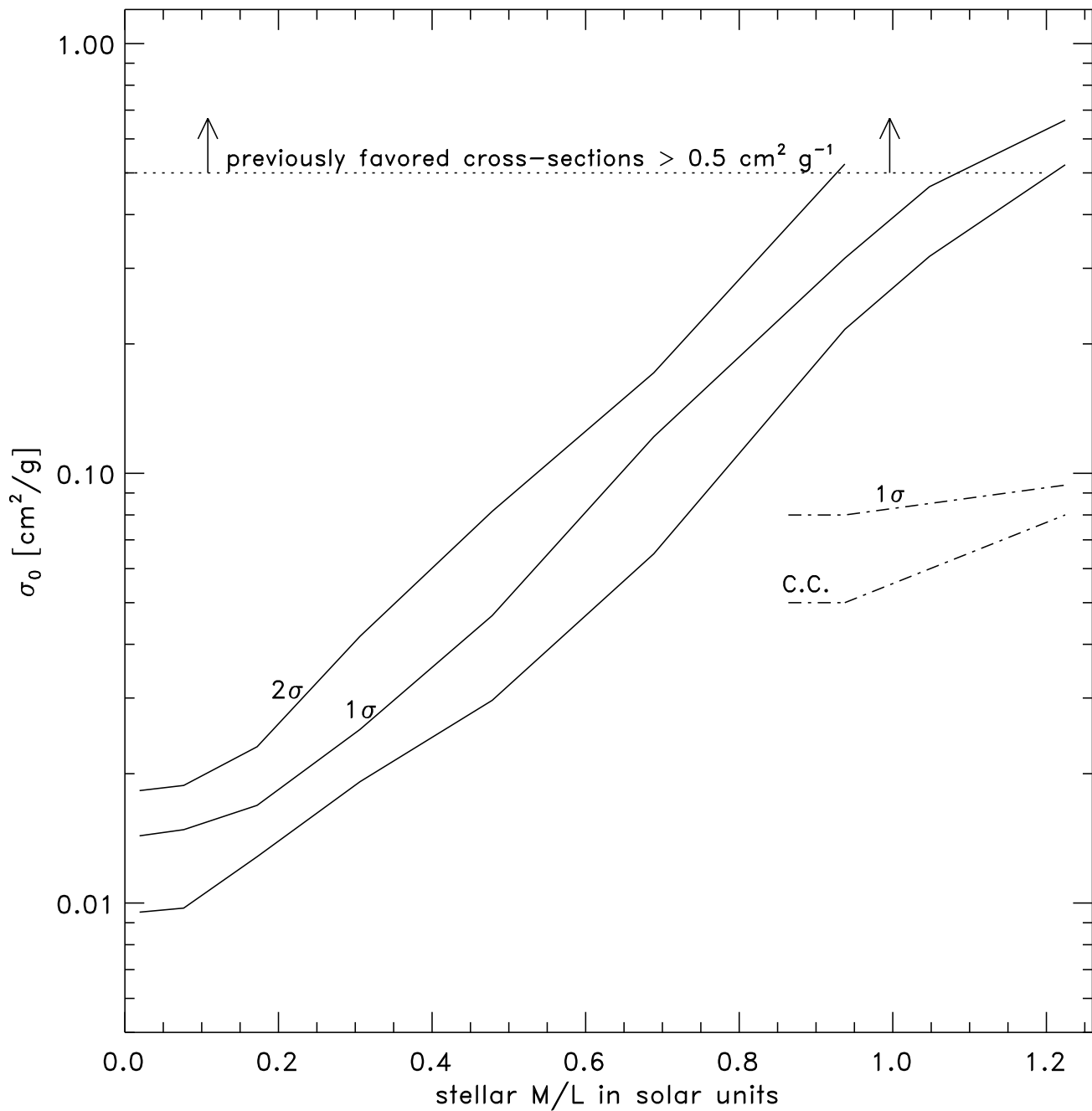


FIG. 4.— Exclusion contour plot for the dark matter interaction as a function of  $\Upsilon_*$ . Various confidence levels are shown. Solid curves trace the upper limit on  $\sigma_0$  derived by the constraint discussed in §4.1. Dot-dashed lines are the core collapse (C.C.) constraint, obtained by requiring that the lifetime of the halo of NGC 5963 is longer than one Hubble time (§4.3).