

The discovery of a galaxy-wide superwind from a young massive galaxy at redshift $z \simeq 3$

R.J. Wilman^{*}, J. Gerssen^{*}, R.G. Bower^{*}, S.L. Morris^{*}, R. Bacon[†], P.T. de Zeeuw[‡] & R.L. Davies[§]

^{*} Department of Physics, University of Durham, South Road, Durham, DH1 3LE, UK

[†] CRAL-Observatoire, 9 Avenue Charles-André, 69230 Sain-Genis-Laval, France

[‡] Leiden Observatory, Niels Bohrweg 2, 2333 CA Leiden, The Netherlands

[§] Astrophysics, University of Oxford, Keble Road, Oxford, OX1 3RH, UK

High-velocity galactic outflows, driven by intense bursts of star formation and black hole accretion, are invoked by current theories of galaxy formation¹ to terminate star formation in the most massive galaxies and to deposit heavy elements in the intergalactic medium. From existing observational evidence^{2,3} on high-redshift galaxies, it is unclear whether such outflows are localized to regions of intense star formation just a few kiloparsecs in extent, or whether they instead have a significant impact on the entire galaxy and its surroundings. Here we present two-dimensional spectroscopy of a star-forming galaxy⁴ at redshift $z=3.09$ (seen 11.5 gigayears ago, when the Universe was 20 per cent of its current age): its spatially extended Ly α line emission appears to be absorbed by HI in a foreground screen covering the entire galaxy, with a lateral extent of at least 100kpc and remarkable velocity coherence. It was plausibly ejected from the galaxy during a starburst several 10^8 years earlier and has subsequently swept up gas from the surrounding intergalactic medium and cooled. This demonstrates the galaxy-wide impact of high-redshift superwinds.

The formation of galaxies requires gas to cool in haloes of dark matter that collapse under gravity from the expansion of the Universe. However, cooling alone overproduces bright galaxies at the present day, so models incorporate thermal conduction, photoionization and galaxy merging, together with additional ‘feedback’¹ in the form of galactic-scale outflows. The latter are powered by supernovae and massive stellar winds, or by relativistic winds and jets resulting from gas accretion onto supermassive black holes. Although starburst superwinds have been studied⁵ in local dwarf galaxies (such as M82), observational evidence for their counterparts in young massive galaxies at high redshift has been less direct.

In Lyman-break galaxies (LBGs) – high-redshift galaxies with moderate masses and star-formation rates – spectroscopic evidence points to powerful outflows^{2,3} of interstellar gas, with absorption lines being blueshifted by several hundred kilometres per second from the galaxy’s systemic velocity. The gravitationally lensed LBG MS1512-cB58 at redshift $z=2.73$ is a clear example³: absorbing gas is outflowing at $\sim 255 \text{ km s}^{-1}$ at a rate exceeding the star-formation rate, and although it covers the entire star-forming region, this shows only that the radius of any shell exceeds $\sim 1 \text{ kpc}$; it is not known whether the outflows are collimated and localized to star-forming regions, or whether they are galaxy-wide. The latter is suggested by the observed decrease in the intergalactic medium (IGM) HI opacity in background quasar sightlines that are close

in projection to LBGs⁶ (within 0.7 Mpc co-moving). This may indicate that LBGs drive superwinds at $\sim 600 \text{ km s}^{-1}$ for several 10^8 yr , or it might be a statistical fluctuation since there are few LBG-quasar pairs at the smallest separations.

To characterize such outflows better via absorption studies, a background light source is needed with a spatial extent somewhat larger than an LBG stellar body or a quasar sightline. Such a source is provided by the recently discovered Ly α -emitting blobs (hereafter LABs), associated with LBGs in the SSA22 protocluster at redshift $z=3.09$, a structure which is likely to evolve into a rich cluster of galaxies. With sizes $\sim 100 \text{ kpc}$ and Ly α luminosities $\sim 10^{44} \text{ erg s}^{-1}$, the LABs resemble the emission-line haloes of high-redshift radio galaxies, but their radio emission is much fainter than in typical high-redshift radio galaxies⁷. Models for LAB Ly α emission include superwind ejecta⁸ and cooling radiation from gravitationally heated gas⁹. Both LABs are submillimetre sources¹⁰, with LAB-1 the more powerful and consistent with $\sim 1000 \text{ M}_{\odot} \text{ yr}^{-1}$ of star formation. LAB-2 has an X-ray detection, suggestive of an obscured active galactic nucleus¹¹, whereas LAB-1 does not.

We recently observed the LAB Ly α haloes using integral-field spectroscopy, which, unlike conventional slit spectroscopy, gathers spatially resolved spectra over a two-dimensional area. Such information is essential for a complete picture of morphologically complex objects

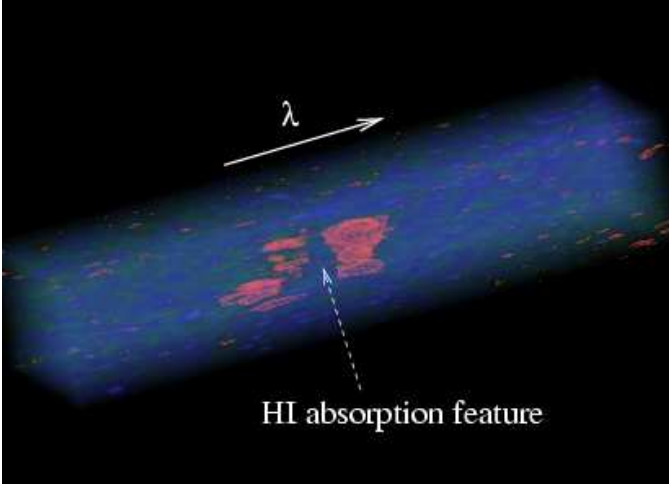


Figure 1. Part of the data cube obtained from integral field spectroscopy of the $z=3.09$ galaxy LAB-2, showing the $\text{Ly}\alpha$ emission line. The absorption feature, interpreted as due to foreground HI, is indicated. A data cube is a three-dimensional structure for spectroscopic data from integral field spectrographs. Here the long axis corresponds to the dispersion axis and the other two axes represent spatial dimensions on the sky, that is, the data cube stores a spectrum for each point in a two-dimensional region of sky. With visualization software, the data-cube representation can provide useful qualitative insights into complex data sets. λ , wavelength.

like the LABs. We used the SAURON Integral Field Spectrograph¹² on the William Herschel Telescope, providing moderate resolution spectroscopy ($\sim 4\text{\AA}$ full-width at half-maximum, FWHM) over a 41×31 arcsec area, sampled with 0.95-arcsec lenslets. LAB-2 was observed for 15 h (in thirty 30-min sub-exposures), but unlike LAB-1¹³ exhibits simple structure in $\text{Ly}\alpha$. At most positions the emission line is double-peaked, as shown in Fig. 1 and in the line profiles of individual regions (Figs. 2 and 3). The position of the profiles central minimum varies across the galaxy by less than 60 km s^{-1} in its rest-frame. The observing strategy of dithering between sub-exposures ensures that this feature is not a charge-coupled device (CCD) detector defect, nor is it due to a night-sky emission feature. The simplest interpretation is that part of the $\text{Ly}\alpha$ emission is scattered out of our line of sight by neutral hydrogen in a coherent foreground screen.

The line profiles were each modelled with a gaussian emission line and a superimposed Voigt profile absorber (all convolved with the instrumental response), as in Fig. 3. The HI column densities are $N_{\text{HI}} \sim 10^{19} \text{ cm}^{-2}$, and the relative amplitudes of the red and blue line wings reflect velocity differences between the emission and absorption components. The absorber is typically blueshifted from the underlying peak by less than 250 km s^{-1} ; the emission shows a range in absolute velocity of $\sim 290 \text{ km s}^{-1}$, with individual linewidths of $\sim 1000 \text{ km s}^{-1}$ FWHM. At




Figure 2. A reconstructed image of the $z=3.09$ galaxy LAB-2 in the $\text{Ly}\alpha$ emission line. This shows the extent of its gaseous halo (10 arcsec on the sky equates to a physical distance of 76 kpc in this galaxy with the cosmological parameters $H_0 = 70 \text{ km s}^{-1} \text{ Mpc}^{-1}$, $\Omega_M = 0.3$ and $\Omega_\Lambda = 0.7$). The image was derived from observations with the SAURON integral field spectrograph, by collapsing the data cube shown in Fig. 1 along the wavelength direction. The labels indicate regions for which one-dimensional $\text{Ly}\alpha$ emission line profiles have been extracted, as shown in Fig. 3. The underlying $\text{Ly}\alpha$ emission is likely to be from gas in the halo of the associated Lyman-break galaxy⁴ (at position C), arising from a combination of superwind ejecta⁸, cooling radiation⁹, and gas photoionized by the obscured active nucleus¹¹.

position B, no absorber is detected, perhaps because the underlying emission is more blueshifted than elsewhere.

An absorbing shell is predicted to form when a starburst-heated hot gas bubble becomes over-pressurized relative to the interstellar medium and hence breaks out of the galactic disk, accelerates, and fragments as a result of Rayleigh-Taylor instabilities. Hot gas then escapes into the halo and forms a second shell of swept-up IGM. Evolutionary models for the $\text{Ly}\alpha$ emission from such superwinds¹⁴ – which are consistent with Hubble Space Telescope observations of local starburst galaxies¹⁵ – suggest that the LAB-2 absorber is in a late phase, where the shell has cooled and slowed sufficiently to absorb the underlying emission. Figure 4 illustrates the model.

Because the absorbing shell’s transverse extent is at least 100 kpc, it is probably a comparable distance in front of the $\text{Ly}\alpha$ source (although the constant absorber velocity implies that, if spherical, the radius must be considerably larger). At a velocity of 1000 km s^{-1} , it takes 10^8 yr to

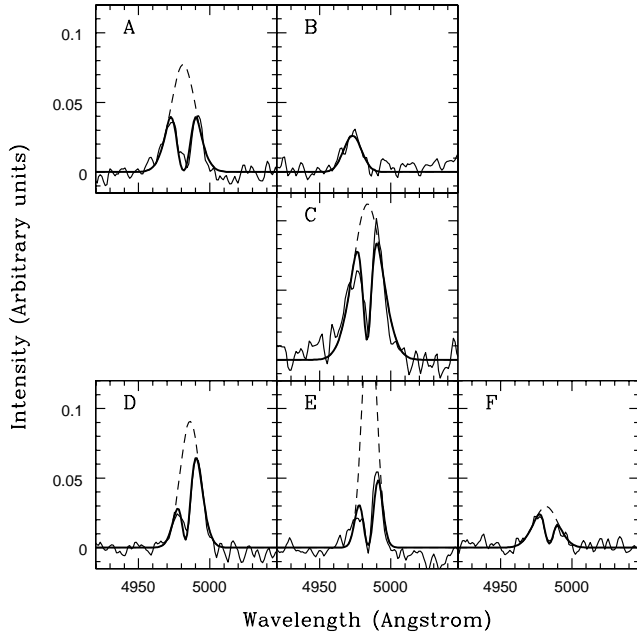


Figure 3. Ly α emission line profiles across the galaxy LAB-2 at $z=3.09$. A profile is shown for each region labelled in Fig. 2. Thick solid lines are fits to a model where the intrinsic Ly α emission (dashed lines) is partially absorbed by foreground HI. The measured HI column densities are $\sim 10^{19} \text{ cm}^{-2}$, although the modest spectral resolution implies 1σ uncertainties of at least a factor of ~ 10 , so the column density may not be uniform across the galaxy. The widths of the absorbers (expressed as the gaussian b-parameter in the Voigt profile) are $\sim 20 \text{ km s}^{-1}$, which for thermal broadening implies a kinetic temperature $\sim 10^4 \text{ K}$ (as expected on photoionization grounds and consistent with the lack of bulk motion across the shell). Note, however, that similar Ly α profiles can result from a Ly α source in an HI slab of much higher optical depth¹⁹; the twin peaks then arise because the escaping photons scatter into the line wings where the optical depth is lower. This would not, however, explain why the apparent absorption feature is constant in wavelength while the fitted emission velocity varies by almost 300 km s^{-1} .

travel 100 kpc. Although 1000 km s^{-1} is the expected level of the initial velocity, it has since slowed owing to mass loading from the IGM and work against the galaxy’s gravity; this implies an age of several 10^8 yr .

We now consider the cooling of the shocked gas. Gas behind a shock of speed v_{shock} is heated to $T = 1.4 \times 10^7 (v_{\text{shock}}/1000 \text{ km s}^{-1})^2 \text{ K}$, from which the radiative cooling time is $t_{\text{cool}} = 1.5kT/4n_{\text{halo}}\Lambda$, where Λ is the cooling function¹⁶ ($> 5 \times 10^{-23} \text{ erg cm}^3 \text{ s}^{-1}$ for 10^{6-7} K and solar abundances) and n_{halo} is the surrounding gas density (the factor 4 reflects the density increase behind a strong shock). Together, these imply that $t_{\text{cool}} < 4.6 \times 10^5 \text{ yr} (v_{\text{shock}}/1000 \text{ km s}^{-1})^2 / (n_{\text{halo}}/\text{cm}^{-3})$. Moving

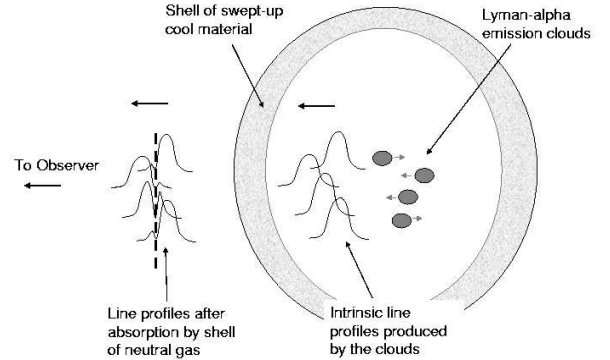


Figure 4. An illustration of our model for the Ly α emission and absorption in the redshift $z=3.09$ galaxy LAB-2. The Ly α emission is produced by gas with a velocity dispersion $\sim 1000 \text{ km s}^{-1}$ and bulk motions $\sim 290 \text{ km s}^{-1}$. This emission is then absorbed/scattered by HI in a foreground shell. The shell’s velocity coherence across the source suggests that it is over 100 kpc from galaxy, having been swept up from the surrounding medium by a starburst-driven outflow several 10^8 yr earlier. The possibility that the absorption is not directly associated with LAB-2, but part of a larger foreground absorber which just happens to cover it, is unlikely since this would imply an overall size much larger than absorbers of comparable N_{HI} in quasar sightlines²⁰: the LAB-2 absorber column density is between that of a Lyman-limit system (diameter $\sim 80 \text{ kpc}$) and that of a damped Ly α absorber ($\sim 30 \text{ kpc}$). Such sizes are consistent with recent modelling²¹ and cosmological simulations²². Moreover, it has been shown²³ that all damped Ly α absorbers at redshift $z \sim 3$ with $N_{\text{HI}} > 2 \times 10^{20} \text{ cm}^{-2}$ can be explained by LBG galactic winds, if they are driven out to $\sim 27 \text{ kpc}$.

out from the galaxy into the IGM at 100 kpc, the density n_{halo} will range from a few 10^{-3} to a few 10^{-4} cm^{-3} , so for shock velocities of several hundred kilometres per second, the shocked gas can cool within the expansion timescale of a few 10^8 yr . The gas is expected¹⁷ to cool to $\sim 10^4 \text{ K}$ and come into photoionization equilibrium with the metagalactic ultraviolet radiation field, with an HI fraction $\sim 0.1 - 0.001$. Indeed, for the above n_{halo} values, the total column density swept up out to 100 kpc could be up to 10^{21} cm^{-2} , compared with the measured $N_{\text{HI}} \simeq 10^{19} \text{ cm}^{-2}$. The implied mass of the shell, if it covers an area 100 kpc square, could be almost $10^{11} M_{\odot}$. For a velocity of 250 km s^{-1} the kinetic energy of such a shell is $6.3 \times 10^{58} \text{ erg}$, which we can compare with the energetics of supernovae: the LBG associated with LAB-2 (M14) has a near-infrared K_S -band magnitude⁴ of 21.7, which implies (from galaxy evolution models¹⁸) a baryonic

mass of $\sim 10^{11} M_{\odot}$, mostly in stars. For a normal stellar initial mass function, supernovae provide $\sim 10^{49}$ erg per solar mass of stars¹, so $\sim 10^{60}$ erg is available and the superwind model appears energetically feasible.

We thus have a consistent picture in which the Ly α absorber is a highly ionized shell of gas swept up from the IGM over several 10^8 yr since the end of the starburst, having slowed to within a few hundred kilometres per second of the galaxy's systemic velocity. This demonstrates that superwinds are a galaxy-wide phenomenon, whose impact is not confined to small-scale regions of current star formation, as previous observations might have suggested. This underscores their importance as a primary feedback agent in galaxy formation.

Received 6 December 2004; Accepted 5 May 2005.

1. Benson, A. J. et al. What shapes the luminosity function of galaxies? *Astrophys. J.* **599**, 38–49 (2003).
2. Pettini, M. et al. The rest-frame optical spectra of Lyman break galaxies: star formation, extinction, abundances, and kinematics. *Astrophys. J.* **554**, 981–1000 (2001).
3. Pettini, M. et al. New observations of the interstellar medium in the Lyman break galaxy MS 1512-cB58. *Astrophys. J.* **569**, 742–757 (2002).
4. Steidel, C. C. et al. Ly α imaging of a proto-cluster region at $z = 3.09$. *Astrophys. J.* **532**, 170–182 (2000).
5. Lehnert, M. D., Heckman, T. M. & Weaver, K. A. Very extended X-ray and H α emission in M82: implications for the superwind phenomenon. *Astrophys. J.* **523**, 575–584 (1999).
6. Adelberger, K. L., Steidel, C. C., Shapley, A. E. & Pettini, M. Galaxies and intergalactic matter at redshift $z \sim 3$: overview. *Astrophys. J.* **584**, 45–75 (2003).
7. Chapman, S. C. et al. Further multiwavelength observations of the SSA 22 Ly α -emitting blob. *Astrophys. J.* **606**, 85–91 (2004).
8. Taniguchi, Y. & Shioya, Y. Superwind model of extended Ly α emitters at high redshift. *Astrophys. J.* **532**, 13–16 (2000).
9. Fardal, M. A. et al. Cooling radiation and the Ly α luminosity of forming galaxies. *Astrophys. J.* **562**, 605–617 (2001).
10. Chapman, S. C. et al. Submillimeter imaging of a proto-cluster at $z=3.09$. *Astrophys. J.* **548**, 17–21 (2001).
11. Basu-Zych, A. & Scharf, C. X-ray detection of an obscured active galactic nucleus in a $z=3.09$ radio-quiet Ly α nebula. *Astrophys. J.* **615**, 85–88 (2004).
12. Bacon, R. et al. The SAURON project. I. The panoramic integral-field spectrograph. *Mon. Not. R. Astron. Soc.* **326**, 23–35 (2001).
13. Bower, R. G. et al. Deep SAURON spectral imaging of the diffuse Ly α halo LAB-1 in SSA 22. *Mon. Not. R. Astron. Soc.* **351**, 63–69 (2004).
14. Tenorio-Tagle, G., Silich, S. A., Kunth, D., Terlevich, E. & Terlevich, R. The evolution of superbubbles and the detection of Ly α in star-forming galaxies. *Mon. Not. R. Astron. Soc.* **309**, 332–342 (1999).
15. Mas-Hesse, J. M. et al. Ly α emission in starbursts: implications for galaxies at high redshift. *Astrophys. J.* **598**, 858–877 (2003).
16. Sutherland, R. S. & Dopita, M. A. Cooling functions for low-density astrophysical plasmas. *Astrophys. J. Suppl.* **88**, 253–327 (1993).
17. Binette, L., Kurk, J. D., Villar-Martín, M., Röttgering, H. J. A. A vestige low metallicity gas shell surrounding the radio galaxy 0943-242 at $z=2.92$. *Astron. Astrophys.* **356**, 23–32 (2000).
18. Rocca-Volmerange, B., Le Borge, D., De Breuck, C., Fioc, M. & Moy, E. The radio galaxy K-z relation: The $10^{12} M_{\odot}$ mass limit. *Astron. Astrophys.* **415**, 931–940 (2004).
19. Neufeld, D. A. The transfer of resonance-line radiation in static astrophysical media. *Astrophys. J.* **350**, 216–241 (1990).
20. Steidel, C. C. The properties of absorption-line selected high-redshift galaxies. The Environment and Evolution of Galaxies (eds Shull, J. M. & Thronson H. A.) 263–294 (Kluwer Academic, Dordrecht, 1993).
21. Boissier, S., Péroux, C. & Pettini, M. Damped Lyman α systems and disc galaxies: number density, column density distribution and gas density. *Mon. Not. R. Astron. Soc. Lett.* **338**, 131–140 (2003).
22. Davé, R., Hernquist, L., Katz, N. & Weinberg, D. H. The low-redshift Lyman α forest in cold dark matter cosmologies. *Astrophys. J.* **511**, 521–545 (1999).
23. Schaye, J. On the relation between high-redshift starburst galaxies and damped Ly α absorption systems. *Astrophys. J.* **559**, 1–4 (2001).

Acknowledgements. We thank the SAURON team for supporting this programme, together with E. Emsellem, E. Jourdeuil and ING staff for support on La Palma. The construction of SAURON was financed by contributions from AS-TRON/NWO, the Institut des Sciences de l'Univers, the Université Claude Bernard Lyon-I, the universities of Durham and Leiden, The British Council, PPARC, and NOVA. R.J.W. and R.G.B. acknowledge support from PPARC, and R.G.B. also thanks the Leverhulme Foundation. J.G. is supported by the Euro3D research training network.

Competing interests statement. The authors declare that they have no competing financial interests.

Correspondence and requests for materials should be addressed to RJW (e-mail: r.j.wilman@durham.ac.uk).