

On the distribution of the modulation frequencies of RR Lyrae stars

Johanna Jurcsik¹, Béla Szeidl¹, Andrea Nagy¹, and Ádám Sódor¹

¹ Konkoly Observatory of the Hungarian Academy of Sciences
P.O. Box 67, H-1525 Budapest, Hungary
jurcsik,szeidl,nagya,sodor@konkoly.hu

Abstract

For the first time connection between the pulsation and modulation properties of RR Lyrae stars has been detected. Based on the available data it is found that the possible range of the modulation frequencies, i.e. the possible maximum value of the modulation frequency depends on the pulsation frequency. Short period variables ($P < 0.4$ d) can have modulation period as short as some days, while longer period variables ($P > 0.6$ d) always exhibit modulation with $P_{mod} > 20$ d. We interpret this tendency with the equality of the modulation period with the surface rotation period, because similar distribution of the rotational periods is expected if an upper limit of the total angular momentum of stars leaving the RGB exists. The distribution of the projected rotational velocities of red and blue horizontal branch stars at different temperatures shows a similar behaviour as v_{rot} derived for RR Lyrae stars from their modulation periods. This common behaviour gives reason to identify the modulation period with the rotational period of the modulated RR Lyrae stars.

Stars: variables: RR Lyr – Stars: oscillations – Stars: horizontal-branch

1 Introduction

Different type modulations, which appear as close frequency component(s) in the vicinity of the radial mode frequency in the Fourier spectrum of RR Lyrae stars, seem to be a common property of both fundamental and first overtone variables. The classical Blazhko (BL) phenomenon is just one special case when the spectrum is characterized by equidistant triplets at the frequencies of the radial mode and its harmonics. Modulation manifests in doublet (ν_1) and non-equidistant triplet (ν_2) structure of the Fourier spectrum, as well.

The transition between the different type modulations seems to be, however, continuous. The strong asymmetry of the amplitudes of the side frequencies of the triplets as seen in many Blazhko stars, indicates that one of the side peaks may even vanish to the noise level. In this case doublet structure of the spectrum is detected. Though, according to our present knowledge, it cannot be excluded for sure that different physics govern the different types of modulation, a natural expectation is trying to find first a common explanation of the phenomenon. Nonradial modes triggered by resonance effects or magnetic field seem to be the most promising solution for the modulation. For a recent detailed summary of the problems of the

theoretical explanations of the Blazhko effect see e.g., the Introduction in Dziembowski & Mizerski (2004).

All attempts to find any connection between the pulsation and modulation properties of RR Lyrae stars have been yet failed. To find the correct answer of the modulation such a relation would be of great importance. Its benefit would be also to control the reality of model predictions.

In this short note we have made a new attempt to find such a relation. Our recent observations at Konkoly Observatory led to the unexpected discovery of extreme short modulation periods of RR Geminorum and SS Cancri. This fact directed our interest to the distribution of the modulation frequencies.

2 The data

We have collected all the available data on the observed modulations of RR Lyrae stars. The large surveys (MACHO, OGLE) distinguish between the different types of modulation based on the structure of the Fourier spectrum of the stars. Variables exhibiting doublet structure in their spectra (ν_1 variables) are most probably a special, border-line case of those showing the equidistant triplet characteristics of the classical Blazhko behaviour. The actually observed characteristics of the spectrum may be seriously affected by data length, distribution, S/N etc. For an example, MACHO-9.4632.731 was classified as an RR1 variable in Alcock et. al (2000) from 6.5 years long 'r' data. According to the revision of the Alcock et. al (2000) results utilizing the 8-year 'b' band MACHO data (Nagy & Kovács, 2005) the spectrum of this star shows in fact asymmetric triplet structure. However, even in the 8 years of 'r' data, because of its worse S/N properties, instead of a triplet seen in the 'b' residual spectrum, only ν_1 , doublet structure can be resolved (see Fig. 1).

We have also checked the public MACHO database for hidden triplet structure of the residual spectra of some of the fundamental mode ν_1 variables classified in Alcock et. al (2003). Fig. 2 shows two examples that these stars are also intrinsically classical Blazhko variables showing triplets in their spectra. The complete revision of the modulation properties of e.g. the MACHO RR Lyrae stars is, however, far beyond the scope of this note. We would only like to stress that somewhat better S/N statistics, more data, different treatment of filtering, etc., can lead to a different classification of the modulation. Thus it can be supposed, that hidden triplet structure of the ν_1 variables may probably be a common property. In Jurcsik et al. (2005a) we have also shown a similar example. The extended data (N=3000) of RR Gem show symmetric triplets, while analyzing only 1000 datapoints, the residual spectrum becomes strongly asymmetric, indicating that with even a bit worse noise statistics, only one modulation component could have been detected. (For comparison, MACHO data are typically of 800 – 1000 measurements / star.)

The modulation of the BL and ν_1 variables can be characterized by a single modulation period. As our interest is focused on the distribution of the modulation periods, we restrict the data involved to these variables. Variables exhibiting modulations with different periodicities (ν_2 variables)

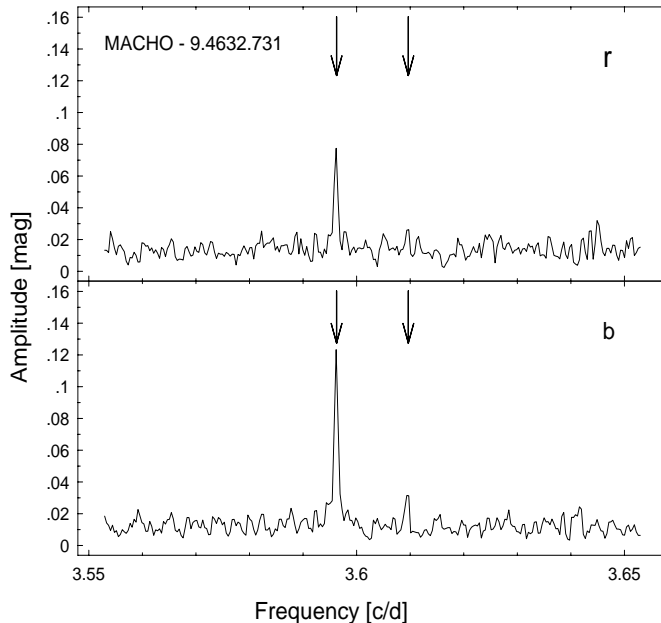


Figure 1: Amplitude spectra of the prewhitened 'r' (top), and 'b' (bottom) data of MACHO-9.4332.731, an RR1 star with $f_1 = 3.60295$ c/d pulsation frequency. This stars was classified as a non-modulated RR1 variable in Alcock et al. (2000). The residual spectrum of the 8-year 'r' data shows one modulation peak at the short frequency side of the removed pulsation frequency (i.e, doublet, ν_1 spectrum), while in the 'b' data modulation components both at the shorter and the longer frequency sides (equidistant triplet, BL spectrum) are evident.

are quite rare, and might represent an indeed different type of modulation behaviour.

The list of galactic field Blazhko stars (Smith, 1995, Table 5.2) has been completed with new data given in Table 1. In some globular clusters (M5, M55, M68, NGC 6362, and ω Cen) first overtone variables showing frequency doublets or triplets has been identified (Olech et al., 1999a,b; Walker, 1994; Olech et al., 2001; Clement & Rowe, 2000). V12 in M55 shows definite ν_2 characteristics, thus it is not involved in this study. V5 in M68 though clearly shows unstable light curve, its data have not been analyzed by Walker (1994). Using those data we have found that the modulation period of this star is 7.45 d (frequency separation $\Delta f = 0.134$ c/d).

Data of variables in the LMC, galactic bulge, and Sagittarius dwarf galaxy and its field were taken from Alcock et al. (2000), Alcock et al.

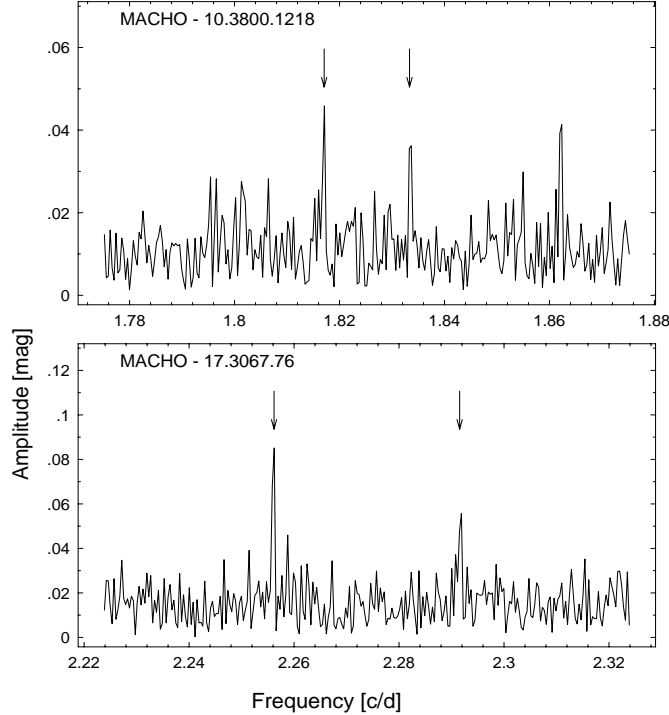


Figure 2: *Amplitude spectra of the residuals (after the removal of the fundamental mode pulsation) of two RR0 stars classified as BL1 (ν_1) variables in Alcock et al. (2003) using MACHO V data. MACHO-10.3800.1218 (top panel) shows in fact not only an equidistant triplet but also another modulation component with larger frequency separation.*

(2003), Moskalik & Poretti (2003), and Cseresnjes (2001), respectively. The modulation frequency has been defined as the frequency separation of the radial mode and the other close frequency appearing in the spectra. The sign of the separation, i.e., that the modulation peak appears at shorter or longer frequency than that of the pulsation, has not been taken into account.

Three objects have been eliminated from the sample. WY Dra has been removed from Smith’s list of Blazhko stars, as we have found no convincing evidence of its modulation either from the reanalysis of Chis et al (1975) $O - C$ and M_{max} data, or according to the NSVS photometry (Wozniak et. al., 2004). We have found that MACHO 6.6212.1121 is not a modulated fundamental mode variable, but is a superposition of two RRab stars with 0.601390535 d and 0.5602746 d periods, respectively. Its spectrum shows the harmonics of both components up to the 4., 5. order, instead of showing modulation components at the same distance

Table 1: Complementary list of galactic field Blazhko variables with known modulation periods

Star	$P_{puls.}$ [d]	$P_{mod.}$ [d]	ref.
ASAS 81933-2358.2	0.2856	8.1	Antipin & Jurcsik (2005)
SS Cnc	0.3673	5.3	Jurcsik et al. (2005b)
RR Gem	0.3973	7.2	Jurcsik et al. (2005a)
V442 Her	0.4421	> 700	Schmidt & Lee (2000)
GSC 6730-0109	0.4480	26	Wils & Greaves (2004)
AH Leo	0.4663	29	Phillips & Gay (2004)
UX Tri	0.4669	43.7	Achterbert & Husar (2001)
FM Per	0.4893	122	Lee & Schmidt (2001a)
GV And	0.5281	32	Lee et al. (2002)
NSV 8170	0.5510	38.4	Khruslov (2005)
DR And	0.5631	57.5	Lee & Schmidt (2001b)

of one of the components and its harmonics. It is a relatively bright RR Lyrae ($\bar{V} = 19.059$ mag, the magnitude range of the bulk of the LMC RRab stars is 19.0 – 19.6 mag) which supports our solution. Another star excluded from the sample is vs4f114, a galactic field star in the area of the Sagittarius dwarf galaxy. The period of this star (0.227 d) is anomalously short for an RRc star. As its distance is not known, we suppose that it is rather a multimode high amplitude δ Sct star. The omission of this object has, however, no effect on the results.

Alltogether data of 894 RR Lyrae stars which show single periodic modulation are utilized (815 fundamental mode, 79 first overtone variables). The pulsation frequencies of the first overtone variables were fundamentalized in order to obtain a homogeneous sample.

3 Distribution of the shortest modulation frequencies

Investigating the distribution of the modulation frequencies at different pulsation frequencies we have found that, instead of a uniform distribution, the possible range of the modulation frequencies are wider towards larger pulsation frequencies. The larger the pulsation frequency is, the larger the modulation frequency can be. This tendency does not mean that there would be a correlation between the two frequencies, as the modulation frequencies fill uniformly the 0 – 0.04 c/d range for the large majority of RRab stars with 1.6 – 2.2 c/d pulsation frequency, i.e, the typical modulation period is usually longer than 25 days. The shortest modulation period variables, however, do not follow this uniform distribution, instead, their modulation period is the shorter, the shorter their pulsation period is. This tendency, that the shortest period modulation can be observed among the shortest period variables is equally evident in

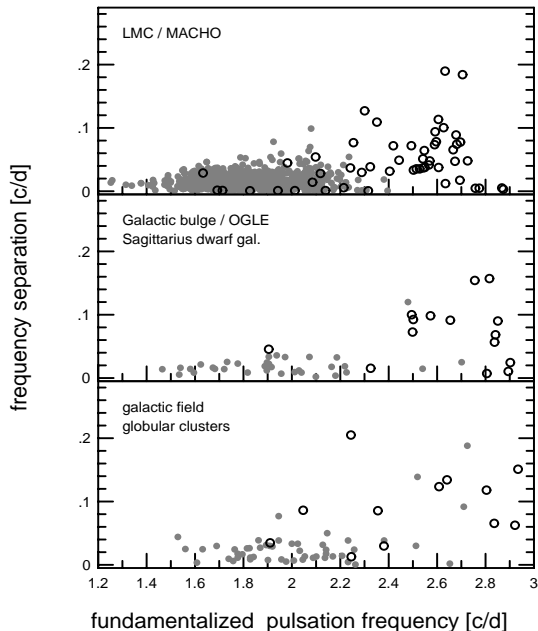


Figure 3: *The modulation frequencies (frequency separation) versus the pulsation frequency (fundamentalized for first overtone variables) of the different samples of modulated RR Lyrae stars. Gray dots are for fundamental mode, while open circles denote first overtone variables. Each plot indicates clearly that short period modulation exists only in case of shorter period variables. The envelope of the data indicates that the shorter the period of the pulsation is the shorter the period of the modulation can be.*

the different samples of the data, as shown in Fig. 3, and Fig. 4.

We have checked the modulation frequency distributions of RRab and RRc stars separately. Data were divided into a) bins of equal width and b) bins of equal number of stars. The largest modulation frequencies, and the means of the 2, and 3 largest modulation frequencies in each bin are plotted in Fig. 5. Error weighted linear fits to the data are also shown. V104 in M5 has been omitted from the fits, because as discussed in the next paragraph, there may arise some doubt about its classification as a modulated RR Lyrae star. The fitted lines for the shortest modulation period RRab and RRc stars agree within the uncertainty limits in each case, proving that the pulsation frequency dependence of the shortest modulation periods is the same for fundamental and first overtone variables.

The united sample of all the 894 RR Lyrae shown in Fig. 6 defines the limiting modulation frequency value as a linear function of the pulsation frequency according to : $\text{MAX}(f_{mod}) = 0.125f_0 - 0.142$. This relation is indicated by a dotted line in Fig. 6. There is only one outlier with too large modulation frequency, V104 in M5. This star has been already

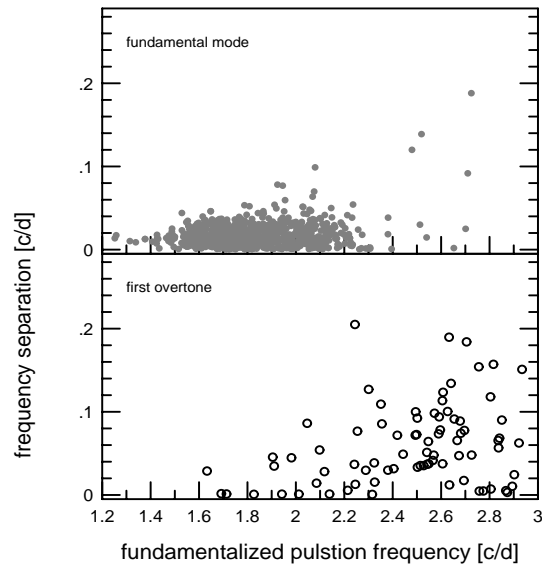


Figure 4: *The same as Fig 3, but the 815 fundamental mode and the 79 first overtone RR Lyrae stars are shown in separate plots. Again, both plots show, that the frequency of the pulsation defines the possible range of the modulation frequencies.*

classified as a possible double mode variable (Reid, 1996), W UMa type (Drissen & Shara, 1998), and as an RRc with two close frequencies (Olech et al., 1999b) allowing some suspect that its frequency solution used is indeed correct.

The connection found between the possible range of the modulation frequencies and the pulsation frequency is the first direct link between the pulsation and modulation properties of RR Lyrae stars. As any idea which try to explain the modulation connects it somehow to the rotation of the star, we suspect that the detected relation reflects also the rotational properties of the stars. In order to check this possibility, we compared the data of RR Lyrae stars with projected rotational velocity ($v \sin i$) observations of field blue and red horizontal branch stars (BHB, RHB). To do so, we applied a crude transformation on the pulsation and modulation frequency data to get statistically valid temperature and rotational velocity values. The pulsation period was converted to temperature assuming that fundamental mode variables with the shortest periods have $T_{eff} = 7500$ K temperature while the longest period ones are at $T_{eff} = 5500$ K (i.e., $\log T_{eff} = 3.97 - 0.289P_0$). The rotational velocity was derived from the $P_0\sqrt{\rho} = 0.038$ pulsation equation assuming uniform $M = 0.55 M_{SUN}$ mass of the stars and that the observed modulation frequency (frequency separation) corresponds to the rotational period. It can be easily seen that these approximations lead to a simple form of v_{rot} , namely $v_{rot} = 362f_{mod} \times f_0^{-2/3}$.

Projected rotational velocities of field BHB and RHB stars are taken

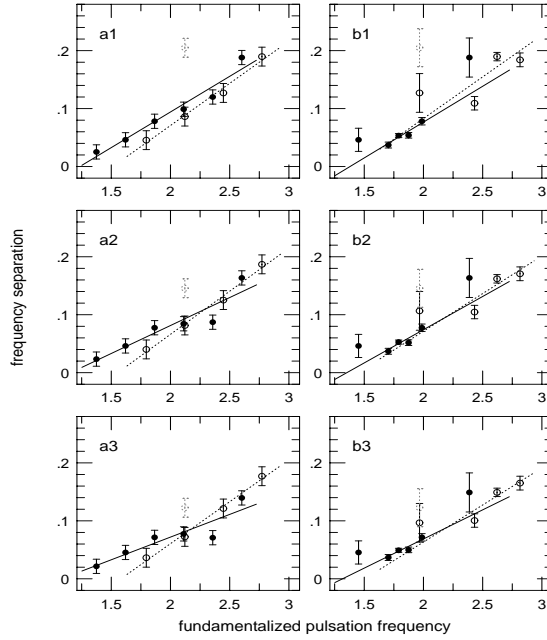


Figure 5: *Distribution of the modulation frequencies of the 1, 2, and 3, (from top to bottom) variables with the shortest modulation periods. Filled and open circles correspond to the RRab and the RRC samples shown in Fig. 4, respectively. RRC sample including V104/M5 are shown by gray symbols. In the left panels bins are of equal widths (6 bins for RRab and 4 for RRC stars), while in the right panels of equal number of stars (136 for RRab, 20 for RRC stars). Error bars indicate bin width, as because of the unknown intrinsic distribution of the pulsation and modulation periods and the different biases affecting the samples used, a real estimate of the errors is impossible. Weighted linear fits to data (excluding V104/M5) are shown. In each plot the linear fits to the RRab and RRC data agree within the uncertainty limits, proving that the distribution of the shortest modulation period variables is the same for fundamental and first overtone variables.*

from Behr (2003b), Carney et al. (2003) and Kinman et al. (2000). For stars with multiple $v \sin i$ measurements, the mean of the published values were considered. Rotational properties of globular cluster BHB stars were studied, among others, by Behr (2003a), and Peterson et al. (1995). These are the only studies where both temperature and $v \sin i$ data are available for BHB stars, therefore globular cluster data are taken from these sources.

Fig. 8 in Behr (2003b), and Fig. 5 in Recio-Blanco (2004) indicate already that the maximum possible $v \sin i$ of both BHB and RHB stars show a temperature dependence, the hotter stars can rotate faster both in the $3.7 < \log T < 3.77$ RHB and in the $3.87 < \log T < 4.00$ BHB temperature ranges.

The similar dependence of the possible largest rotational velocity val-

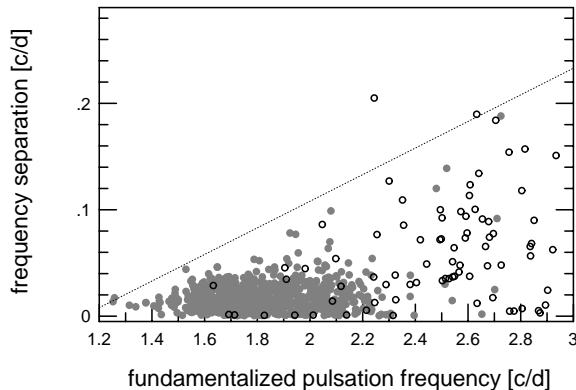


Figure 6: *The observed frequency separation versus the pulsation frequency for RR Lyrae stars with known modulation frequencies are plotted. Gray dots denote fundamental, open circles first overtone (with fundamentalized period) variables. Except one outlier (V104/M5), the joint sample traces out a linear envelope for the possible modulation frequency as a function of the pulsation frequency.*

ues on the temperature as shown for BHB, RR Lyrae and RHB stars in Fig. 7 gives a convincing proof of our assumption that the modulation periods of RR Lyrae stars equal to their rotational period.

Behr (2003b) has already noticed the temperature dependence of the $v \sin i$ of RHB stars and connected it to a fixed value of the total angular momentum on the horizontal branch. The combined sample of BHB, RR Lyrae and RHB stars points to that, there may be a common upper limit of the total angular momentum of HB stars, most probably due to the mass/angular momentum loss of these stars during the termination of their RGB evolution.

4 Concluding remarks

In this note we have shown that the possible range of the modulation periods of RR Lyrae stars depends on the pulsation period, i.e., on the physical properties of the stars. The hotter, smaller, short period ($P < 0.45$ d) variables' modulation period can be as short as some days, while for the cooler, larger, long period ($P > 0.6$ d) variables the modulation period cannot be shorter than ~ 20 d. This behaviour can be explained by a unique maximum value and a similar distribution of the angular momentum of the stars at different temperatures on the horizontal branch. The distribution of the projected rotational velocity measurements of RHB and BHB stars is a strong confirmation of the validity of this idea.

Though rotation has been connected to the modulation periods of RR Lyrae stars already in many theoretical works, no direct evidence of rotation of RR Lyrae stars has yet been found. Peterson et al. (1996)

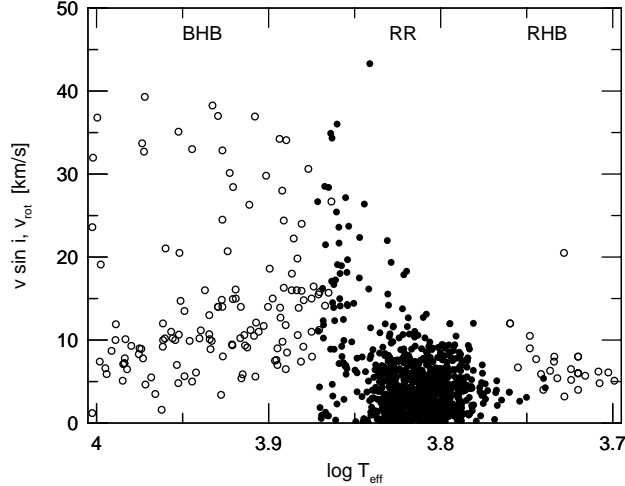


Figure 7: *The observed rotational properties ($v \sin i$) of field blue and red horizontal branch stars (BHB, RHB – open circles) and rotational velocities of RR Lyrae stars (dots), – assuming that the detected modulation frequency corresponds to the surface rotational velocity of the star –, are plotted versus $\log T_{\text{eff}}$. The three samples follow the same trend, the hotter the stars are the higher their rotational velocity can be. There are one RHB star (HD 195636) and one globular cluster RR Lyrae star (V104/M5) with rotational velocity in excess to the global tendency defined by the three samples. The same trend of the projected rotational velocities of BHB and RHB stars as seen from the modulation periods of RR Lyrae stars is the first direct evidence that the modulation period reflects, indeed, the rotational period of the stars.*

gave an upper limit $v \sin i < 10$ km/s for each of the RR Lyrae stars they studied. The shortest known modulation period galactic RRab stars are SS Cnc, RR Gem, AH Cam, and Z CVn. The rotational velocities of AH Cam, and Z CVn are about 21 and 14 km/s assuming 4.5, and 6.5 R_{SUN} radius, respectively (according to their periods), and applying the simple formula $v_{\text{rot}}[\text{km/s}] = 50R[\text{R}_{\text{SUN}}] \times f_{\text{rot}}[1/\text{d}]$. The rotational velocities of RR Gem and SS Cnc would be 30 – 40 km/s. For all these stars Peterson et al. (1996) found $v \sin i < 10$ km/s.

The similar behaviour of the rotational properties of RHB, BHB and RR Lyrae stars as shown in Fig. 7 is a direct evidence that the modulation period reflects, indeed, the rotational period of RR Lyrae stars. We suggest that the contradiction between the predicted and observed values of the rotational velocities arises from projection effect, the modulation period corresponds to the true v_{rot} of the stars, while $v \sin i$ is spectroscopically observed. The very small modulation amplitudes of RR Gem and SS Cnc support this explanation. A circumspect spectroscopic analyses of the line broadenings of the modulated RR Lyrae stars would be anyway of great importance in solving the mystery of the Blazhko phenomenon.

Acknowledgements. This research has made use of the SIMBAD database, operated at CDS Strasbourg, France. The financial support of OTKA grants T-043504, T-046207 and T-048961 is acknowledged. This paper utilizes public domain data obtained by the MACHO Project, jointly funded by the US Department of Energy through the University of California, Lawrence Livermore National Laboratory under contract No. W-7405-Eng-48, by the National Science Foundation through the Center for Particle Astrophysics of the University of California under cooperative agreement AST-8809616, and by the Mount Stromlo and Siding Spring Observatory, part of the Australian National University. This publication makes use also of the data from the Northern Sky Variability Survey created jointly by the Los Alamos National Laboratory and University of Michigan. The NSVS was funded by the Department of Energy, the National Aeronautics and Space Administration, and the National Science Foundation.

REFERENCES

- Achterberg, H., & Husar, D. 2001 , *IBVS*, **No. 5210**.
 Alcock, C., et al. 2000 , *Astrophys. J.*, **542**, 257.
 Alcock, C., et al. 2003 , *Astrophys. J.*, **598**, 597.
 Antipin, S. & Jurcsik, J. 2005 , *IBVS*, **No. 5632**.
 Behr, B. B. 2003a , *Astrophys. J. Suppl. Ser.*, **149**, 67.
 Behr, B. B. 2003b , *Astrophys. J. Suppl. Ser.*, **149**, 101.
 Carney, B. W., Latham, D. W., Stefanik, R. P., Laird, J. B., & Morse, J. A. 2003 , *Astron. J.*, **125**, 293.
 Chis, D., Chis, G., & Mihoc, I. 1975 , *IBVS*, **No. 960**.
 Clement, C., & Rowe, J. 2000 , *Astron. J.*, **120**, 1579.
 Cseresnjes, P. 2001 , *Astron. Astrophys.*, **375**, 909.
 Drissen, L., & Shara, M. M. 1998 , *Astron. J.*, **115**, 725.
 Dziembowski, W. A. & Mizerski, T. 2004 , *Acta Astron.*, **54**, 363.
 Jurcsik, J., Sódor, Á., Váradi, M., Szeidl, B., et al. 2005a , *Astron. Astrophys.*, **430**, 1049.
 Jurcsik, J. et al. 2005b , *in preparation* .
 Khruslov, A. V. 2005 , *IBVS*, **No. 5699**.
 Kinman, T., Castelli, F., Cacciari, C., Bragaglia, A., Harmer, D., & Waldes, F. 2000 , *Astron. Astrophys.*, **364**, 102.
 Lee, K. M., & Schmidt, E. G. 2001a , *P.A.S.P.*, **113**, 835.
 Lee, K. M., & Schmidt, E. G. 2001b , *P.A.S.P.*, **113**, 1140.
 Lee, K. M., Schmidt, E. G., & Tanga, S. T. 2002 , *P.A.S.P.*, **114**, 546.
 Moskalik, P., & Poretti, E. 2003 , *Astron. Astrophys.*, **398**, 213.
 Nagy, A., & Kovács, G. 2005 , *in preparation* , .
 Olech, A., Kaluzny, J., Thompson, I. B., Pych, W., Krzeminski, W., & Schwarzenberg-Czerny, A. 1999a , *Astron. J.*, **118**, 442.
 Olech, A., Wozniak, P. R., Alard, C., Kaluzny, J., & Thompson, I. B. 1999b , *MNRAS*, **310**, 759.
 Olech, A., Kaluzny, J., Thompson, I. B., Pych, W., Krzeminski, W., & Schwarzenberg-Czerny, A. 2001 , *MNRAS*, **321**, 421.
 Peterson, R. C., Rood, T. R., & Crocker, D. A. 1995 , *Astrophys. J.*, **453**, 214.
 Peterson, R. C., Carney, B. W., & Latham, D. W. 1996 , *Astrophys. J.*, **465**, L47.
 Phillips, J., & Gay, P.L. 2004 , *AAS*, **205**, 5404.
 Recio-Blanco, A., Piotto, G., Aparicio, A., & Renzini, A. 2004 , *Astron. Astrophys.*, **417**, 597.

- Reid, N. 1996 , *MNRAS*, **278**, 367.
Schmidt, E. G., & Lee, K. M. 2000 , *P.A.S.P.*, **112**, 1262.
Smith, H. A. 1995 , *RR Lyrae Stars*, (**Cambridge Univ. Press**).
Walker, A. 1994 , *Astron. J.*, **108**, 555.
Wils, P., & Greaves, J. 2004 , *IBVS*, **No. 5491**.
Woźniak, P. R., Vestrand, W. T., Akerlof, C. W., et. al 2004 , *Astron. J.*, **127**, 2436.