

The clustering of the luminosities of optical afterglows of long Gamma Ray Bursts

M. Nardini^{1,2}, G. Ghisellini¹, G. Ghirlanda¹, F. Tavecchio¹, C. Firmani^{1,3}, D. Lazzati⁴

¹ Osservatorio Astronomico di Brera, via Bianchi 46, I-23807 Merate, Italy.

² Univ. di Milano–Bicocca, P.za della Scienza 3, I-20126, Milano, Italy.

³ Instituto de Astronomía, U.N.A.M., A.P. 70-264, 04510, México, D.F., México

⁴ JILA, University of Colorado, Boulder, CO 80309-0440, USA

Received 2005

Abstract. We studied the optical afterglows of the 24 pre–SWIFT Gamma–Ray Bursts with known spectroscopic redshift and published estimates of the optical extinction in the source frame. We find an unexpected clustering of the optical afterglow luminosities measured 12 hours (source frame time) after the trigger. For 21 out of 24 bursts, the distribution of the optical luminosities is narrower than the distribution of the X–ray luminosities, and even narrower than the distribution of the ratio between the monochromatic optical luminosities and the total isotropic emitted prompt energy. Three bursts stand apart from the distribution of the other sources, being underluminous by a factor ~ 15 . We compare this result with the somewhat analogous result concerning the luminosity of the X–ray afterglows studied by Gendre & Boër. For all our GRBs we construct the optical to X–ray spectral energy distribution. For all but a minority of them, the optical and the X–ray emissions are consistent with being produced by the same radiation process. We discuss our results in the framework of the “standard” external shock synchrotron model. Finally, we consider the behavior of the first GRBs of known redshifts detected by SWIFT. We find that these SWIFT GRBs entirely confirm our findings.

Key words. Gamma rays: bursts — Radiation mechanisms: non-thermal — X-rays: general

1. Introduction

The most common approach to directly compare the afterglow emission of different bursts, is to compute the light curves in the observer reference frame, in terms of their *fluxes* vs the *observed* time t_{obs} . However, when the redshift is known, a more fruitful approach is to compare the light curves of the *luminosities* of different bursts, using the rest frame time $t_{\text{RF}} = t_{\text{obs}}/(1+z)$. Although such attempts have already been done in the past (see, e.g. Gendre & Boër 2005, hereafter GB05; Kumar & Piran 2000) they concerned mainly the X–ray luminosities of relatively small samples of GRBs, and not the optical luminosities

(but see Berger et al. 2005 for a study of the first SWIFT bursts).

From these earlier studies (see also Piran et al. 2000) it appeared that the X–ray afterglow luminosities (calculated at the same time in the rest frame) were characterized by a smaller dispersion than the dispersion of the total energies radiated during the prompt emission (but see Berger, Kulkarni & Frail 2003 for a different conclusion). In addition, Boër & Gendre (2000) and GB05 found that the X–ray afterglow luminosities showed

the tendency to cluster into two groups (different by a factor ~ 30 in luminosity) with a small dispersion within each group.

These authors tried also to draw conclusions from the optical luminosity but were not successful because the absorption was largely unknown at that time, and because of a too small sample.

These earlier results prompted us to study the behavior of the optical afterglow luminosities. One of the main initial motivations of our study was the possibility that what it seems to be a “dichotomy” in the X–ray afterglow luminosity could be present also in the optical, therefore helping to understand the problem of the so called “dark” bursts (bursts with a detected X–ray afterglow but no optical detection). Consider also that De Pasquale et al. (2003), comparing GRBs (all with detected X–ray afterglow) with and without optical detection, found that “dark” GRBs tend to be fainter in the X–rays, by a factor ~ 5 in flux at the same observed time. We however expect a dispersion of the optical luminosity (at a given rest frame time) greater than the corresponding dispersion of the X–ray luminosities. Electrons emitting X–rays by the synchrotron process, in fact, likely cool in a dynamical timescale (also several hours after trigger), and this implies (in the standard synchrotron fireball model) that the emitted X–ray emission is insensitive to the density of the external medium producing the external shocks.

On the contrary, it is likely that electrons emitting in the optical do not cool in a dynamical timescale (after about a day since trigger), and therefore the optical emission does depend on the density of the circumburst material. If the dispersion introduced by this effect is not too large, some sort of “dichotomy” could survive, and then could flag the existence of two families of GRBs with two different average afterglow luminosities. Dark GRBs could then be thought to belong to the underluminous family, therefore more difficult to detect, and more so in the optical, if some extinction in the host galaxy is present.

The results presented in the following are instead quite puzzling, since, contrary to the simple expectations mentioned above, the optical afterglow luminosities show a degree of clustering which is tighter than that shown by the X-ray afterglow luminosities. We indeed find an indication (albeit still weak, due to the small statistics) of a dichotomy in the optical luminosity distributions. But, more intriguingly, we find an unexpected optical luminosity clustering of the large majority of the bursts analyzed by us (21 out of 24). In order to understand it, we have constructed, for all GRBs of our sample, the optical to X-rays Spectral Energy Distribution (SED) at a given time, assembling spectral information contained in the multiband photometry in the optical and the X-ray continuum spectra. This allows to see if both the optical and the X-ray fluxes are consistent with being produced by a single electron population by the synchrotron process, or if there is some indications of X-ray fluxes being produced by an additional component (i.e. a possible emergent inverse Compton flux in the X-ray band), being possibly responsible for the larger dispersion of X-ray luminosities with respect to the optical ones. As we will show, this is not the case for most of the sources.

We also consider
in Section 5

the burst detected by SWIFT and for which the redshift is known. All of them but GRB 050401, GRB 050525 and GRB 050730 lack information about the optical absorption in their hosts. With this caveat, we calculate their optical luminosities and find that they are consistent with the clustering properties of the other bursts. Instead, we find that, on average, they are more powerful in X-rays with respect to the pre-SWIFT bursts and therefore they broaden the X-ray luminosity distribution.

We finally discuss these results in the framework of the standard fireball external shocks synchrotron scenario, and the possible implications for dark bursts.

Throughout this paper, we adopt a cosmology with $\Omega_M = 0.3$ and $\Omega_\Lambda = h_0 = 0.7$.

2. The sample

To the aim of comparing the rest frame optical luminosities of different GRBs, we applied all the relevant cosmological and extinction corrections to the GRB light curves. In particular, one of our selection criteria is that the absorption A_V^{host} in the host galaxy

is known from the literature.

We have collected from the literature all GRBs of known spectroscopic redshift z , detected optical afterglow, known optical spectral index and known optical extinction in the host rest

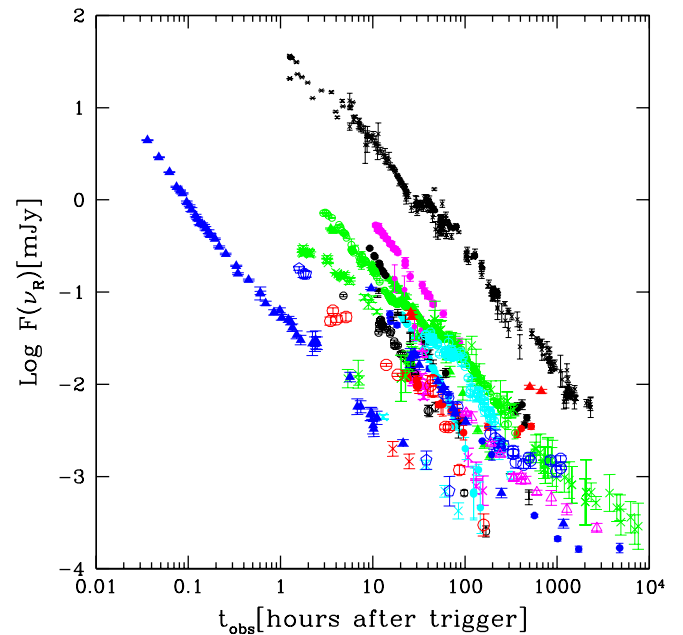


Fig. 1. Light curves in terms of observed fluxes versus observed time since the burst trigger for the 24 GRBs reported in Tab. 1. Fluxes have been corrected only for the galactic extinction. The references for all the plotted data are given in the Appendix.

frame A_V^{host} . The total number of GRBs with measured redshifts is more than 50 (as of July 31st, 2005) and 24 of those fulfill our selection criteria. They are listed in Tab. 1. This list includes 13 out of the 17 GRBs present in the list of GB05. The 4 missing GRBs are: GRB 970228 (for which there is no estimate of A_V^{host}), GRB 000210 and GRB 000214 (with no detected optical afterglow), and GRB 980425 (an anomalous GRB associated with the 1998bw supernova).

In Tab. 1 we report for every GRB of our sample the redshift, the optical spectral index β_o , the galactic absorption A_V^{Gal} (taken from Schlegel (1998) maps except for GRB 011121 for which we report also the values quoted in the corresponding references), the host rest frame absorption A_V^{host} , the absorption $A_{\nu_R(1+z)}^{\text{host}}$ at the rest frame frequency $\nu_R(1+z)$, the extinction and k-corrected monochromatic luminosity L_{ν_R} (at the source frame frequency corresponding to the R band) and the references to the optical spectral index and extinction value.

Fig. 1 shows the behavior of the observed R -band fluxes as a function of the observed time t_{obs} for all bursts listed in Tab. 1. In this figure the fluxes are corrected for the galactic extinction only. In Fig. 2 we show the distribution of the observed fluxes at the same observed time (12 hours after trigger). Fitting the distribution of the observed optical fluxes with a gaussian gives a (logarithmic) dispersion of $\sigma = 0.48$ (see Tab. 2). Note that the gaussian fit is poor, and the real distribution could have an even larger dispersion.

The monochromatic optical luminosities can be calculated from the observed monochromatic flux $F(\nu, t)$, by applying the cosmological spectral and time corrections, as:

$$L(\nu, t) = \frac{4\pi d_L^2 F(\nu, t)}{(1+z)^{1-\beta+\alpha}} \quad (1)$$

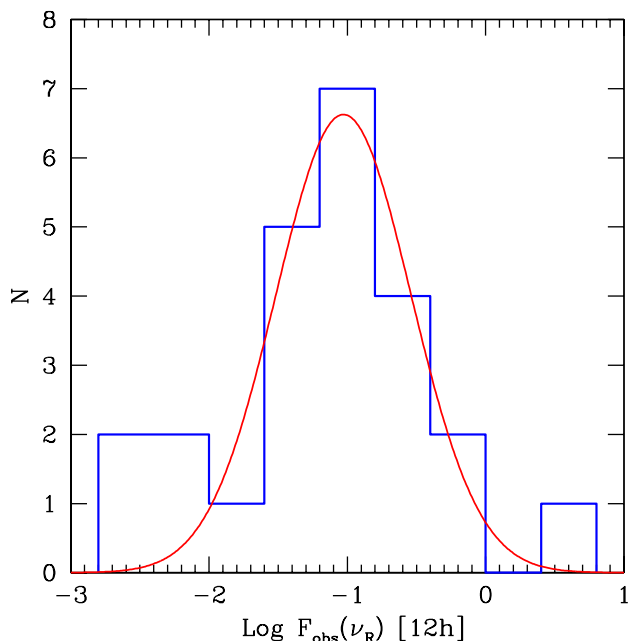


Fig. 2. Histogram of the observed fluxes (in mJy) in the R -band (Cousin system) 12 hours after the trigger (observer frame – from Fig. 1). All fluxes have been corrected for the foreground galactic extinction only. Superimposed to the histogram is a gaussian fit to the data with mean value $\mu = -1.03$ and dispersion $\sigma = 0.48$. Note that the fit is rather poor and most likely underestimates the real width of the distribution.

where d_L is the luminosity distance and we assumed $F(\nu, t) \propto \nu^{-\beta} t^{-\alpha}$. Due to the much denser sampling in the Cousin R band, we have assumed this band as the optical reference band for all the light curves¹. We have then calculated all monochromatic optical luminosities at the rest frame wavelength of 6400 Å (corresponding to the Cousin R filter)².

All luminosities are given at the same rest frame time after trigger, which we choose to be 12 hours. This choice satisfies the following requirements: i) the data sampling is maximized; ii) for the large majority of bursts the jet break has not yet occurred; iii) it allows an easy comparison with the X-ray luminosities calculated by GB05, calculated at the same time. For densely sampled optical light curves, we have directly taken the flux measured at $t_{\text{obs}} = 12(1+z)$ hours. When this flux was not available, we have interpolated between data before and after this time. There are 2 cases (GRB 020813 and GRB 030329) in which a break in the light curve (very likely a jet break) occurs before 12 hours. In these cases we have extrapolated the flux from data before the break time.

The observed flux $F(\nu_R, t)$ is corrected for both galactic and rest frame extinction. We have calculated the A_λ values for the extinction in the burst host galaxies by assuming the extinction curve of the Milky Way (Pei 1992), evaluated at the

¹ We appropriately convert Johnson R magnitudes ($\lambda=6800$ Å) into Cousin magnitudes when data in the former filter are given.

² Note that Eq. (1) is equivalent to Eq. 8 of Lamb & Reichart (2000), who used the comoving distance instead of the luminosity distance used here, and decay and spectral index defined with an opposite sign.

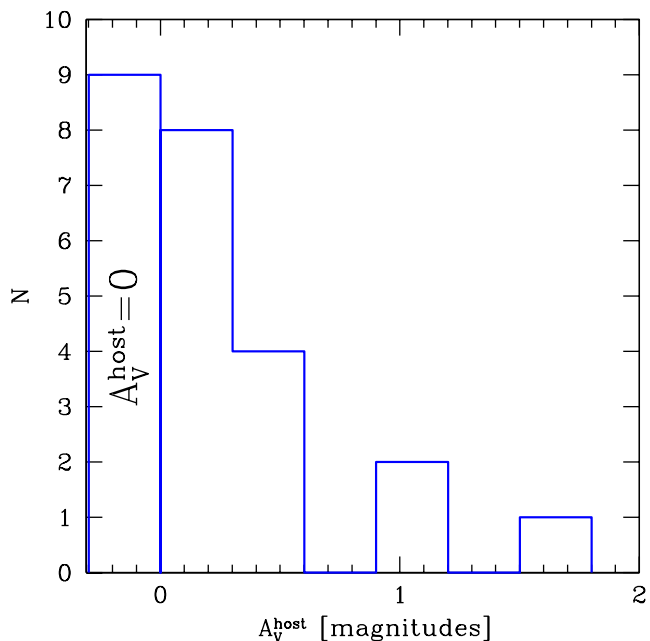


Fig. 3. Histogram of the host absorption values A_V^{host} for the 24 GRBs of Tab. 1. The 9 GRBs in the first bin have an optical spectrum which is consistent with a null host galaxy absorption.

wavelength $\lambda = 6400/(1+z)$ Å (unless specifically stated otherwise in the original reference). There are cases in which different authors find slightly different values for A_V^{host} and for β_o , i.e. the dereddened value of the optical spectral index. There is in fact some degeneracy between these two quantities when the available data are poorly sampled and affected by relatively large uncertainties. In fact, in the large majority of cases, the method used to find the intrinsic extinction is to assume that the spectrum is a power law, and the fit returns the best values of the spectral index and A_V^{host} . The two quantities are however somewhat correlated, since increasing A_V^{host} gives a flatter β . In addition, different results can be obtained by using different extinction curves. Therefore, for completeness, we list in Tab. 1 the different values of A_V^{host} and β_o found by different authors, and the corresponding value of the optical luminosity. The first line of every multiple entry in Tab. 1, corresponds to what we have used for the histograms, for Fig. 4 and for the following analysis. However, one can see that the different values of the extinction and spectral indices do not change the derived luminosities by a large amount. Indeed, the width of the optical luminosity distribution is not affected by these uncertainties. Fig. 3 shows the distribution of the extinction values A_V^{host} in the host. Note that despite the fact that nearly half of the bursts have zero or almost zero host absorption, the extinction correction is crucial to obtain the strong clustering of the optical luminosities shown in Fig. 5. Without this correction, the optical luminosity distribution has a width of $\sigma \sim 0.39$ (see Tab. 2). This is partly due to those GRBs at high redshift, for which even a moderate value of A_V^{host} implies a relatively large absorption at the rest frame frequency $\nu_R(1+z)$.

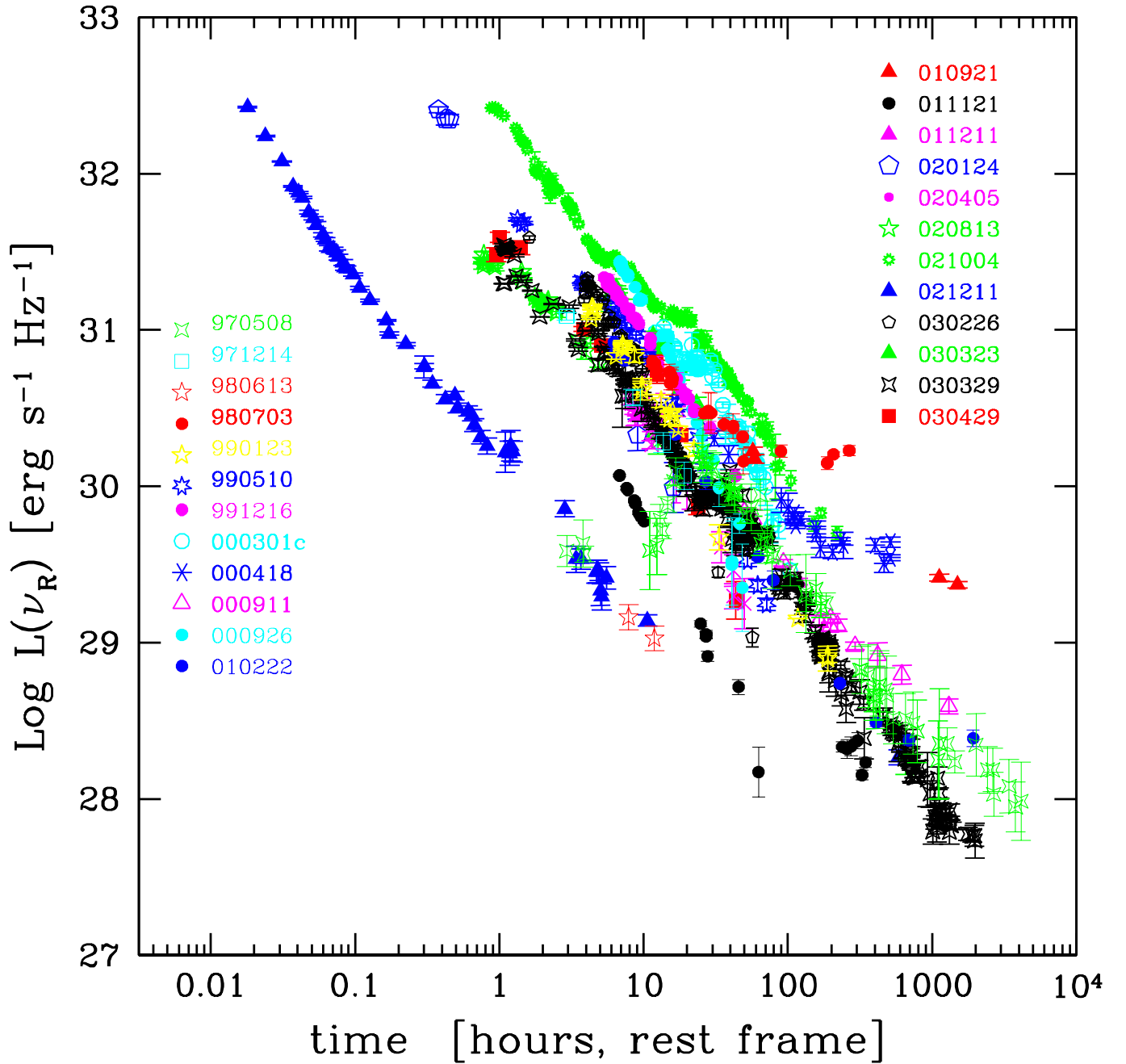


Fig. 4. Light curves of the optical luminosities as a function of the rest frame time. The three underluminous GRBs are labeled. All data have been corrected for extinction (both Galactic and host). The references for the observed magnitudes can be found in the Appendix. The references for the values of the spectral index β and the host galaxy absorption can be found in the caption of Tab. 1.

3. Light curves of the optical luminosities

In Fig. 4 we show the light curves in terms of the optical luminosities in the R -band as a function of the rest frame time. As can be seen, there is a clear clustering of the light curves when corrected for the cosmological and extinction effects with respect to the light curves shown in Fig. 1. Most of the luminosities at 12 h (since trigger) clusters around $\log L_{\nu_R} \sim 30.65$

(see Fig. 5). This is the main result of our paper. There are three exceptions, i.e. GRB 980613, GRB 011121 and GRB 021211, which stand apart from the bulk of the other bursts, being underluminous by a factor ~ 15 with respect to the other GRBs.

Some of the light curves shown in Fig. 4 appear peculiar, in particular:

GRB 970508: the optical light curve of this bursts showed an initial brightening followed, approximately at 1 day, by a normal decay. For this reason we calculated L_{ν_R} at 12 h by extrapolating the light curve from the data above ~ 30 h (rest frame).

Choosing *not* to extrapolate from later times would make this burst to belong to the “underluminous family” for times earlier than 12 hours.

GRB 020813 and GRB 030329: these GRB have an early jet break time (roughly at 4.6 h and 10 h, rest frame, respectively), and we calculate the 12 h luminosity by extrapolating from the light curve before t_{jet} .

Note that choosing *not* to extrapolate from earlier times makes these bursts to remain in the same “luminous burst family”.

Similarly to what we have done with the light curves of the observed fluxes, we can derive the distribution of the monochromatic optical luminosities at 12 h (rest frame) for the bursts of Fig. 4. This is shown in Fig. 5. We note the separation of the 24 GRBs into two groups: the bulk of GRBs (21 objects) which have a 12 h rest frame luminosity distribution spanning less than one order of magnitude, and a second group (3 objects) which appears underluminous by a factor ~ 15 . The first distribution can be well represented by a gaussian with an average luminosity $\langle \log L(\nu_R, 12h) \rangle = 30.65$ and a dispersion $\sigma = 0.28$.

The typical error on $\log L(\nu_R, 12h)$ is around 0.1, much less than the 1σ dispersion of the distribution of this quantity. This error has been estimated by propagating the average error on the observed magnitude (0.1), A_V^{host} (0.13) and β (0.1).

We note that Boër & Gendre (2000) have analyzed the behavior of the optical afterglow of the bursts studied in their paper (8 in total), without applying the dereddening of the extinction of the host (at that time largely unavailable). They did not find any clustering, nor a dichotomy, although (even without correcting for the absorption of the host), they noted that the distribution of the intrinsic optical luminosities was narrower than the distribution of the observed fluxes.

Note that the choice of 12 hours rest frame is not critical for our results, as can be seen in Fig. 4, as long as the chosen time is less than the jet break time for most bursts.

Our result is surprising in many respects, as mentioned in the introduction. We can compare this narrow clustering of the optical luminosity with the distribution of the prompt emission isotropic energy $E_{\gamma, \text{iso}}$ for the same bursts (see Tab. 4). The $\log E_{\gamma, \text{iso}}$ distribution (if fitted with a gaussian) has a much larger dispersion of $\sigma \sim 0.8$ (see Tab. 2). Another unexpected result concerns the distribution of the ratio of $\log[L(\nu_R, 12h)/E_{\gamma, \text{iso}}]$. Since we expect that the afterglow luminosity depends upon the isotropic kinetic energy of the fireball, which should be measured by $E_{\gamma, \text{iso}}$, we naively expect this distribution to have a smaller dispersion than either the $\log L(\nu_R)$ or the $\log E_{\gamma, \text{iso}}$ distribution. Instead, the $\log[L(\nu_R, 12h)/E_{\gamma, \text{iso}}]$ distribution has a dispersion $\sigma = 0.9$, even larger than the dispersion of $\log E_{\gamma, \text{iso}}$.

The three underluminous bursts, (i.e. GRB 980613, 011121, 021211) which seem to form a separate “family” are

Distribution	σ
$\log L(\nu_R)$ @ 12h rest frame	0.28 ^a
$\log L_X$ [4–20 keV], @ 12h rest frame	0.74 ^b
$\log F(\nu_R)$ @ 12h obs frame	0.48
$\log L(\nu_R)$ @ 12h rest frame, no A_V^{host}	0.39 ^{a,c}
$\log E_{\gamma, \text{iso}}$	0.80
$\log[\nu_R F(\nu_R) t_{12h} / \text{Fluence}_{\gamma, \text{iso}}]$	0.93
$\log[\nu_R L(\nu_R) t_{12h} / E_{\gamma, \text{iso}}]$	0.9

Table 2. Width of the distributions of different quantities, according to a Gaussian fit. *a*: considering all bursts but the 3 underluminous ones. *b*: formal result from the fit, but the fit is poor. *c*: optical luminosities have been dereddened only for galactic absorption, no host galaxy extinction has been considered.

more than 4σ dimmer than the majority of bursts. Note that for GRB 011121 and GRB 021211 the two parameters β_o and A_V^{host} have possible different estimates (see Tab. 1). Here we adopted the values reported in the first line of Tab. 1. However, if we consider the other possible choices, the implied $L(\nu_R, 12h)$ would be even smaller, making these two bursts more inconsistent (more than 4.5σ) with the distribution of the bulk of the other GRBs. Instead, for what concerns the GRBs with different estimates of β_o and A_V^{host} that fall in the more populated group, we note that using the other choices would shift their luminosities by less than one σ (except for GRB 980703, for which the shift would be 1.7σ).

The three underluminous bursts do not seem to have any distinguishing property other than their smaller optical luminosities: all three have “normal” optical decays, spectral indices and extinction values. However, note that 2 of these GRBs lies on the faint portion of the X–ray luminosity distribution, see Fig. 6 (for the third there is no X–ray detected afterglow). On the other hand, the faint end of the X–ray luminosity distribution contains also bursts which belong to the “bright” optical family (i.e. GRB 011211 and GRB 030326). Note also that GRB 000210 and GRB 000214, lying at the faint extreme of the X–ray luminosity distribution, are dark bursts.

3.1. Comparison with X–ray afterglow luminosities

GB05, studying the X–ray afterglow light curves, found that the distribution of the rest frame [4–20] keV ³ X–ray luminosities is bimodal, clustering around two values. We have expanded the original list of GB05 by the inclusion of three more GRBs: GRB 020405, GRB 020813, GRB 021004. We have also modified slightly some of the data presented in their original table, as new information is now available for some of the bursts. For this reason we have collected in Tab. 3 the information about the X–ray data, with the appropriate references. With respect to the results obtained by GB05, we find a more continuous dis-

³ The light curves plotted in their Fig. 2 refer to the [2–10] keV band, but they locate all bursts at $z = 1$. Therefore the rest frame energy band is 4–20 keV.

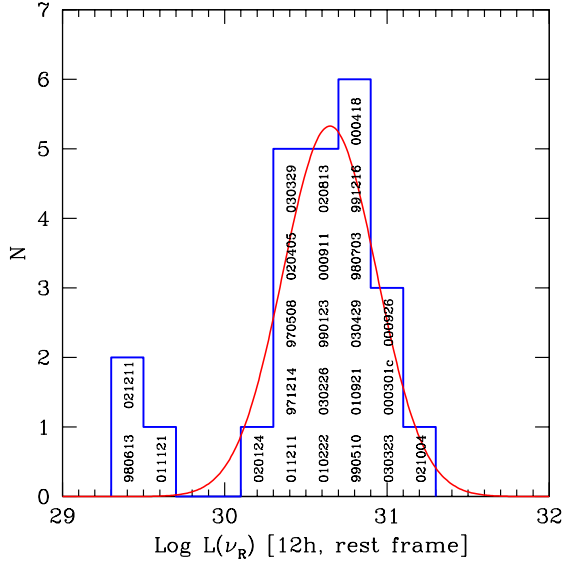


Fig. 5. Histogram of the monochromatic optical luminosities 12 hours (rest frame) after the trigger for the 24 GRBs reported in Tab. 1 and shown in Fig. 4. Data have been dereddened both for galactic and host extinction. The solid red line represents the gaussian fit to the data with mean value $\mu = 30.65$ and dispersion $\sigma = 0.28$.

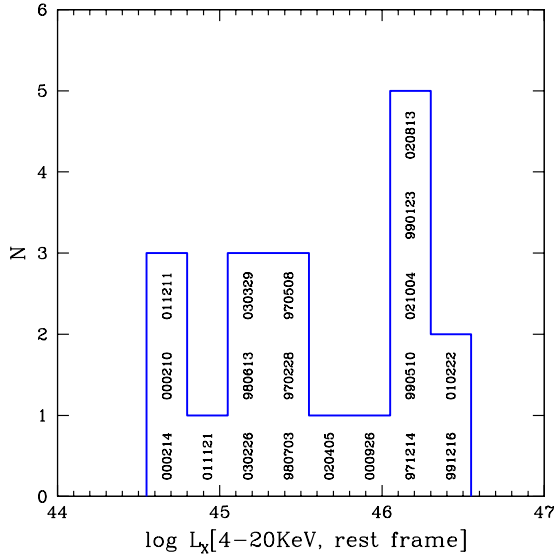


Fig. 6. Histogram of the X-ray luminosities 12 hours (rest frame) after the trigger, calculated in the rest frame band [4–20 keV].

tribution, as can be seen in Fig. 6, without a clear clustering or a clear separation in two GRB “families”.

Fig. 6 shows that the distribution of X-ray luminosities is wider than the distribution of the optical luminosities. A gaussian fit (although poor) gives a dispersion $\sigma = 0.74$ (see Tab. 2).

Fig. 7 shows the monochromatic [2 keV, rest frame] X-ray luminosity as a function of the optical monochromatic luminosities

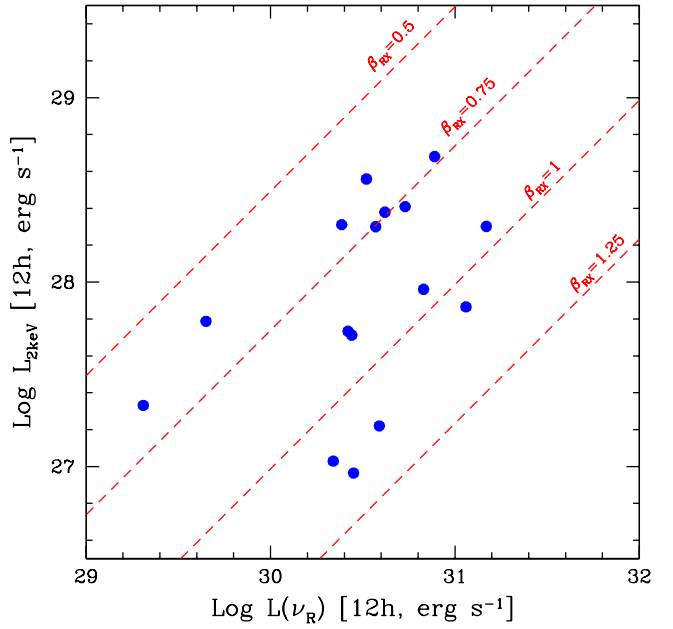


Fig. 7. X-ray monochromatic [2 keV, rest frame] luminosity as a function of the optical monochromatic [R band, rest frame] luminosity at 12 hours after trigger. The dashed lines correspond to different broad band spectral indices β_{RX} as labelled.

ity [R-band] 12 hours after trigger, in the rest frame. Dashed diagonal lines correspond to lines of constant broad band spectral indices β_{RX} between the optical (R-band) and the X-ray (2 keV), defined as

$$\beta_{RX} = \frac{\log(L_{\nu_R}/L_X)}{\log(\nu_X/\nu_R)} \quad (2)$$

This figure shows that bursts that are more luminous in X-rays tend to have flatter β_{RX} spectral indices (and therefore they are relatively less luminous in the optical) and viceversa. There are two exceptions, both belonging to the dim optical family. This behavior (flatter β_{RX} for greater L_X) is a necessary condition for having optical luminosities more clustered than the X-ray ones.

3.2. Comparison with the emitted γ -ray energies

Fig. 8 shows both the optical and the X-ray luminosities as a function of $E_{\gamma,iso}$, the isotropic energy emitted during the prompt phase. There is no correlation in the case of the optical luminosities (top panel), while there is some correlation in the case of X-ray luminosities, albeit not very strong (chance probability $P \sim 3 \times 10^{-3}$). Both quantities (L_x and $E_{\gamma,iso}$), being isotropic quantities, depend on the aperture angle of the jet θ_j . For those GRBs for which we know θ_j (13 objects) we can construct the collimation corrected quantities by multiplying by $(1 - \cos \theta_j)$. After doing that, the correlation between the X-ray luminosity and the γ -ray energy disappears (bottom panel of Fig. 9).

We would have expected the same effect in the case of the optical luminosities, i.e. there should be an apparent correlation

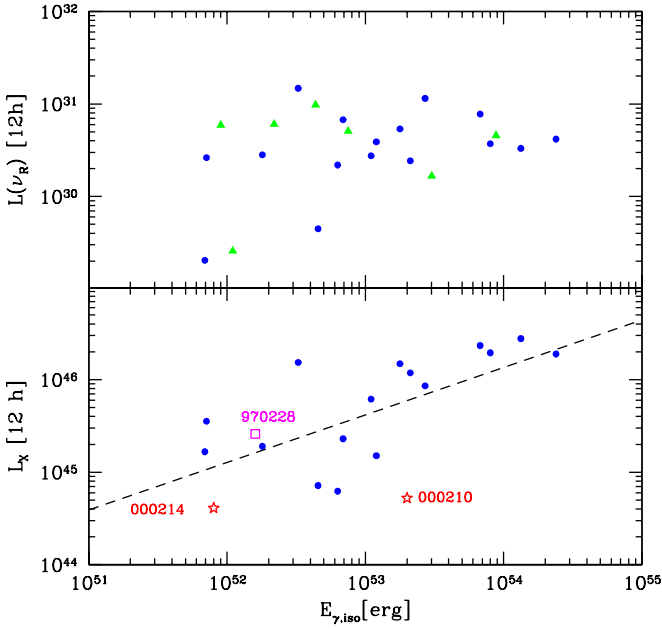


Fig. 8. Optical monochromatic luminosity (top panel) and X–ray [4–20 keV] luminosities (mid panel) at 12 hours after trigger (rest frame time) as a function of the isotropic emitted energy during the prompt phase (integrated between 1 keV and 10 MeV, see Ghirlanda, Ghisellini & Lazzati 2004). Circles corresponds to bursts having both optical and X–ray data. Triangles are GRBs with optical but no X–ray data. Stars are the two GRBs (as labelled) with X–rays but no optical data. We also show GRB 970228, for which there is no information on the amount of extinction in the host (square). The dashed line is the linear regression fit ($\log L_x \propto 0.51 \log E_{\gamma,iso}$), which has a chance probability $P = 3 \times 10^{-3}$.

when considering isotropic quantities, but there is not (upper panel of Fig. 8). Furthermore, the distribution of the collimation corrected optical luminosities becomes not narrower, but slightly *broader* than the distribution of the isotropic luminosities, as can be seen from the upper panel of Fig. 9, which also shows that there is no correlation between the collimation corrected optical luminosities and prompt emitted energies. We have also verified that there is no correlation between the optical or the X–ray luminosity and the spectral peak energy E_{peak} of the prompt emission.

4. Spectral Energy Distributions

Fig. 10 and Fig. 11 show the optical to X–ray Spectral Energy Distribution (SED) for all bursts in our sample. Data are plotted in the rest frame of the source, after being corrected for extinction. In constructing the SED we have considered the optical multiband photometry at a time as consistent as possible with the X–ray observations, requiring the least possible extrapolation from data taken at other times. In some cases (i.e. GRB 030226 and GRB 030329) we plotted two SED for each bursts corresponding to two different observing times or, in the case of GRB 010222, corresponding to two different choices of host

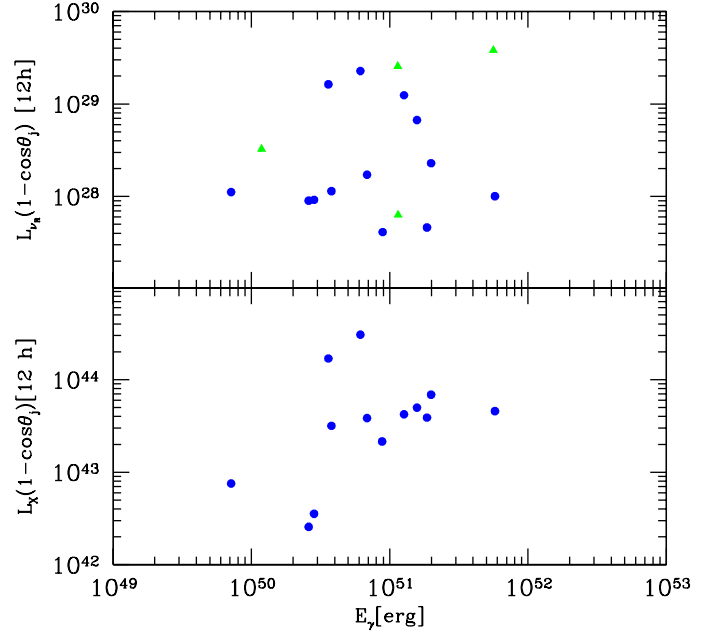


Fig. 9. For those bursts of measured θ_j , we have calculated the collimation corrected afterglow luminosity (top panel: optical; bottom panel: X–ray) at 12 hours after trigger (rest frame time) as a function of the collimation corrected emitted energy during the prompt phase (integrated between 1 keV and 10 MeV, see Ghirlanda, Ghisellini & Lazzati 2004). Symbols as in Fig. 8. Note that there is now no correlation between the optical or the X–ray luminosity and the prompt emitted energy.

GRB	z	$E_{\gamma,iso}$ [erg]	θ_j [deg]
970508	0.835	7.1E51 (0.15)	24.0 (3.3)
971214	3.418	2.11E53 (0.24)	...
980613	1.096	6.9E51 (0.95)	...
980703	0.966	6.9E52 (0.82)	11 (0.8)
990123	1.6	2.39E54 (0.28)	3.98 (0.57)
990510	1.616	1.78E53 (0.19)	3.74 (0.24)
991216	1.02	6.7E53 (0.81)	4.4 (0.6)
000301c	2.067	4.37E52	13.14
000418	1.1181	7.51E52	22.3
000911	1.06	8.8E53 (1.05)	...
000926	2.0375	2.7E53	6.19
010222	1.477	1.33E54 (0.15)	3.03 (0.14)
010921	0.45	9.0E51 (1.0)	...
011121	0.36	4.55E52 (0.54)	...
011211	2.14	6.3E52 (0.7)	5.2 (0.63)
020124	3.198	3.02E53 (0.36)	5.0 (0.3)
020405	0.69	1.1E53 (0.13)	6.4 (1.05)
020813	1.25	8.0E53 (0.96)	2.7 (0.13)
021004	2.3351	3.27e52 (0.4)	8.5 (1.04)
021211	1.004	1.1E52 (0.13)	...
030226	1.986	1.2E53 (0.13)	3.94 (0.49)
030329	0.1685	1.8E52 (0.21)	5.1 (0.4)
030429	2.66	2.19E52 (0.26)	5.96 (1.43)

Table 4. Values of redshift, $E_{\gamma,iso}$ and the semiaperture jet angle θ_j used in Fig. 8. Values taken from Ghirlanda et al. 2004. When present, the values in parenthesis are the errors.

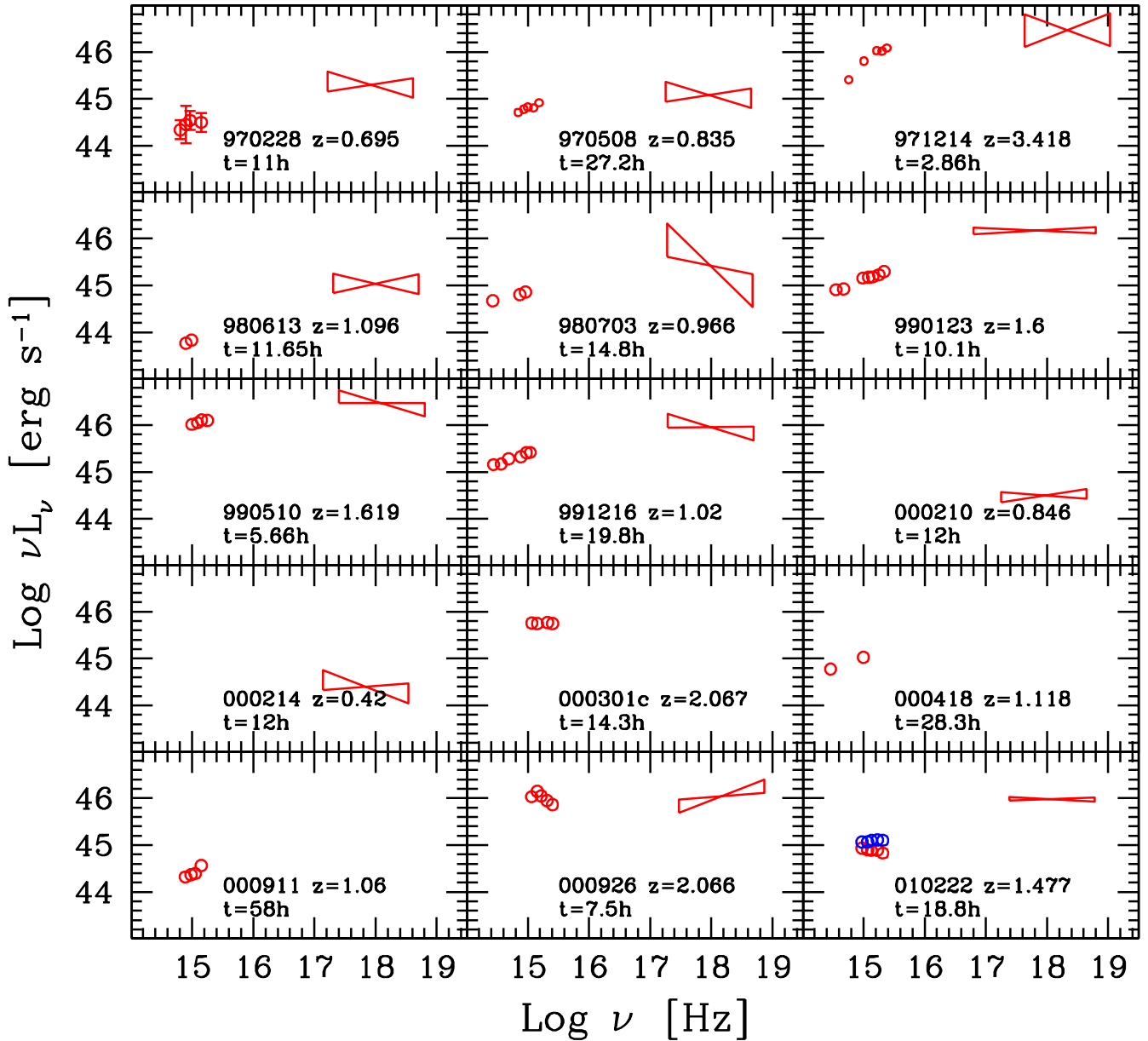


Fig. 10. Optical to X-ray spectral energy distribution for all GRBs in our sample. Data are simultaneous, at the rest frame time labelled in each panel. Sources of data: GRB 970228: optical: Reichart 1999; X-rays: Costa et al. 1997. GRB 970508: Galama et al. 1998; Piro et al. 1998. GRB 971214: Wijers et al. 1999; Stratta et al. 2004. GRB 980613: Hjorth et al. 2002; Costa 1999. GRB 980703: Vreeswijk et al. 1999; De Pasquale et al. 2003. GRB 990123: Galama et al. 1999; Heise et al. 1999. GRB 990510: optical: Harrison et al. 1999; X-rays: Gendre & Boër 2005. GRB 991216: Halpern et al. 2000, Garnavich et al. 2000; Piro et al. 2000. GRB 000210: Piro et al. 2002. GRB 000214: Antonelli et al. 2000. GRB 000301c: Jensen et al. 2001. GRB 000418: Klose et al. 2000. GRB 000911: Masetti et al. 2005. GRB 000926: optical: Fynbo et al. 2001.; X-rays: Gendre & Boër 2005. GRB 010222: optical: Masetti et al. 2001.; X-rays: Gendre & Boër 2005.

galaxy optical extinction. The captions of these figures report the original source of data.

This figure shows that in a large fraction of cases the optical to X-ray data seem to be consistent with being produced by the same emission process. In a minority of cases (GRB 000926, possibly GRB 020405 and the earlier SED of GRB 030226) the optical spectrum is steeper than the X-ray spectrum, sug-

gesting that they are produced by a different component. One obvious possibility is the inverse Compton process dominating the X-ray flux at the observing times. There is finally one case (GRB 020813) where the optical and the X-ray emission smoothly join, but the peak of the overall SED lies above the X-ray band. To summarize:

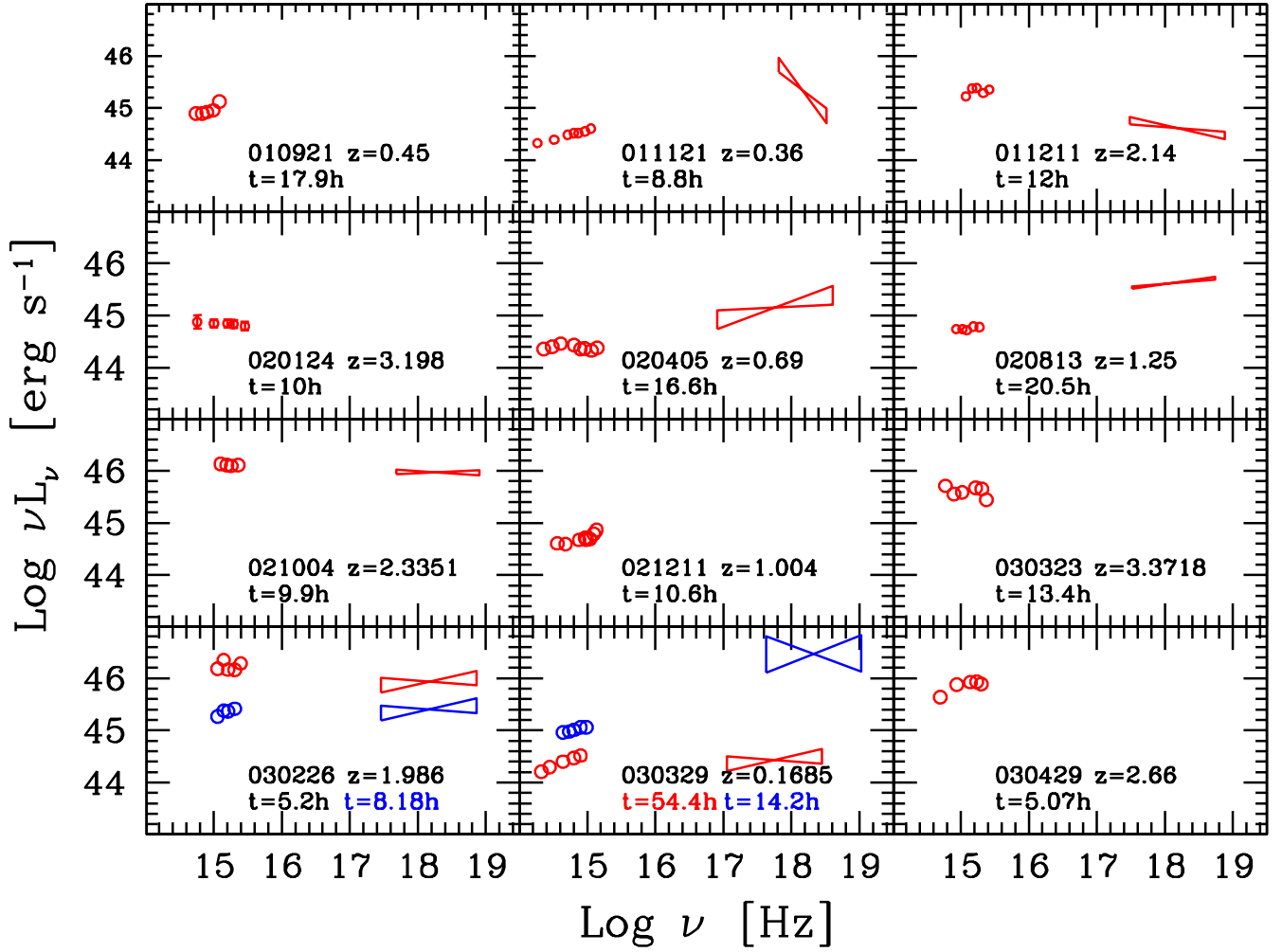


Fig. 11. Optical to X-ray spectral energy distribution for all GRBs in our sample. Data are simultaneous, at the rest frame time labelled in each panel. Sources of data: GRB 010921: Price et al. 2002. GRB 011121: optical: Garnavich et al. 2003; X-rays: Gendre & Boër 2005. GRB 020124: Hjorth et al. 2003. GRB 020405: Masetti et al. 2003; Mirabal et al. 2003. GRB 020813: optical: Covino et al. 2003; X-rays: Butler et al. 2003. GRB 021004: optical: Pandey et al. 2003; X-rays: Butler et al. 2003. GRB 021211: Nysewander et al. 2005. GRB 030323: Vreeswijk et al. 2004. GRB 030226: optical: Pandey et al. 2004; X-rays: Gendre & Boër 2005. GRB 030329: optical: Bloom et al. 2004; Matheson et al. 2003; X-rays: Gendre & Boër 2005. GRB 030429: Jakobsson et al. 2004.

- Of the 27 SED of GRBs shown, 17 have both optical and X-rays (note that we now include GRB 970228), 2 have only the X-ray data (GRB 000210 and GRB 000214) and 8 have only the optical data (GRB 000301c; GRB 000418; GRB 000911; GRB 010921; GRB 020124; GRB 021211; GRB 030323; GRB 030429).
- In 13 out of 17 cases, the extrapolated optical and X-ray spectra join smoothly, indicating a common (synchrotron) origin by a population of electrons characterized by an energy break (flatter at low energies and steeper at high energies, as expected in the case of incomplete cooling).
- Of the remaining 4, GRB 000926 shows a steep optical and a flat X-ray spectrum, suggesting that the X-ray flux has a non-synchrotron origin. The same (but less extreme) behavior characterizes the SED of GRB 020405 and the early

time SED of GRB 030226. The SED of GRB 010222 is somewhat difficult to classify, since the optical spectrum could smoothly join the X-ray one if the absorption is slightly underestimated. Note that GRB 000926 and GRB 010222 are the two bursts lying in between the two groups of X-ray luminosities identified by GB05.

- Of the 13 “normal synchrotron” SEDs, in 11 cases the νL_ν peak, ν_{peak} , is between the optical and the X-ray band or in the X-ray band. The uncertain cases are due to the relatively large uncertainties of the X-ray slope, which are often characterized by a spectral index close to unity (i.e. flat in νL_ν). In GRB 021004 ν_{peak} could be in the IR band, but the overall spectrum is nearly flat in νL_ν . In GRB 020813 ν_{peak} is above the X-ray range.

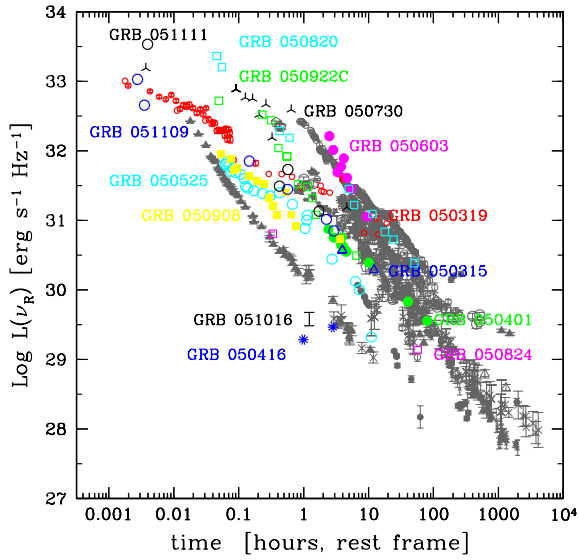


Fig. 12. In this figure we superposed the light curves of the optical luminosities in the rest frame of the 14 GRBs detected by SWIFT with enough photometric data to the light curves already shown in figure 4 (grey dots). The luminosities of all SWIFT GRBs are corrected only for the galactic absorption, except for GRB 050401, for which $A_V^{\text{host}} = 0.67$ (Watson et al., 2005), GRB 050525, for which $A_V^{\text{host}} = 0.25 \pm 0.15$ (Blustin et al. 2005) and GRB 050730 for which $A_V^{\text{host}} \sim 0$ (Starling et al. 2005). The SWIFT GRBs luminosities have been k -corrected assuming a common spectral index $\beta = 1$. The names of the SWIFT GRBs are given near their light curves.

5. SWIFT bursts

At the time of writing (November 2005), there are 18 long GRBs detected by SWIFT for which the redshift has been spectroscopically determined. We list them in Table 5, together with their redshifts, galactic extinction, and, when possible, the calculated optical luminosities (at 12 hours rest frame). We also list the X-ray luminosities calculated in the (rest frame) 4–20 keV band, 12 hours after trigger.

We alert the reader that for all these GRBs but GRB 050401, GRB 050525 and GRB 050730 there are no information yet about the optical extinction in the rest frame of the source. Therefore the listed value of $L(\nu_R)$ is not corrected for extinction in the rest frame, and is k -corrected assuming $\beta = 1$ (except for GRB 050401, for which we used $A_V^{\text{host}} = 0.67$ and $\beta = 0.5$ (Watson et al., 2005) GRB 050525, for which we used the values given in Blustin et al. 2005. For GRB 050730 Starling et al. (2005) give a measured value of $\beta = 1$). The optical light curves the 14 SWIFT bursts with redshift are shown in Fig. 12, superposed to the light curves (green or light grey symbols) of the other bursts. For the remaining 4 SWIFT bursts with known redshift we could not find enough information in the literature for plotting their light curve. In Fig. 13 we show the histogram of the optical luminosities after the addition of the 14 SWIFT bursts for which we could calculate this quantity. As can be seen, although the behavior of the light curve of

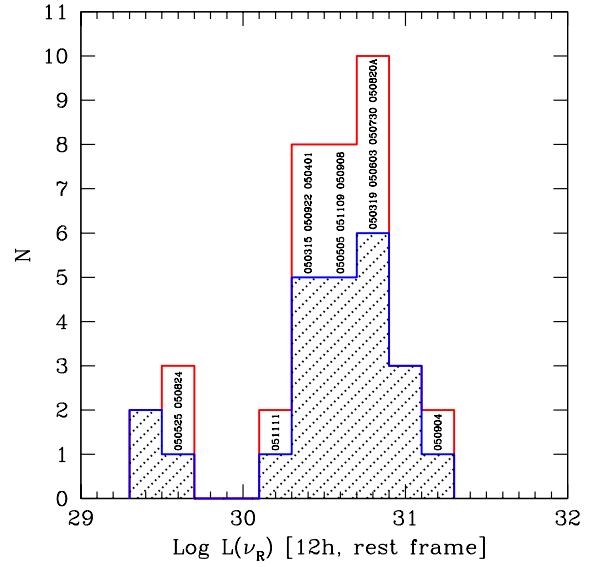


Fig. 13. In this histogram we added (to the histogram shown in Fig. 5), the monochromatic optical luminosities 12 hours (rest frame) after the trigger of the 14 GRBs discovered by SWIFT whose intrinsic luminosities could be calculated from the photometric data. We caution the reader that the optical luminosities of all SWIFT bursts (except GRB 050401, GRB 050525 and GRB 050730) are uncorrected for the host galaxy absorption and are k -corrected assuming a the same optical spectral index ($\beta = 1$) for all bursts (except GRB 050401, GRB 050525 and GRB 050730).

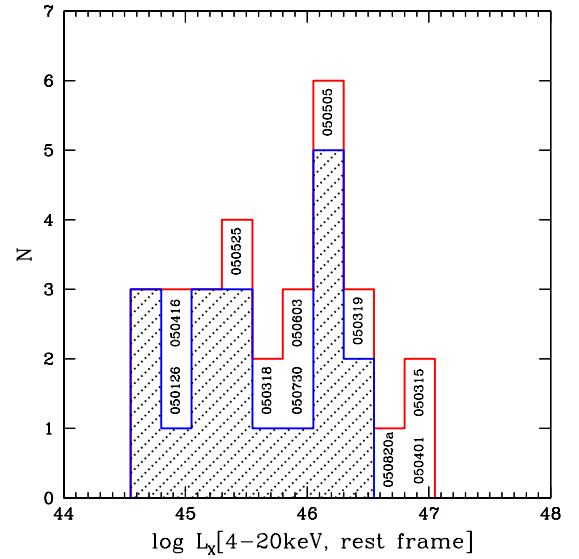


Fig. 14. In this histogram we added (to the histogram shown in Fig. 6), the X-ray [4–20 keV] luminosities 12 hours (rest frame) after the trigger of the 11 GRBs discovered by SWIFT whose intrinsic luminosities could be calculated from the data found in Nousek et al. (2005; for GRB 050730, see Perri et al. 2005; for GRB 050820, see Page et al. 2005).

some of the SWIFT bursts is peculiar, their $L(\nu_R)$ at 12 hours is entirely consistent with the distribution found previously.

The X–ray luminosity distribution with the addition of these SWIFT bursts is shown in Fig. 14. Note that the SWIFT bursts appear, on average, more luminous in X–rays than the pre–SWIFT bursts. This is likely due to the fact that the average redshift of SWIFT bursts is somewhat larger than the average redshift of the other bursts. ($\langle z \rangle = 2.3 \pm 1.3$ for the bursts listed in Tab. 5 vs $\langle z \rangle = 1.5 \pm 0.9$ for the bursts listed in Tab. 4.)

We conclude that the indications coming from the first SWIFT bursts with known redshift are strongly confirming the picture presented in this paper. Despite the difference in average redshift, and despite the broadening of the X–ray luminosity distribution, the clustering of the large majority of the optical luminosities is confirmed. In addition, the SWIFT bursts also confirm the existence of a dichotomy of the optical luminosity distribution, with the presence of an underluminous family.

6. Discussion

The main results of our study is the finding of a clustering of the optical luminosities of the afterglows of GRBs. That is, bursts with widely different isotropic gamma–ray emitted energies are nevertheless similar in their optical output.

This result is unexpected for several reasons: i) The optical luminosities, for the time of interests, do not dominate the bolometric radiated output; ii) Contrary to the X–ray frequencies, likely to be above the cooling frequency ν_c , the optical frequencies are likely to be smaller than ν_c . This is confirmed by the simultaneous SED shown in Fig. 10 and Fig. 11. This implies that the optical emission does depend on the density of the interstellar medium, n . A range in the values of n should then contribute to increase the dispersion of the optical luminosities. iii) Similarly to the X–ray luminosities, also L_{opt} depends from the product of $E_{k,\text{iso}}$ and a function of the equipartition parameters ϵ_e and ϵ_B . The observed clustering implies a corresponding “clustering” of the values of the isotropic kinetic energy and of the equipartition parameters.

6.1. The “standard” external shock synchrotron model

In order to understand what observed, we should investigate the implications of these two facts: i) for the majority of bursts ν_c is between the optical and the X–ray band after a few hours (to a day) from trigger; ii) the distribution of the optical luminosities is narrower than the distribution of X–ray luminosities. We here very briefly discuss these facts in the framework of the standard external shock synchrotron model

As previously noted by Panaitescu & Kumar (2000, 2001, 2002) having ν_c between the optical and X–ray bands a day after the trigger implies a relatively small value of ϵ_B (and n). For convenience, we report here Eq. 27 (for homogeneous ISM

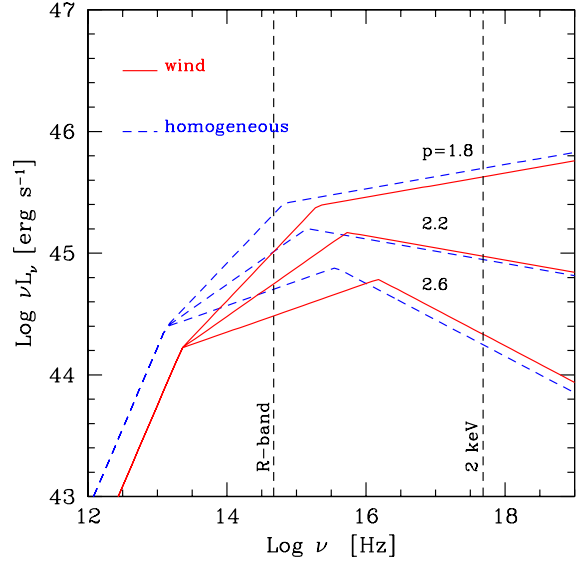


Fig. 15. Examples of spectra calculated using the prescriptions of Panaitescu & Kumar 2000, at 12 hours after trigger. Dashed lines corresponds to a homogeneous ISM case (with density $n = 1 \text{ cm}^{-3}$); solid lines to a wind profile of the density (with $\dot{M} = 3 \times 10^{-6} M_{\odot} \text{ yr}^{-1}$ and wind velocity $v = 10^3 \text{ km s}^{-1}$. The models differ for the assumed values of p (as labelled).

density) and Eq. 28 (for a r^{-2} wind profile) of Panaitescu & Kumar (2000) for ν_c :

$$\nu_c = 3.7 \times 10^{14} E_{53}^{-1/2} n^{-1} (Y + 1)^{-2} \epsilon_{B,-2}^{-3/2} t_d^{-1/2} \text{ Hz} \quad (3)$$

$$\nu_c = 3.4 \times 10^{14} E_{53}^{1/2} A_*^{-2} (Y + 1)^{-2} \epsilon_{B,-2}^{-3/2} t_d^{1/2} \text{ Hz} \quad (4)$$

where the notation $Q = 10^x Q_x$ is adopted. E is the isotropic kinetic energy of the fireball, t_d is the time after trigger measured in days and Y is the Comptonization parameter. For the wind case it is assumed that $n(r) = Ar^{-2}$ and A_* is the value of A when setting $\dot{M} = 10^{-5} M_{\odot} \text{ yr}^{-1}$ and a wind velocity $v = 10^3 \text{ km s}^{-1}$. From the above equations, values of ν_c close to 10^{16} Hz require $\epsilon_B \sim 10^{-3}$ or less. The possible dependence of ν_c from the slope of the electron energy distribution is hidden in the $(Y + 1)$ term. This term is important if ϵ_B is below some critical value (see discussion in Panaitescu & Kumar 2000).

In order to find the simplest possible reason for the clustering of the optical luminosities, we used again the analytical prescriptions of Panaitescu & Kumar (2000) to construct light curves and spectra at a given time. Fig. 15 shows some examples of spectra calculated at 12 hours after trigger, assuming for all cases the same kinetic energy ($E = 10^{53} \text{ erg}$), the same $\epsilon_B = 10^{-3}$ value, the same $\epsilon_e = 10^{-1}$, and external density ($n = 1 \text{ cm}^{-3}$ for the homogeneous ISM case and $\dot{M} = 3 \times 10^{-6} M_{\odot} \text{ yr}^{-1}$ and $v = 10^3 \text{ km s}^{-1}$ for the wind case). What changes is only the slope of the electron distribution p . As can be seen we indeed obtain in this case that the optical luminosities are distributed in a much narrower range than the X–ray luminosities. This is due to the fact that the cooling frequency changes when changing p as a result of Compton

losses being important, decreasing for smaller p . Note also that this is true both for the homogeneous and the wind case.

We stress that this example is only illustrative, and it does not pretend to give an exhaustive explanation of our results, since there can be other solutions in which more than one parameter is changing. Keeping this in mind, the observed clustering of the optical luminosities would then require that the kinetic (isotropically equivalent) energy is distributed in a narrow range, as are the equipartition parameters. Furthermore, ϵ_B (and/or the density n) should be small, and the Compton Y parameter relatively large.

6.2. Dark Bursts

Our results can help to understand why a significant fraction of bursts with detected X-ray afterglows are not detected in the optical, even now in the SWIFT era, which allows a very fast reaction and optical observations both onboard through UVOT and on ground through several robotic telescopes. Although our samples is still limited, it appears that there is a family of optically underluminous objects (dimmer by an order of magnitude with respect to the average luminosity of the main family). This bursts are the obvious candidates to be missed in the optical, especially in the presence of absorption in the host galaxy (Nardini et al. in prep.).

We can wonder if these GRBs appear underluminous because of an underestimation of the intrinsic absorption. In this respect, we note that for GRB 011121 three different authors are all estimating a null value of A_V^{host} , while they differ somewhat for the value of the galactic extinction. To be conservative, we have taken the largest value of those. For GRB 021211, there are two estimates of A_V^{host} , and we used the conservative choice, taking the largest value. For GRB 980613 there is only one estimate of A_V^{host} , but a constraint on the maximum possible value of A_V^{host} comes from its SED. From Fig. 10 it can be seen that the optical luminosity of this bursts cannot be larger than a factor of ten from what is plotted, if we require a smooth joining of the extrapolated optical/X-ray spectra. This would barely bring this burst to the faint end of the luminous family. However, in this case the SED would appear anomalous, because the peak of the spectrum would be in the optical-near-UV (contrary to the majority of the other bursts), and the optical spectral index resulting from such a large correction would be flatter than $\beta_o = 0.5$, again in contrast with the other bursts.

We do not know yet if these few underluminous bursts are the tip of the iceberg of a much more numerous populations, and we do not know the corresponding spread in luminosities. We believe that SWIFT will clarify this point.

7. Conclusions

The main results of our study are:

- The optical luminosities of GRB afterglows, calculated at the same rest frame time, show an unexpected tight clustering, with most (21/24) of the optical luminosities spanning less than one order of magnitude around a mean value of $\log L_{\nu_R} = 30.65$.

- A minority (3/24) of GRBs form a separate dimmer family, with an optical luminosity one order of magnitude less than the one of the more numerous family.
- These results have been obtained considering all bursts with known redshift and optical extinction in the host galaxy, but the inclusion of the recently detected SWIFT bursts (of still unknown extinction in the host) is fully consistent with these findings, and reinforces them.
- The optical luminosity distribution appears narrower than the X-ray luminosity distribution of the same bursts, calculated at the same rest frame time.
- The isotropic optical luminosities are not correlated with $E_{\gamma, \text{iso}}$.
- The X-ray isotropic luminosity correlates (even if not strongly) with the isotropic prompt emitted energy $E_{\gamma, \text{iso}}$, but this is simply due to the dependence of both quantities on the aperture angle of the jet. The collimation corrected prompt energy and X-ray luminosity are not correlated.
- The optical to X-ray SEDs of our bursts show that for most of the objects the entire observed emission is due to the same (synchrotron) process (after several hours to a day after trigger, rest frame time). In a νL_ν plot, the peak frequency lies in between the optical and the X-ray bands. The peak frequency can be identified with the cooling frequency.
- Our results are quite unexpected, and their interpretation is not obvious. One possibility points towards the importance of changing the slope of the electron energy distribution, while the other parameters are more constant.

Acknowledgements. We thank the Italian MIUR for founding (Cofin grant 2003020775_002).

8. Appendix

References for the data plotted in Fig. 1 and Fig. 4.

- GRB 970508: Garcia et al., 1998; Sokolov et al., 1998; Vietri et al., 1998.
- GRB 971214: Diercks et al., 1998.
- GRB 980613: Hjorth et al., 2002.
- GRB 980703: Bloom et al., 1998, Castro-Tirado et al., 1999, Vreeswijk et al., 1999.
- GRB 990123: Odewahn et al., 1999, (IAUC 7094); Zhu et al., 1999, (IAUC 7095); Zhu et al., 1999, (GCN 204); Lachaume et al., 1999, (IAUC 7096); Ofek et al., 1999, (GCN 210); Maury et al., 1999, (IAUC 7099); Garnavich et al., 1999, (GCN 215); Masetti et al., 1999, (GCN 233); Sagar et al., 1999, (GCN 227); Yadigaroglu et al., 1999, (GCN 242); Veillet, 1999, (GCN 253); Veillet, 1999, (GCN260).
- GRB 990510: Harrison et al., 1999; Israel et al., 1999.
- GRB 991216: Garnavich et al., 2000; Halpern et al., 2000.
- GRB 000301c: Jensen et al., 2001; Bhargavi et al., 2000.
- GRB 000418: Berger et al., 2001.
- GRB 000911: Price et al., 2002; Lazzati et al., 2001; Masetti et al., 2005.
- GRB 000926: Fynbo et al., 2001; Price et al., 2001.
- GRB 010222: Galama et al., 2003.

- GRB 010921: Price et al., 2002, ApJ, 571, L121.
- GRB 011121: Greiner et al., 2003; Garnavich et al., 2003.
- GRB 011211: Jakobsson et al., 2003.
- GRB 020124: Hjorth et al., 2003; Berger et al., 2002.
- GRB 020405: Price et al., 2002, (GCN 1326); Price et al. 2002 (GCN 1333); Gal–Yam et al., 2002, (GCN 1335); Hjorth, 2002, (GCN 1336).
- GRB 020813: Laursen & Stanek, 2003; Urata et al., 2003; Li et al., 2003.
- GRB 021004: Bersier et al., 2003; Pandey et al., 2003; Holland et al., 2003.
- GRB 021211: Holland et al., 2004; Pandey et al., 2003; Li et al., 2003, b; Fox et al., 2003.
- GRB 030323: Vreeswijk, et al., 2004.
- GRB 030226: Klose S. et al., 2004; Pandey et al., 2004.
- GRB 030329: Lipkin et al., 2004; Torii et al., 2003; Torii, 2003, (GCN 1986); Rykoff, 2003, (GCN 1995); Gal–Yam, 2003, (GCN 1999); Klose et al., 2003, (GCN 2000); Burenin et al., 2003, (GCN 2001); Lipunov et al., 2003, (GCN 2002); Martini et al., 2003, (GCN 2012); Masi et al., 2003, (GCN 2016); Halpern et al., 2003, (GCN 2021); Zharikov et al., 2003, (GCN 2022); Burenin et al., 2003, (GCN 2024); Rumyantsev et al, 2003, (GCN 2028); Klose et al., 2003, (GCN 2029); Bartolini et al., 2003, (GCN 2030); Lipkin et al., 2003, (GCN 2034); Stanek et al., 2003, (GCN 2041); Lipkin et al., 2003, (GCN 2045); Burenin et al., 2003, (GCN 2046); Zeh et al., 2003, (GCN 2048); Lipkin et al., 2003, (GCN 2049); Burenin et al., 2003, (GCN 2051); Burenin et al., 2003, (GCN 2054); Fitzgerald et al., 2003, (GCN 2056); Price, 2003, (GCN 2058); Lipkin et al., 2003, (GCN 2060); Li et al., 2003, (GCN 2063); Pavlenko et al., 2003, (GCN 2067); Fitzgerald et al., 2003, (GCN 2070); Price et al., 2003 (GCN 2071); Cantiello et al., 2003, (GCN 2074); Zharikov et al., 2003, (GCN 2075); Ibrahimov et al., 2003, (GCN 2077); Burenin et al., 2003, (GCN 2079); Sato et al., 2003, (GCN 2080); Pavlenko et al., 2003, (GCN 2083); Ibrahimov et al., 2003, (GCN 2084); Khamitov et al., 2003, (GCN 2094); Lee et al., 2003, (GCN 2096); Pavlenko et al., 2003, (GCN 2097); Ibrahimov et al., 2003, (GCN 2098); Urata et al., 2003, (GCN 2106); Khamitov et al., 2003, (GCN 2108); Lyuty et al., 2003, (GCN 2113); Suzuki et al., 2003, (GCN 2116); Khamitov et al., 2003, (GCN 2119); Rumyantsev et al., 2003, (GCN 2146); Ibrahimov et al., 2003, (GCN 2160); Zharikov et al., 2003, (GCN 2171); Semkov, 2003, (GCN 2179); Ibrahimov et al., 2003, (GCN 2191); Kindt, et al., (GCN 2193); Khamitov et al., 2003, (GCN 2198); Ibrahimov et al., 2003, (GCN 2219); Pizzichini at al., 2003, (GCN 2228); Stanek et al., 2003 (GCN 2244); Stanek et al., 2003, (GCN 2259); Burenin et al., 2003, (GCN 2260); Zharikov et al., 2003, (GCN 2265); Ibrahimov et al., 2003, (GCN 2288); Khamitov et al., 2003, (GCN 2299).
- GRB 030429; Jakobsson et al., 2004.
- Bartolini, G., Guarnieri, A., Piccioni, A., Gavazzi, G., Gualandi, R., Pizzichini, G., Ferrero, P., 2003, GCN 2030
- Berger, E., Kulkarni, S.R., Fox, D.B. et al., 2005, ApJ, 634, 501
- Berger, E. & Becker, G., 2005, GCN, 3520
- Berger, E., Cenko, S.B., Steidel, S.B., Reddy, N. & Fox, D.B., 2005, GCN, 3368
- Berger, E., Kulkarni, S.R. & Frail, D.A., 2003, ApJ, 590, 379
- Berger, E., Diercks, A., Frail, D.A., et al., 2001, ApJ, 556, 556
- Berger, E., Kulkarni, S.R., Bloom, J.S., et al., 2002, ApJ, 581, 981
- Bersier, D., McLeod, B., Garnavich, P.M., et al., 2003, ApJ, 583, 63
- Bersier, Stanek, K.Z., Winn, L.N., et al., 2003, ApJ, 584, L43 (data table in astro-ph 0211130)
- Beuermann, K., Hessman, F.V., Reinsch, K., et al., 1999, A&A, 352, L26
- Bhargavi, S.G., & Cowslk, 2000, ApJ, 545, L77
- Bloom, J.S., Frail, D.A. & Kulkarni, S.R. 2003, ApJ, 594, 674
- Bloom, J.S., van Dokkum, P.G., Bailyn, C.D., Baylin, C.D., Buxton, M.M., Kulkarni, S.R. & Schmidt, B.P. 2004, AJ, 127, 252
- Bloom, J.S., Diercks, A., Djorgovski, S.G., Kaplan, D. & Kulkarni, S. R., 2000, GCN, 661
- Bloom, J.S., Frail, D.A., Kulkarni, S.R., et al., 1998, ApJ, 508, 21
- Blustin, A.J., Band, D., Barthelmy, S., et al., 2005, astro-ph 0507515
- Boër, M. & Gendre, B., 2000, A&A, 361, L21
- Brown, P., Retter, A., Schady, P., et al., 2005, GCN 3549
- Burenin, R., Denissenko, D., Pavlinsky, M., et al., 2003, GCN 2001
- Burenin, R., Sunyaev, R., Pavlinsky, M., et al., 2003, GCN 2024
- Burenin, R., Sunyaev, R., Pavlinsky, M., et al., 2003, GCN 2046
- Burenin, R., Sunyaev, R., Pavlinsky, M., et al., 2003, GCN 2051
- Burenin, R., Sunyaev, R., Pavlinsky, M., et al., 2003, GCN 2079
- Burenin, R., Sunyaev, R., Denissenko, D., et al., 2003, GCN 2054
- Burenin, R., Sunyaev, R., Denissenko, D., et al., 2003, GCN 2260
- Butler, N.R., Marshal, H.L., Ricker, G.R., Vanderspek, R.K., Ford, P.G., Crew, G.B., Lamb, D.Q. & Jernigan, J.G., 2003, ApJ, 597, 1010
- Caldwell, N., Garnavich, P., Holland, S., Matheson, T. & Stanek, K.Z., 2003, GCN, 2053
- Cameron, P.B. & Frail, D.A., 2005, GCN 4266
- Cantiello, M., Dolci, M., Maiorano, E., Masetti, N., Palazzi, E. & Broccato, E., 2003, GCN 2074
- Castander, F.J., & Lamb, D.Q., 1999, ApJ, 523, 602
- Castro–Tirado, A.J., Zapatero–Osorio, M.R., Gorosabel, J., et al., 1999, ApJ, 511, L85
- Fox, D.W. & Cenko, S.B. & Fox, D.W., 2005, GCN 3834
- Chapman, R., Tanvir, N., Rol, E., et al., 2005, GCN 3375
- Cobb, B.E. & Bailyn, C.D., 2005, GCN 3104
- Cobb, B.E. & Bailyn, C.D., 2005, GCN 3110
- Costa, E., Frintera, F., Heise, J., et al., 1997, Nature, 387, 783
- Costa, E., 1999, A&AS, 138, 425
- Covino, S., Malesani, D., Tavecchio, F., et al., 2003, A&A, 404, L5
- Covino, S., Piranomonte, S., Fugazza, D., Fiore, F., Malesani, D., Tagliaferri, G., Chincarini, G. & Stella, L., 2005, GCN 4046.
- D’Avanzo, P., Fugazza, D., Masetti, N., et al. GCN 3171
- D’Elia, V., Piranomonte, S., Fiore, F., et al., 2005, GCN, 4044
- De Pasquale, M., Piro, L., Perna, R., et al., 2003, ApJ, 592, 1018
- Djorgovski, S.G., Kulkarni, S.R., Goodrich, R., Frail & D., Bloom, 1998, GCN, 137
- Djorgovski, S.G., Kulkarni, S.R., Bloom, J. S., Frail, D., Chaffee F. & Goodrich, R., 1999, GCN, 189
- Djorgovski, S.G., Kulkarni, S.R., Bloom, J. S., Frail, D., Chaffee F. & Goodrich, R., 1999, GCN, 289
- Djorgovski, S.G., Mahabal, A., Price, P.A., et al., 2001, GCN, 1108
- Diercks, A., Deutsch, E.W., Castander, F.J., et al., 1998, ApJ, 503, L105

References

Antonelli, L.A., Piro, L., Vietri, M., et al., 2000, ApJ, 545, L39
 Atteia, J.L., Kawai, N., Vanderspek, R., et al., 2005, ApJ, 626, 292

- Durig, D.T., McLarty, N.P. & Manning, J.R., 2005, GCN 3950
 Durig, D.T. & Price, A., 2005, GCN 4023
 Feng, M., Wang, L., & Wheeler, J. C., 2000, GCN, 607
 Fiore, F., Savaglio, S., Antonelli, L.A., et al., 2002, GCN, 1524
 Fitzgerald, J.B. & Orosz, J.A., 2003, GCN 2056
 Fitzgerald, J.B. & Orosz, J.A., 2003, GCN 2070
 Foley, R.J., Chen, H.W., Bloom, J.S. & Prochaska, J.X., 2005, GCN 3483
 Foley, R.J., Chen, H.W., Bloom, J.S. & Prochaska, J.X., 2005, GCN 3949
 Fox, D.W., Price, P.A., Soderberg, A.M., et al., 2003, ApJ, 586, L5
 Fox, D.W. & Cenko, S.B., 2005, GCN 3829
 Frail, D.A., Kulkarni, S.R., Sari, R., et al., 2001, ApJ, 562, L55
 Fynbo, J.P.U., Gorosabel, J., Dall, T.H., et al., 2001, A&A, 373, 796
 Fynbo, J.P.U., Hjorth, J., Jensen, B.L., Jakobsson, Moller, P. & Nrmn, J., 2005, GCN, 3136
 Fynbo, J.P.U., Jensen, B.L., Jakobsson, P., et al, 2005, GCN, 4040
 Fynbo, J.P.U., Jensen, B.L., Hjorth, J., et al, 2005, GCN, 3176
 Fynbo, J.P.U., Jensen, B.L., Sollerman, J., et al, 2005, GCN, 3874
 Fugazza, D., Fiore, F., Patat, F., et al., 2005, GCN,3948
 Gal-Yam, A., Ofek, E.O. & Lipkin, Y., 2002, GCN, 1335
 Gal-Yam, A., Ofek, E.O. & Lipkin, Y., 2003, GCN, 1999
 Galama, T.J., Wijers, R.A.M.J., Bremer M., Groot, P.J., Strom, R.G., Kouveliotou, C. & van Paradijs, J., 1998, ApJ, 497, L1
 Galama, T.J., Briggs, M.S., Wijers, R.A.M.J. et al., 1999, Nature 398, 394
 Galama, T.J., Reichart, D., Brown, T.M., et al., 2003, ApJ, 587, 135
 Garcia,M.R., Callanan, P.J., Moraru, D., 1998, ApJ, 500, 105
 Garimella, K., Homewood, A. & Hartmann, D., 2005, GCN 4257
 Garnavich, P.M., Jha, S., Pahre, M.A., Stanek, K.Z., Kirshner, P.R., Garcia, M.R., Szentgyorgyi, A.H. & Tonry, J., 2000, ApJ, 543, 61
 Garnavich, P.M., Jha, Stanek, K.Z. & Garcia, M., 1999, GCN 215
 Garnavich, P.M., Stanek, K.Z., Wyrzykowski, L. et. al., 2003, ApJ, 582, 924
 Gendre, B. & Boër, M., 2005, A&A, 430, 465 (GB05)
 Giannini, T., Nisini, B., Antonelli, L.A., Fiore, F. & Stella, L., 2002, GCN, 1678
 Gladders, M., Holland, S., Garnavich, P.M., Jha, S., Stanek, K.Z., Bersier, D. & Barrientos, L.F., 2001, GCN, 1209
 Ghirlanda, G., Ghisellini, G. & Lazzati, D. 2004, ApJ, 616, 331
 Gorosabel, J., 2005, GCN 3865
 Greco, G., Bartolini, C., Guarnieri, A., Piccioni, A., Pizzichini, G., Bernabei, S. & Marinoni, S., 2005, GCN 3319
 Greiner, J., Guenther, E., Klose, S. & Schwarz, R., 2003, GCN, 1886
 Greiner, J., Klose, S., Salvato, M. et al., 2003, ApJ, 599, 1223
 Haislip, J. & Reichart, D., 2005, GCN 3719
 Haislip, J., Reichart, D., Cypriano, E., Pizzarro, S., Rhoads, J. & Figueredo, E., 2005, GCN 3914
 Halpern, J.P. & Mirabal, N., 2005, GCN, 3907
 Halpern, J.P., Mirabal, N., Bureau, M., Fathi, K., 2003, GCN 2021
 Halpern, J.P., Uglesich, R., Mirabal, N., et al., 2000, ApJ, 543, 697
 Harrison, F.A., Bloom, J.S., Frail, D.A., et al., 1999, ApJ, 523, 121
 Heise, J., DeLibero, C., Daniele, M.R., et al., 1999, IAUC 7099
 Hill, G., Prochaska, J.X., Fox, D., Schaefer, B. & Reed, M., 2005, GCN, 4255
 Hjorth, J., 2002, GCN 1336
 Hjorth, J., Thomsen, B., Nielsen, S.R., et al., 2002, ApJ, 576, 113
 Hjorth, J., Moller, P., Gorosabel, J., et al., 2003, ApJ, 597, 699
 Holland, S.T., Bersier, D., Bloom, J.S., et al., 2004, AJ, 128, 1955
 Holland, S.T., Björnsson, G., Hjorth, J., & Thomsen, B., 2000, A&A, 364, 467
 Holland, S.T., Soszyński, I., Gladders, M.D., et al., 2002, AJ, 124, 639
 Holland, S.T., Weidinger, M., Fynbo, J.P.U., et al., 2003, AJ, 125, 2291
 Holman, M., Garnavich, P. & Stanek, K.Z., 2005, GCN 3716
 Huang, F.Y., Huang, K.Y., Urata, Y., Qiu, Y. & Lou, Y.Q., 2005, GCN 4230
 Huang, F.Y., Huang, K.Y., Urata, Y., Qiu, Y. & Lou, Y.Q., 2005, GCN 4258
 Ibrahimov, M.A., Asfandiyarov, I.M., Kahharov, B.B., Pozanenko, A., Rummyantsev, V. & Beskin, G., 2003, GCN 2077
 Ibrahimov, M.A., Asfandiyarov, I.M., Kahharov, B.B., Pozanenko, A., Rummyantsev, V. & Beskin, G., 2003, GCN 2084
 Ibrahimov, M.A., Asfandiyarov, I.M., Kahharov, B.B., Pozanenko, A., Rummyantsev, V. & Beskin, G., 2003, GCN 2098
 Ibrahimov, M.A., Asfandiyarov, I.M., Kahharov, B.B., Pozanenko, A., Rummyantsev, V. & Beskin, G., 2003, GCN 2160
 Ibrahimov, M.A., Asfandiyarov, I.M., Kahharov, B.B., Pozanenko, A., Rummyantsev, V. & Beskin, G., 2003, GCN 2191
 Ibrahimov, M.A., Asfandiyarov, I.M., Kahharov, B.B., Pozanenko, A., Rummyantsev, V. & Beskin, G., 2003, GCN 2219
 Ibrahimov, M.A., Asfandiyarov, I.M., Kahharov, B.B., Pozanenko, A., Rummyantsev, V. & Beskin, G., 2003, GCN 2219
 Ibrahimov, M.A., Asfandiyarov, I.M., Kahharov, B.B., Pozanenko, A., Rummyantsev, V. & Beskin, G., 2003, GCN 2219
 Ibrahimov, M.A., Asfandiyarov, I.M., Kahharov, B.B., Pozanenko, A., Rummyantsev, V. & Beskin, G., 2003, GCN 2288
 Infante, L., Garnavich, P.M., Stanek, K.Z. & Wyrzykowski, L., 2001, GCN, 1152
 Israel, G.L., Marconi, G., Covino, S., et al., 1999, A&A, 348, L5
 Jakobsson, P., Hjorth, J., Fynbo, J.P.U., et al., 2004, A&A, 427, 785
 Jakobsson, P., Hjorth, J., Fynbo, J.P.U., et al., 2003, A&A, 408, 941
 Jelnek, M., de Ugarte Postigo, A., Castro-Tirado, A.J., et al., 2005, GCN 4227
 Jensen, B.L., Fynbo, J.U., Gorosabel, J., Hjorth, J., et al., 2001 A&A 370, 909
 Jha, S., Pahre, M.A., Garnavich, P.M. et al. 2001, ApJ, 554, 155
 Jha, S., Matheson, T., Calkins, M., Stanek, K.Z., McDowell, J., Kilgard, R. & Garnavich, P.M., 2001, GCN, 974
 Kawai, N., Yamada, T., Kosugi, G., Hattori, T. & Aoki, K., 2005, GCN, 3937
 Kahharov, B., Ibrahimov, M., Sharapov, D., Pozanenko, A., Rummyantsev, V. & Beskin, G., 2005, GCN 3174
 Kelson, D.D. & Berger, E., 2005, GCN, 3101
 Kelson, D.D., Franx, M., Magee, D. & van Dokkum, P.G., 1999, IAUC, 7096
 Khamitov, I., Aslan, Z., Golbasi, O., et al., 2003, GCN 2094
 Khamitov, I., Bikmaev, I., Parmaksizoglu, M., et al., 2003, GCN 2198
 Khamitov, I., Bikmaev, I., Galeev, A., et al., 2003, GCN 2299
 Khamitov, Parmaksizoglu, M., Bikmaev, I., et al., 2003, GCN 2108
 Khamitov, Parmaksizoglu, M., Uluc, K., et al., 2003, GCN 2119
 Kindt, L., Andersen, H.H. & Jakobsen, A., 2003, GCN 2193
 Kirschbrown, J., MacLeod, C., Reichart, D., Nysewander, M., Crain, A., Foster, A. & LaCluyze, A., 2005, GCN, 3947
 Klose, Greiner, J., Rau, A., et al., 2004, AJ, 128, 1942
 Klose, S., Hoegner, C. & Greiner, J., 2003, GCN 2000
 Klose, S., Hoegner, C. & Greiner, J., 2003, GCN 2029
 Klose, S., Stecklum, B., Masetti, N., et al., 2000, ApJ, 545, 271
 Klotz, A., Boër, M. & Atteia, J.L., 2005, GCN 3403
 Klotz, A., Boër, M. & Atteia, J.L., 2005, GCN 3720
 Kulkarni, S.R., Adelberger, K.L., Bloom, J. S., Kundic, T. & Lubin L., 1998, GCN, 29
 Kumar, P. & Piran, T., 2000, ApJ, 535, 152
 Lachaume, R. & Guyon, 1999, IAUC 7096
 Lamb, D.Q. & Reichart, D.E., 2000, ApJ, 536, 1
 Laursen, L.T. & Stanek, K.Z., ApJ, 597, L107
 Lazzati, D., Covino, S., Ghisellini, G., et al., 2001, A&A, 378, 996
 Ledoux, C., Vreeswijk, P., Ellison, S., et al., 2005, GCN, 3860
 Lee, B.C., Tucker, D.L., Vanden Berk, D.L. et al., 2001, ApJ, 561, 183

- Lee, B.C., Lamb, D.Q., Tucker, D.L. & Kent, S., 2003, GCN 2096
- Li, W., Chornock, R., Jha, S. & Filippenko, A.V., 2003, GCN 2063
- Li, W., Filippenko, A.V., Chornock, R. & Jha, S., 2003, ApJ, 586, L12
- Li, W., Filippenko, A.V., Chornock, R. & Jha, S., 2003, Publication Of The Astronomical Society Of The Pacific, 115, 844
- Lipkin, Y.M., Leibowitz, E.M., Ofek, E.O., Gal–Yam, A., Mandelson, H., 2003, GCN 2049
- Lipkin, Y.M., Leibowitz, E.M., Ofek, E.O., Kaspi, S., Gal–Yam, A., Mandelson, H., 2003, GCN 2060
- Lipkin, Y.M., Ofek, E.O., Gal–Yam, A., 2004, ApJ, 606, 381
- Lipkin, Y.M., Ofek, E.O., Gal–Yam, Mandelson, H., 2003, GCN 2034
- Lipkin, Y.M., Ofek, E.O., Gal–Yam, Leibowitz, E.M., Mandelson, H., 2003, GCN 2045
- Lipunov, V., Krylov, A., Kornilov, V., et al., 2003, GCN 2002
- Lyuty, V. & Metlov, V., 2003, GCN 2113
- McNaught, R. & Price, P.A., 2005, GCN 3163
- Martini, P., Berlind, P., Stanek, K.Z., Garnavich, P., 2003, GCN 2012
- Masetti, N., Palazzi, E., Pian, E., et al., 1999, GCN 233
- Masetti, N., Palazzi, E., Pian, E., et al., 2003, A&A, 404, 465
- Masetti, N., Palazzi, E., Pian, E., et al., 2001, A&A, 374, 382
- Masetti, N., Palazzi, E., Pian, E., et al., 2005, astro-ph, 0504592
- Masetti, N., Palazzi, E., Pian, E., Hjorth, J., Castro-Tirado, A., Boehnhardt, H. & Price, P., 2002, GCN, 1330
- Masi, G., Mallia, F., Tagliaferri, U., Jensen B.L., Hjorth, J., Andersen, M.I., 2003, GCN 2016
- Matheson, T., Garnavich, P.M., Stanek, K.Z., et al., 2003, ApJ, 599, 394
- Maury, A., Boér, M. & Chaty, S., 1999, IAUC 7099
- Metzger, S.M., Djorgovski, S.G., C.C., Steidel, C.C., Kulkarni, S.R., Adelberger, K. L., Frail, D.A., 1997, IAUC, 6655
- Milne, P.A., Williams, G.G., Park, H.S. & Barthelmy, S., 2005, GCN 4218
- Milne, P.A., Williams, G.G., Park, H.S., Barthelmy, S. & Crist-Lair, J., 2005, GCN 4252
- Mirabal, N., Halpern, J.P. & Tonnesen, S., 2005, GCN 4215
- Mirabal, N., Paerels, F. & Halpern, J.P., 2003, ApJ, 587, 128
- Misra, K., Kamble, P. & Pandey, S.B., 2005, GCN 3175
- Misra, K., Kamble, P., Sahu, D.K., Srividya, S., Bama, P., Anupama, G.C. & Vanniarajan, S., 2005, GCN 4259
- Mundell, C.G., Rol, E., Guidorzi, C., et al., 2005, GCN 4250
- Nousek, J.A., Kouveliotou, C., Grupe, C., et al., 2005, *subm to ApJ, astro-ph/0508332*
- Nysewander, M.C., Reichart, D.E., Park, H.–S. et al., 2005, *astro-ph/0505474*
- Odehahn, S.C., Bloom, J.S. & Kulkarni, S.R., 1999, IAUC 7094
- Ofek, E. & Leibowitz, E.M., 1999, GCN 210
- Ofek, E. & Leibowitz, E.M., 1999, IAUC 7096
- Page K.L., Beardmore, A.P., Goad, M.R., Kennea, J.A., Burrows, D.N., Marshall, F., & Smale, A., 2005, GCN 3837
- Panaitescu, A. & Kumar, P., 2000, ApJ, 543, 66
- Panaitescu, A. & Kumar, P., 2001, ApJ, 560, L49
- Panaitescu, A. & Kumar, P., 2002, ApJ, 571, 779
- Pandey, S.B., Anupama, G.C., Sagar, R., Bhattacharaya, D., Castro-Tirado, A.J., Sahu, D.K., Padmakar Parihar & Prabhu, T.P., 2003, A&A, 408, L21
- Pandey, S.B., Sagar, R., Anupama, Bhattacharaya, D., Sahu, D.K., Castro-Tirado, A.J. & Bremer, M., 2004, A&A, 417, L919
- Pandey, S.B., Sahu, D.K., Resmi, L., et al., 2003, Bulletin of Astronomical Society India, 31, 000-000
- Pavlenko, E., Rummyantsev, V., Antoniuik, O., Primak, N. & Pozanenko, A., 2003, GCN 2067
- Pavlenko, E., Rummyantsev, V., Antoniuik, O., Primak, N. & Pozanenko, A., 2003, GCN 2083
- Pavlenko, E., Rummyantsev, V., Antoniuik, O., Primak, N. & Pozanenko, A., 2003, GCN 2097
- Perri, M., Capalbi, M., Giommi, P., et al., 2005, GCN 3722
- Pey, Y.C., 1992, ApJ, 395, 130
- Piran, T., Kumar, P., Panaitescu, A. & Piro, L., 2001, ApJ, 560, L167
- Piro L., Amati, L., Antonelli, L.A., et al., 1998, A&A, 331, L41
- Piro L., Garmire, G., Garcia M., et al., 2000, Science, 290, 955
- Piro L., Frail, D.A., Gorosabel, J. et al., 2002, ApJ, 577, 680
- Pizzichini, G., Ferrero, P., Bartolini, C., Guarnieri, A., Piccioni, A. & Righini, A., Bruni, I., 2003, GCN 2228
- Price, A., 2003, GCN 2058
- Price, P.A., Berger, E., Kulkarni, S.R., et al., 2002, ApJ, 573, L85
- Price, P.A., Berger, E., Reichart, D.E., et al., 2002, ApJ, 572, L51
- Price, P.A., Harrison, F.A., Galama, T.J., et al., GCN 1326
- Price, P.A., Kulkarni, S.R., Berger, E., et al., 2002, ApJ, 571, L121
- Price, P.A., Kulkarni, S.R., Schmidt, B.P., et al., 2003, ApJ, 584, L931
- Price, A. & Mattei, J., 2003, GCN 2071
- Price, P.A., Schmidt, B.P. & Axelrod, T.S., 2002, GCN 1326
- Price, P.A., Schmidt, B.P. & Axelrod, T.S., 2002, GCN 1333
- Prochaska, J.X., Bloom, J.S., Wright, J.T., Butler, R.B., Chen, H.W., Vogt, S.S. & Marcy, G.W., 2005, GCN 3833
- Quimby, R., Fox, D., Hoefflich, P., Roman, B. & Wheeler, J.C., 2005, GCN, 4221
- Reichart, D.E., 1999, ApJ, 521, L111
- Rol, E., Tanvir, N., Levan, A., Adamson, A., Fuhrman, L., Priddey, R. & Chapman, R., 2005, GCN 3372
- Rummyantsev, V., Pavlenko, E., Antoniuik, O. & Pozanenko, A., 2003, GCN 2028
- Rummyantsev, V., Sergeeva, E., Doroshenko, V., Pavlenko, E., Antoniuik, O., Primak, N. & Pozanenko, A., 2003, GCN 2146
- Rykoff, E.S. & Smith, D. A., 2003, GCN 1995
- Sagar, R., Pandey, A.K. Yadav, R.K.S., Nilakshi & Mohan, V., 1999, GCN 227
- Sato, R., Yatsu, Y., Suzuki, M., Kawai, N., 2003, GCN 2080
- Schlegel, D.J., Finkbeiner, D.P. & Davis, M., 1998, ApJ, 500, 525
- Sewmov, E., 2003, GCN 2179
- Sokolov, V.V., Kopylov, A.I., Zharikov, Feroci, M., Nicastro, L. & palazzi, E., 1998, A&A, 334, 117
- Sota, A., Castro–Tirado, A.J., Guziy, S., Jelínek, M., de Ugarte Postigo, A., Gorosabel, J., Bodganov, A. & Pérez–Ramírez, M.D., 2005, GCN 3705
- Stanek, K.Z., Bersier, D., Calkins, M., Freedman, D.L. & Spahr, T., 2003, GCN 2259
- Stanek, K.Z., Garnavich, P.M., Jha, S., et al., 2001, ApJ, 563, 592
- Stanek, K.Z., Martini, P. & Garnavich, P.M., 2003, GCN 2041
- Stanek, K.Z., Latham, D.W. & Everett, D.M., 2003, GCN 2244
- Stratta, G., Fiore, F., Antonelli, L.A., Piro, L., & De Pasquale, M., 2004, ApJ, 608, 846
- Suzuki, J., Sekiguchi, T., Miyasaka, S., Aoki, T., Urata, Y. & Tamagawa, T., 2003, GCN 2116
- Starling, R.L.C., Vreeswijk, P.M., Ellison, S.L., et al., 2005, *subm. to A&A, astro-ph/0508237*
- Tagliaferri, G., Antonelli, L.A., Chincarini, G., et al., 2005, astro-ph, 0509766
- Tiengo, A., Mereghetti S., Ghisellini G., Tavecchio F. & Ghirlanda G. 2004, A&A, 423, 861
- Torii, 2003, GCN 1986
- Torii, 2005, GCN 3943
- Torii, K., Kato, T., Yamaoka, H., et al., 2003, ApJ, 597, L101
- Urata, Y., Miyata, T., Nishiura, S., Tamagawa, T., Sekiguchi, T., Miyasaka, S. & Yoshizumi, C., 2003, GCN 2106
- Urata, Y., Nishiura, S., Miyata, T., et al., 2003, ApJ, 595, L24
- Veillet, C., 1999, GCN 253

Veillet, C., 1999, GCN 260
 Vietri, M., 1997, ApJ, 488, L105
 Vreeswijk, P.M., Fruchter, A., Hjorth, J. & Kouveliotou, C., 2003, GCN, 1785
 Vreeswijk, P.M., Galama T.J., Owens, A. et al., 1999, A&A 523, 171
 Vreeswijk, P.M., Galama T.J., Stappers, B., et al., 1999, GCN, 324
 Vreeswijk, P.M., Ellison, S.L., Ledoux, C., et al., 2004, A&A, 419, L927
 Vreeswijk, P.M., Rol, E., Hjorth, J., et al., 1999, GCN, 496
 Vreeswijk, P.M., Wijers, R.A.M.J. & Hjorth, J., 2003, GCN, 1953
 Watson, D., Fynbo, J.P.U., Ledoux, C., et al., 2005, astrp-ph, 0510368
 Weidinger, M., Fynbo, J.P.U., Hjorth, J., Gorosabel, J., Klose, S. & Tanvir, N., 2003, GCN, 2215
 Wijers, R.A.M.J. & Galama, T.J., 1999, ApJ, 523, 177
 Woźniak, P.R., Verstrand, W.T., Wren, J.A., White, R.R., Evans, S.M. & Casperon, D., 2005, ApJ, 627, 13
 Yadigaroglu, I.A., Halpern, J.P., Uglesich, R. & Kemp, J., 1999, GCN 242
 Zeh, A., Klose, K., Laux, U. & Greiner, J., 2003, GCN 2048
 Zharikov, S., Benitez, E., Torrealba, J. & Stepanian, J., 2003, GCN 2022
 Zharikov, S., Benitez, E., Torrealba, J. & Stepanian, J., 2003, GCN 2075
 Zharikov, S. & Tovmassian, G., 2003, GCN 2265
 Zharikov, S., Tovmassian, G. & Richer, M., 2003, GCN 2171
 Zhu, J. & Zhang, H.T., 1999, GCN 204
 Zhu, J. & Zhang, H.T., 1999, IAUC 7095

GRB	z	A_R^{Gal}	$\log L(\nu_R)$	$\log L_X$
050126	1.29	0.15		44.8
050315	1.949	0.13	30.33	47.0
050318	1.44	0.046		45.7
050319	3.24	0.031	30.7	46.4
050401	2.90	0.175	30.4 ^a	46.9
050416	0.654	0.13		44.9
050505	4.3	0.058	30.5	46.3
050525	0.606	0.255	29.6 ^a	45.4
050603	2.821	0.074	30.8	46.0
050730	3.967	0.135	30.79 ^a	45.9
050820A	2.612	0.123	30.81	46.65
050824	0.83	0.093	29.64	
050904	6.29	0.161	31.18 ^b	
050908	3.3437	0.069	30.52	
050922C	2.198	0.27	30.34	
051016B	0.9364	0.13		
051109	2.346	0.508	30.63	
051111	1.55	0.43	30.24	

Table 5. SWIFT long bursts with spectroscopically measured redshift. For those with enough photometric optical data we estimate their luminosity at 12 hours from trigger (rest frame). We assumed $\beta_{opt} = 1$. All these luminosities but three have been dereddened for the galactic extinction, but not for the (still unknown) extinction in the host galaxy. *a*: corrected for the host galaxy absorption and using the spectral index β_o found in literature; *b*: extrapolated from J band photometry. References: GRB 050315: Cobb et al., 2005, GCN 3104; Cobb et al., 2005, GCN 3110, *z*: Kelson et al. 2005, GCN 3101. GRB 050319: Woźniak et al., 2005, *z*: Fynbo et al., 2005b GCN 3136; GRB 050401: McNaught et al., 2005, GCN 3163; D’Avanzo et al., 2005, GCN 3171; Kahharov et al., 2005, GCN 3174; Misra et al., 2005, GCN 3175; Greco et al., 2005, GCN 3319; Watson et al., 2005, *z*: Fynbo et al., 2005c GCN 3176. GRB 050505: Rol et al., 2005, GCN 3372; Chapman et al., 2005, GCN 3375; Klotz et al., 2005, GCN 3403, *z*: Berger et al., 2005, GCN 3368. GRB 050525: Blustin et al. 2005, *z*: Foley et al. 2005b GCN 3483. GRB 050603: Brown et al., 2005, GCN 3549, *z*: berger et al., 2005c GCN 3520. GRB 050730: Sota et al., 2005, GCN 3705; Holman et al., 2005, GCN 3716, Haislip et al., 2005, GCN 3719; Klotz et al., 2005, GCN 3720, *z*: Holman et al., 2005, GCN 3716. GRB 050820: Prochaska et al., 2005; Fox & Cenko 2005, GCN 3829; Cenko & Fox, 2005, GCN 3834; Page et al., 2005, GCN 3837, *z*: Ledoux et al., 2005, GCN 3860. GRB 050824: Gorosabel, J., 2005 GCN 3865; Halpern, J., P., GCN 3907, *z*: Fynbo et al., 2005, GCN 3874. GRB 050904: Haislip, J.B., et al. 2005, GCN 3914; Tagliaferri, G., et al., 2005, *z*: Kawai et al., 2005, GCN 3937. GRB 050908: Torii, K., 2005, GCN 3943; Kirschbrown, J., 2005, GCN 3947, Foley, R.J., 2005, GCN 3949; Durig, D., T., 2005, GCN 3950 *z*: Fugazza et al., 2005, GCN 3948. GRB 050922C: Fynbo, J.P.U., 2005, GCN 4040; Durig, D.T., 2005, GCN 4023; Covino, S., 2005, GCN 4046, *z*: D’Elia et al., 2005, GCN 4044; GRB 051109: Mirabal, N., et al., 2005, GCN 4215; Milne, P.A., et al., 2005, GCN 4218; Jelinek, M., et al., 2005, GCN 4227; Huang, F.Y., et al., 2005, *z*: Quimby et al., 2005, GCN 4221. GRB 051111: Mundell, C.G., et al., 2005, GCN 4250; Milne, P.A., et al., 2005, GCN 4252; Garimella, K., et al., 2005, GCN 4257; Huang, F.Y., et al., 2005, GCN 4258; Cameron, P.B., et al., 2005, GCN 4266, *z*: Hill et al., 2005, GCN 4255.

GRB	z	ref z	β	A_R^{Gal}	A_V^{host}	$A_{R(1+z)}^{\text{host}}$	$\log L_{\nu_R}^{12\text{h}}$	Ref
970508	0.835	me97	1	0.13	0	0	30.42	ga98
971214	3.418	ku98	1.03±0.18	0.04	0.38±0.08	0.99	30.39	wi99
980613	1.0964	dj99	0.59±0.03	0.23		0.45	29.31	hj02
980703	0.966	dj98	1.01±0.01	0.15	1.51±0.11	2.50	30.82	vr99
			0.78	0.15	0.90±0.20	1.48	30.34	bl98
990123	1.6	ke99	0.750±0.068	0.04	0	0	30.62	ho00
990510	1.619	vr99b	0.49±0.1	0.54	0	0	30.73	ho00
			0.55±0.1	0.48			30.75	be99
991216	1.02	vr99c	0.58±0.08	1.67	0	0	30.89	ga00
000301c	2.0670	fe00	0.70±0.09	0.13	0.09±0.04	0.26	30.99	je01
000418	1.1181	bl00	0.81	0.08	0.96±0.20	1.69	30.71	kl00
000911	1.06	pr02	1.3	0.30	0.39	0.69	30.66	ma05
000926	2.0375	fy00	1.0±0.2	0.06	0.18±0.06	0.53	31.06	fy01
010222	1.477	jh01b	1.07±0.09	0.06	0	0	30.52	st01
			0.89±0.03		0	0	30.45	jh01
			0.5		0.19	0.42	30.46	le01
010921	0.45	dj01	p=3.03	0.396	1.16±0.07	1.43	30.77	pr02a
011121	0.36	in01	0.62±0.05	1.32	0	0	29.65	gr03
			0.76±0.15	0.97	0	0	29.58	pr02b
			0.66±0.13	1.12	0	0	29.53	ga03
011211	2.14	gl01	0.56±0.19	0.11	0.08±0.08	0.23	30.36	ja03
			0.61±0.15		0.06	0.177	30.29	ho02
020124	3.198	at05	1.32±0.25	0.14	0	0	30.22	hj03
			0.31±0.43		2.66±0.16	0.73	29.81	hj03
			0.91±0.14		0	0	30.00	hj03
020405	0.69	ma02	1.45	0.15	0	0	30.44	be03
020813	1.25	fi02	0.85±0.07	0.30	0.12±0.04	0.226	30.57	co03
021004	2.3351	gi02	0.60±0.02	0.16	0.15	0.39	31.17	pa03
021211	1.004	vr03	0.55±0.10	0.07		0.48	29.41	fo03
			0.69±0.14		0	0	29.27	ho04
030226	1.986	gr03b	0.55	0.05	0.52	0.98	30.59	pa04
			0.70±0.03		0	0	30.27	kl04
030323	3.3718	vr03b	0.89±0.04	0.13	0	0	30.92	vr04
030329	0.1685	ca03	0.5	0.07	0.30±0.03	0.29	30.45	bl04
			0.8±0.2		0.12	0.12	30.40	ma03
030429	2.66	we03	0.36±0.12	0.165	0.34±0.04	0.99	30.78	ja04

Table 1. Sample of GRBs with measured redshift z and estimated host extinction A_V^{host} . The optical spectral index β_o and the Galactic R–band extinction A_R^{Gal} are reported. $A_{R(1+z)}^{\text{host}}$ represents the host rest frame R–band extinction and $\log L_{\nu_R}^{12\text{h}}$ is the rest frame R–band luminosity calculated at 12 h (rest frame) according to Eq. 1. References are given for β_o , A_R^{Gal} , A_V^{host} and $A_{R(1+z)}^{\text{host}}$. References: me97: Metzger et al., 1997; ga98: Garcia et al., 1998; ku98: Kulkarni et al., 1998; wi99: Wijers et al. 1999; dj99: Djorgovski et al., 1999; hj02: Hjorth et al., 2002; dj98: Djorgovski et al., 1998; bl98: Bloom et al., 1998; ke99: Kelson et al., 1999; vr99: Vreeswijck et al. 1999; ho00: Holland et al., 2000; vr99b: Vreeswijck et al., 1999(GCN324); be99: Beuermann et al., 1999; vr99c: Vreeswijck et al., 1999(GCN496); ga00: Garnavich et al., 2000; bl00: Bloom et al., 2000; fe00: Feng et al., 2000; je01: Jensen et al., 2001; kl00: Klose et al., 2000; pr02: Price et al., 2002; ma05: Masetti et al., 2005; fy00: Fynbo et al., 2000; fy01: Fynbo et al., 2001; jh01b: Jha et al., 2001(GCN974); st01: Stanek et al., 2001; jh01: Jha et al., 2001; le01: Lee et al., 2001; pr02a: Price et al., 2002; dj01: Djorgovski et al., 2001; gr03: Greiner et al., 2003; pr02b: Price et al., 2002; in01: Infante et al., 2001; ga03: Garnavich et al., 2003; gl01: Gladders et al., 2001; ja03: Jakobsson et al., 2003; ho02: Holland et al., 2002; at05: Atteia et al., 2005; hj03: Hjorth et al., 2003; ma02: Masetti et al., 2002; be03: Bersier et al., 2003; co03: fi02: Iore et al., 2002; Covino et al., 2003; gi02: Giannini et al., 2002; pa03: Pandey et al., 2003; vr03: Vreeswijck et al., 2003(GCN1785); fo03: Fox et al., 2003; ho04: Holland et al., 2004; vr03b: Vreeswijck et al., 2003(GCN1953) gr03b: Greiner et al., 2003(GCN1886); vr04: Vreeswijk et al., 2004; ca03: Caldwell et al, 2003; pa04: Pandey et al., 2004; kl04: Klose et al., 2004; bl04: Bloom et al., 2004; ma03: Matheson et al., 2003; we03: Weidinger et al., 2003; ja04: Jakobsson et al., 2004

GRB	z	α	β_X	F_X 10^{-12} cgs	t_{obs}	band keV	$\log L_{10 \text{ keV}}^{12h}$	Ref
970228	0.695 ¹	1.3±0.1	1.1±0.3	1.0±0.2	1d	2–10	26.81	co97
970508	0.835	1.1±0.1 ^a	1.1±0.3	1.0±0.4	1d	2–10	26.97	gb05,pi98
971214	3.418	1.1±0.1	1.2±0.4	0.23±0.05	1d	2–10	27.47	co99, gb05
980613	1.096	1.1±0.2	1	0.27±0.07	1d	2–10	26.63	co99
980703	0.966	0.9±0.2	1.8±0.4	0.48±0.07	1d	2–10	26.70	gb05
990123	1.60	1.35	0.99±0.07	5.3±0.2	11h	1.6–10	27.69	dp03,he99
		1.44±0.11	1.00±0.05	1.8±0.4	1d	2–10	27.72	gb05
990510	1.619	1.4±0.1	1.2±0.2	1.2±0.2	1d	2–10	27.57	gb05
991216	1.02	1.6±0.1	1.2±0.2	2.58	37h	2–10	27.77	pi00
		1.6±0.1	0.8±0.5	5.6±0.3	1d	2–10	27.89	gb05
000210	0.846 ²	1.38±0.03	0.95±0.15	0.4±0.06	11h	2–10	26.13	pi02
		1.38±0.03	0.9±0.2	0.21±0.06	1d	2–10	26.32	gb05
000214	0.42 ³	0.8±0.5 ^b	1.2±0.3	0.77±0.08	15h	2–10	26.01	an00
		0.7±0.3	1.2±0.5	0.6±0.2	1d	2–10	26.05	gb05
000926	2.066	1.7±0.5	0.7±0.2	0.12±0.1	2.78d	2–10	27.35	gb05
010222	1.477	1.33±0.04	1.01±0.06	2.7±0.6	1d	2–10	27.85	gb05
011121	0.36	4 ⁺³ ₋₂	2.4±0.4	0.6±0.2	1d	2–10	26.11	gb05
011211	2.14	1.3±0.1	1.2±0.1	0.03±0.01	1d	2–10	26.19	gb05
020405	0.69	1.9±1.1	0.72±0.21	1.36±0.25	1.71d	0.2–10	27.21	mi03
020813	1.25	1.38±0.06	0.85±0.04	2.2	1.33d	0.6–6	27.70	bu03
021004	2.33	0.9±0.1	1.01±0.08	0.63	1.37d	0.6–6	27.60	but03
030226	1.98	2.7±1.6	0.9±0.2	0.035±0.002	1.77d	2–10	26.59	gb05
030329	0.168	0.9±0.3	0.9±0.2	14.3±2.9	1d	2–10	26.69	gb05

Table 3. X–ray properties of the GRBs with known redshift. Data have been collected from the literature. α and β_X are the temporal and spectral power law indices, respectively [i.e. $F(\nu, t) \propto t^{-\alpha} \nu^{-\beta_X}$]. F_X is the observed X–ray flux integrated in the reported energy band and $L_{10 \text{ keV}}^{12h}$ is the monochromatic X–ray luminosity at 12 h (rest frame) calculated at 10 keV. *a*: 970508 showed a substantial rebrightening, correlated with the optical (Piro et al. 1998). *b*: decay index considering only MECS data. If WFC is included, $\alpha = 1.41 \pm 0.03$ (Antonelli et al. 2000). For GRB 030329 we have calculated the X–ray flux at 12 hours rest frame extrapolating from earlier data, since this GRBs showed a jet break at approximately 10 hours (rest frame time) (see Tiengo et al. 2004). References: co97: Costa et al., 1997; gb05: Gendre & Boër, 2005; pi98: Piro et al., 1998; st04: Stratta et al., 2004; co99: Costa et al., 1999; dp03: De Pasquale et al. 2003; he99: Heise et al., 1999; pi00: Piro et al., 2000; pi02: Piro et al., 2002; an00: Antonelli et al. 2000; mi03: Mirabal et al., 2003; bu03: Butler et al., 2003. 1) Djorgovski et al. 1999; 2) Piro et al. 2002; 3) Antonelli et al. 2000.