

Radial velocity survey for planets and brown dwarf companions to very young brown dwarfs and very low-mass stars in Cha I with UVES at the VLT[★]

V. Joergens¹

Leiden Observatory / Sterrewacht Leiden, P.O.Box 9513, 2300 RA Leiden, Netherlands

Received 11 May 2005; accepted 6 Sept. 2005

Abstract. We present results of a radial velocity (RV) survey for planets and brown dwarf (BD) companions to very young BDs and (very) low-mass stars in the Cha I star-forming cloud. Time-resolved high-resolution echelle spectra of Cha H α 1–8 and Cha H α 12 (M6–M8), B34 (M5), CHXR 74 (M4.5), and Sz 23 (M2.5) were taken with UVES at the VLT between 2000 and 2004. The precision achieved for the relative RVs range between 40 and 670 m s⁻¹ and is sufficient to detect Jupiter mass planets around the targets. This is the first RV survey of very young BDs. It probes multiplicity, which is a key parameter for formation in an as yet unexplored domain, in terms of age, mass, and orbital separation. We find that the subsample of ten BDs and very low-mass stars (VLMSs, $M \leq 0.12 M_{\odot}$, spectral types M5–M8) has constant RVs on time scales of 40 days and less. For this group, estimates of upper limits for masses of hypothetical companions range between $0.1 M_{\text{Jup}}$ and $1.5 M_{\text{Jup}}$ for assumed orbital separations of 0.1 AU. This hints at a rather small multiplicity fraction for very young BDs/VLMSs, for orbital separations of ≤ 0.1 AU and orbital periods of ≤ 40 days. Furthermore, the non-variable objects demonstrate the lack of any significant RV noise due to stellar activity down to the precision necessary to detect giant planets. Thus, very young BDs/VLMSs are suitable targets for RV surveys for planets. Three objects of the sample exhibit significant RV variations with peak-to-peak RV differences of 2–3 km s⁻¹. For the highest mass object observed with UVES (Sz 23, $\sim 0.3 M_{\odot}$), the variations are on time scales of days, which might be explained by rotational modulation. On the other hand, the BD candidate Cha H α 8 (M6.5) and the low-mass star CHXR 74 (M4.5) both display significant RV variations on times scales of ≥ 150 days, while they are both RV constant or show only much smaller amplitude variations on time scales of days to weeks, i.e. of the rotation periods. A suggested explanation for the detected RV variations of CHXR 74 and Cha H α 8 is that they are caused by giant planets or very low-mass BDs of at least a few Jupiter masses orbiting with periods of several months or longer. Thus, the presented RV data indicate that orbital periods of companions to very young BDs and (very) low-mass stars are possibly several months or longer, and that orbital separations are ≥ 0.2 AU. This parameter range has not been covered for all targets yet, but will be probed by follow-up observations. Furthermore, we show that the scaled down equivalent to the BD desert found around solar-like stars would be a *giant planet desert* around BD and VLMS primaries, if formed by the same mechanism. The present data test its existence for the targets in the limited separation range of the survey. So far, no hints of companions in a ‘giant planet desert’ have been found.

Key words. stars: low-mass, brown dwarfs – stars: pre-main sequence – stars: individual: Cha H α 1 to 12, B 34, CHXR 74, Sz 23 – binaries: spectroscopic – techniques: radial velocities – planetary systems: formation

1. Introduction

In the last ten years, more than 150 extrasolar planets have been detected by radial velocity (RV) surveys (e.g. Moutou et al. 2005, Marcy et al. 2005a for recent discoveries). The RV technique traces periodic RV variabilities caused by the wobble of the primary object induced by an orbiting mass. Other sources of RV variability, like surface activity, can mimick a compan-

ion. Therefore, up to now RV surveys for planets have been restricted to considerably old primaries with ages on the order of a few billion years and with mainly solar-like spectral types. The youngest RV planet known to date is orbiting the zero-age main sequence star ι Hor with an estimated age in the range of 30 Myr to 2 Gyr (Kürster et al. 2000). Very recently, evidence of substellar companions, possibly of planetary mass, around the young BD 2M1207 A (age ~ 5 –12 Myr, Chauvin et al. 2004, 2005) and around the very young star GQ Lup (age ~ 0.1 –2 Myr, Neuhäuser et al. 2005) has been found from direct AO imaging. Furthermore, most planets known to date orbit around solar-mass stars with spectral types of late-F, G, and early-K with the exception of two planets around the M4-dwarf

Send offprint requests to: V. Joergens, e-mail: viki@strw.leidenuniv.nl

[★] Based on observations obtained at the Very Large Telescope of the European Southern Observatory at Paranal, Chile in program 65.L-0629, 65.I-0011, 268.D-5746, 72.C-0653.

G1 876 (Delfosse et al. 1998, Marcy et al. 1998, 2001), a planet around the M2.5 dwarf GJ 436 (Santos et al. 2004, Butler et al. 2004) and the 2M1207 system (see above).

Further progress in the field of extrasolar planets is expected from the search for planets around very young, as well as very low-mass primaries. The detection of *young* planets and a census of planets around stars of all spectral types and even around BDs, is an important step towards understanding planet formation.

Detection of planets around BDs, as well as of young BD binaries (BD–BD pairs), would, on the other hand, constrain the formation of BDs (see Joergens 2005a for a recent review of BD formation). Besides indications of a possible planetary mass object in orbit around 2M1207 (Chauvin et al. 2005), no planet of a BD has been found yet. In recent years, several BD binaries have been detected in the field, mainly by direct imaging (e.g. Martín et al. 1999, 2000, Koerner et al. 1999, Reid et al. 2001, Lane et al. 2001, Kenworthy et al. 2001, Close et al. 2002a, 2002b, Bouy et al. 2003) and about three by spectroscopic surveys (Basri & Martín 1999, Guenther & Wuchterl 2003). These detections of companions to nearby field BDs give important insight into the substellar binary population at ages of a few billion years. However, these results represent only a boundary condition, which is not necessarily matched at any earlier time. Therefore, it is useful for the current discussion of BD formation scenarios to study multiplicity at *very young* ages. However, besides indications from direct imaging for the binarity of Cha H α 2 (Neuhäuser et al. 2002) and 2M 1101-7732 (Luhman 2004) in the Cha I cloud and of DENIS-PJ18590.9-370632 in the R-CrA star-forming region (Bouy et al. 2004), all other known BD binaries are fairly old.

In order to probe both BD multiplicity at a very young age and the occurrence of planets around very young and very low-mass (substellar) primaries, we initiated an RV survey in the Cha I star-forming cloud with the UV-Visual Echelle Spectrograph (UVES) at the Very Large Telescope (VLT). The targets are very young BDs and (very) low-mass stars in the center of Cha I at an age of only a few million years. This is the first systematic RV survey for companions around young BDs and VLMSs. We present evidence in this paper that they show only very small amplitude RV variability due to activity and that they are suitable targets for RV planet surveys. This opens up a new parameter range for the search for extrasolar planets, namely looking for very young planets at very close separations. Thus, the initiated RV survey studies the existence of companions in what is as yet unexplored domain, not only in terms of primary masses (substellar regime) and ages (a few million years), but also in terms of companion masses (sensitive down to planetary masses) and separations (smaller than about 2 AU). It might sample a substantially different companion formation mechanism than the one represented by BD binaries detected so far by direct imaging.

First results were obtained by Joergens & Guenther (2001) within the framework of this survey based on UVES spectra taken in 2000 on mean RVs, projected rotational velocities $v \sin i$, and Lithium absorption, as well as on the kinematics of the BD population in Cha I in comparison with that of T Tauri stars in the same region. The data analysis was

improved, and revised RVs were then measured by Joergens (2003). Additional UVES spectra were taken in 2002 and 2004. In the paper on hand, the time-resolved RVs measured from all UVES spectra taken during this survey between 2000 and 2004 are finally presented and analysed in terms of a search for spectroscopic companions down to planetary masses. This enlargement of the data set and the improved data reduction allowed an improved kinematic study of very young BDs based on the mean RVs measured with UVES, published elsewhere (Joergens 2005b).

The paper is organized as follows: Sect. 2 introduces the observed sample of BDs and (very) low-mass stars in Cha I. In Sects. 3 and 4, the acquisition and reduction of high-resolution UVES spectra and the measurement of RVs are described. In Sect. 5, the results are presented and discussed. Finally, Sect. 6 contains conclusions and a summary.

2. Sample

The targets of this RV survey are BDs and (very) low-mass stars with an age of a few million years situated in the center of the nearby (~ 160 pc) Cha I star-forming cloud (Comerón, Rieke & Neuhäuser 1999; Comerón, Neuhäuser & Kaas 2000, Neuhäuser & Comerón 1998, 1999). Membership in the Cha I cluster and, therefore, the youth of the objects, is well established based on H α emission, Lithium absorption, spectral types, and RVs (see references above, Joergens & Guenther 2001, Joergens 2005b).

UVES spectroscopy has been performed so far for Cha H α 1–8 and Cha H α 12, B34, CHXR 74, and Sz 23. Two of them (Cha H α 1, 7) are classified as bona fide BDs (M7.5–M8) with mass estimates of 30–40 M_{\odot} , five (Cha H α 2, 3, 6, 8, 12) as BD candidates (M6.5–M7) with mass estimates of 50–70 M_{\odot} , two (Cha H α 4, 5) as VLMSs (M6) with masses close to the substellar borderline ($\sim 0.1 M_{\odot}$), one (B 34) as VLMS (M5) with a mass estimate of 0.12 M_{\odot} , and two (CHXR 74, Sz 23) as low-mass T Tauri stars (M4.5, M2.5) with 0.17 M_{\odot} and 0.3 M_{\odot} , resp.

3. Acquisition and reduction of UVES spectra

High-resolution spectra have been taken so far for twelve BDs and (very) low-mass stars in Cha I between the years 2000 and 2004 with the cross-dispersed echelle spectrograph UVES (Dekker et al. 2000) attached to the 8.2 m Kueyen telescope of the VLT operated by the European Southern Observatory at Paranal, Chile. For each object, at least two spectra separated by a few weeks have been obtained in order to monitor time dependence of the RVs. For several objects, more than two and up to twelve spectra were taken.

The observations were performed with the red arm of the two-armed UVES spectrograph equipped with a mosaic of two CCDs. The mosaic is made of a 2K \times 4K EEV chip (pixel size 15 μm) for the blue part of the red arm and an MIT-LL CCD for the red part of the red arm. The wavelength regime from 6600 Å to 10400 Å was covered with a spectral resolution of $\lambda/\Delta\lambda = 40\,000$. A slit of 1'' to 1.2'' was used.

A standard CCD reduction of the two-dimensional UVES echelle frames, including bias correction, flat fielding and cosmic ray elimination, was performed with IRAF¹. The flat field correction of the small-scale pixel-to-pixel variations of the CCD was performed with a master flat field frame created by taking the median of several flat field exposures. The master flat was normalized, in order to remove large-scale structures by fitting its intensity along the dispersion by a third order fit, while setting all points outside the order aperture to 1 and dividing the master flat by this fit.

Subsequently, one-dimensional spectra were extracted, including a correction for sky background light. Compared to the previous reduction of UVES spectra by Joergens & Guenther (2001), this reduction step was improved, as in Guenther & Wuchterl (2003), by extracting first each echelle order as a two-dimensional spectrum, then performing the sky subtraction on these 2D frames, and finally extracting the one-dimensional science spectrum. No rebinning was done in order to achieve a high RV precision.

Finally, the spectra were wavelength calibrated using the echelle package of IRAF. This was done in a first step by the use of Thorium-Argon arc spectra. In order to achieve a high wavelength and therefore RV precision, an additional correction by means of telluric O₂ lines (B-band centered at 6880 Å) produced in the Earth's atmosphere was applied. It has been shown that they are stable up to $\sim 20 \text{ m s}^{-1}$ (Balthasar et al. 1982, Caccin et al. 1985).

4. Radial velocities

RVs were determined by a cross-correlation of plenty of stellar lines of the object spectra against a template spectrum and locating the correlation maximum. For measuring Doppler shifts of stellar features, appropriate wavelength regions were selected that are not affected by telluric lines, cosmetic defects of the CCD, or fringes of the CCD in the near-IR. A heliocentric correction was applied to the observed RVs. In several cases, the RV derived for one night was based on two consecutive single spectra to provide two independent measurements of the RV. This allows a solid estimation of the error of the relative RVs based on the standard deviation for two such data points. Tables 1 and 2 list the resulting heliocentric RVs, error estimates, and a mean RV for each target. RV values based on two consecutive single spectra obtained in the same night are marked with an asterisk in the last column of these tables. These error measurements depend linearly, as expected, on the signal-to-noise (S/N) of the spectra. This linear relationship is used in turn to estimate errors for RV data points, which are based on only one measurement per night. An RV precision between 40 m s^{-1} and 670 m s^{-1} , depending on the S/N of the individual spectra, was achieved (last column of Tables 1 and 2). We note that the precision of the RVs is limited by the S/N of the spectra and not by systematic effects. The relatively high

precision that was achieved for the *relative* velocities does not apply to the absolute velocities due to additional uncertainties in the zero point. A mean UVES spectrum of selected high S/N spectra of the very low-mass M6-type star Cha H α 4 served as a template. The zero point of the velocity was determined based on a fit to the blend of the prominent lithium lines at $\lambda\lambda$ 6707.76 and 6707.93 Å in three different high S/N spectra. The standard deviation of these fits of 400 m s^{-1} was assumed as an additional error for the absolute velocities. An observing log listing all individual measured RVs is given in Tables A.1 and A.2 in the appendix.

5. Results

The monitored RVs are constant within the measurement errors for the majority of the observed BDs and (very) low-mass stars, whereas for three of the targets, our observations reveal significant RV variability. The measured RVs are listed in Tables 1 and 2 and plotted in Figs. 3–9. They are presented in detail in Sect. 5.2 and 5.3 after elaborating on the probed companion masses and orbital separations in the following section.

5.1. Covered parameter space

For Cha H α 1, 2, 3, 5, 6, 7, 8, and 12, two RV measurements were obtained with a ~ 20 day time offset, while for Cha H α 4, Cha H α 8, B 34, CHXR 74, and Sz 23, four to five RV points were obtained with sampling intervals between 5 and 70 days. In addition, follow-up observations were also performed for four targets: for Cha H α 4, Cha H α 8 after two years and for CHXR 74, Sz 23 after four years.

Figures 1 and 2 illustrate the probed parameter space in terms of companion masses, orbital separations, and periods for primaries of $0.1 M_{\odot}$ and $0.06 M_{\odot}$, respectively. For targets with a mass of about $0.1 M_{\odot}$ (Cha H α 4, 5, B 34), an *average* RV precision of 190 m s^{-1} was achieved in this survey. It can be seen from Fig. 1 (upper panel and middle sketch) that this basically allows a $1 M_{\text{Jup}}$ companion to be detected at separations of 0.25 AU or smaller, while a $3 M_{\text{Jup}}$ companion can be detected out to 2 AU, and companions with $\geq 5 M_{\text{Jup}}$ at least out to 4 AU². However, due to a limited time base, the whole possible separation range has not been covered yet. The orbital periods sampled in this survey so far vary among the different targets and are between 40 days (a time interval of 20 days allows detection of an orbital period twice as long) and 8 years. As displayed in the lower panel of Fig. 1, this period sampling allows substellar companions to be detected at separations between 0.1 AU and about 2 AU relatively independent of companion mass.

Figure 2 shows the situation for a lower mass primary, here for $0.06 M_{\odot}$. With the average RV precision of 390 m s^{-1} achieved for primaries of about $(0.06 \pm 0.01) M_{\odot}$ (Cha H α 2, 3, 6, 8, 12), a $1 M_{\text{Jup}}$ companion is basically detectable out to 0.1 AU, a $3 M_{\text{Jup}}$ companion out to 0.8 AU and companions

¹ IRAF is distributed by the National Optical Astronomy Observatories, which is operated by the Association of Universities for Research in Astronomy, Inc. (AURA) under cooperative agreement with the National Science Foundation.

² It is noted that the average RV precision for B 34 alone is significantly better (90 m s^{-1}) and, therefore, allows detection of less massive companions at larger separations, e.g. $1 M_{\text{Jup}}$ out to 1 AU.

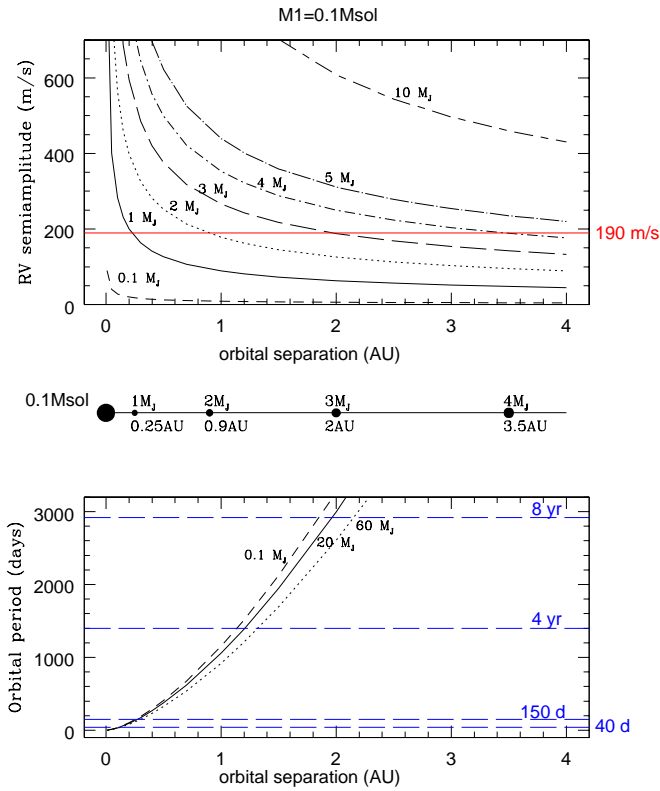


Fig. 1. Covered orbital separation ranges as function of RV precision and time base of the obtained data for a $0.1 M_{\odot}$ primary. *Top panel:* RV semi-amplitude vs orbital separation for different companion masses. With the average RV precision of 190 m s^{-1} for primaries of $0.1 M_{\odot}$ achieved in this survey, a $1 M_{\text{Jup}}$ companion can be detected out to 0.25 AU , a $2 M_{\text{Jup}}$ companion out to 0.9 AU , a $3 M_{\text{Jup}}$ companion out to 2 AU , a $4 M_{\text{Jup}}$ companion out to 3.5 AU , and companions of $\geq 5 M_{\text{Jup}}$ at least out to 4 AU . However, due to a limited time base not all of the possible separation ranges have been covered yet. This is displayed in the *bottom panel*, which shows the orbital period vs separation exemplarily for companion masses of $0.1 M_{\text{Jup}}$, $20 M_{\text{Jup}}$, and $60 M_{\text{Jup}}$. The orbital periods sampled in this survey so far vary among the different targets. For all targets, a period of 40 days has been covered, allowing the detection of substellar companions out to 0.1 AU . For some targets, periods of 150 days , 4 yr , and 8 yr have also been probed and, thus, correspondingly larger separations, as indicated in the plot.

with $\geq 6 M_{\text{Jup}}$ at least out to 3 AU . Based on the sampled orbital periods between 40 days and 8 years , companions could have been detected so far out to 0.1 AU for all targets in this mass range and out to about 1.6 AU for Cha H α 8 (Fig. 2, lower panel). While the RV signal caused by an orbiting companion of a certain mass is generally larger for a lower mass primary than for a higher mass one, the significantly lower average RV precision for primaries of $\sim 0.06 M_{\odot}$ (390 m s^{-1}) compared to $0.1 M_{\odot}$ (190 m s^{-1}) restricts the accessible separation range.

To summarize, for all targets, separations $\leq 0.1 \text{ AU}$ ($\sim 40 \text{ day}$ period) have been probed. In addition, for Cha H α 4 and B 34 separations $\leq 0.25 \text{ AU}$ ($\sim 150 \text{ days}$) have been studied, for

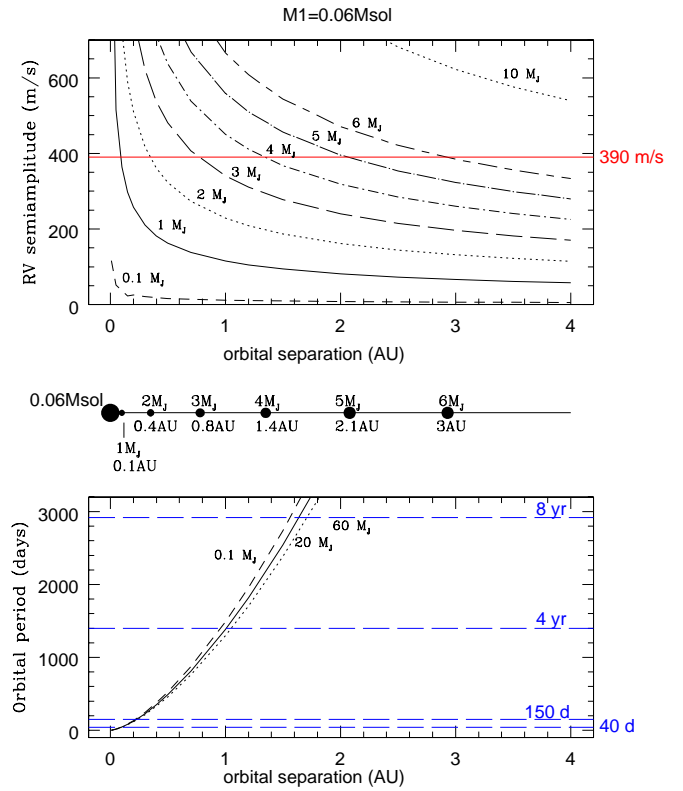


Fig. 2. Same as Fig. 1 but for a $0.06 M_{\odot}$ primary for which the RV precision achieved in this survey is 390 m s^{-1} on average.

Cha H α 4 and Cha H α 8 $\lesssim 1.2 \text{ AU}$ (4 yr) and for CHXR 74 and Sz 23 $\lesssim 2.5 \text{ AU}$ (8 yr).

5.2. RV constant objects

The RVs for the BDs/VLMSs Cha H α 1, 2, 3, 4, 5, 6, 7, 12, and B 34 are constant within the measurement uncertainties of 2σ for Cha H α 4 and of 1σ for all others (Figs. 3–6). The sampling intervals vary among these objects. For the majority, it is $\leq 20 \text{ days}$ corresponding to $\leq 0.1 \text{ AU}$, while it is $\leq 70 \text{ days}$ ($\leq 0.25 \text{ AU}$) for B 34 and $\leq 2 \text{ years}$ ($\leq 1.2 \text{ AU}$) for Cha H α 4. From the non-detections of variability, we estimated upper limits for the projected masses $M_2 \sin i$ of hypothetical companions for each object. Table 3 lists RV differences for all monitored targets. The upper limits for $M_2 \sin i$ of hypothetical companions around the RV constant BDs/VLMSs range between $0.1 M_{\text{Jup}}$ and $1.5 M_{\text{Jup}}$ (Table 3, upper part) assuming a circular orbit, a separation of 0.1 AU between companion and primary object, and adopting primary masses from Comerón et al. (1999, 2000). The adopted orbital separation of 0.1 AU corresponds to orbital periods ranging between 30 and 70 days for them

As discussed in Guenther & Wuchterl (2003), the snow-radius (i.e. the smallest orbital separation at which dust in a surrounding disk can condensate and giant planet formation by the core accretion model can occur) corresponds to orbital periods of 20 – 40 days for BDs/VLMSs as primaries. Thus, the 0.1 AU separation adopted by us corresponds to about the snow-radius but is sometimes larger. This means that these

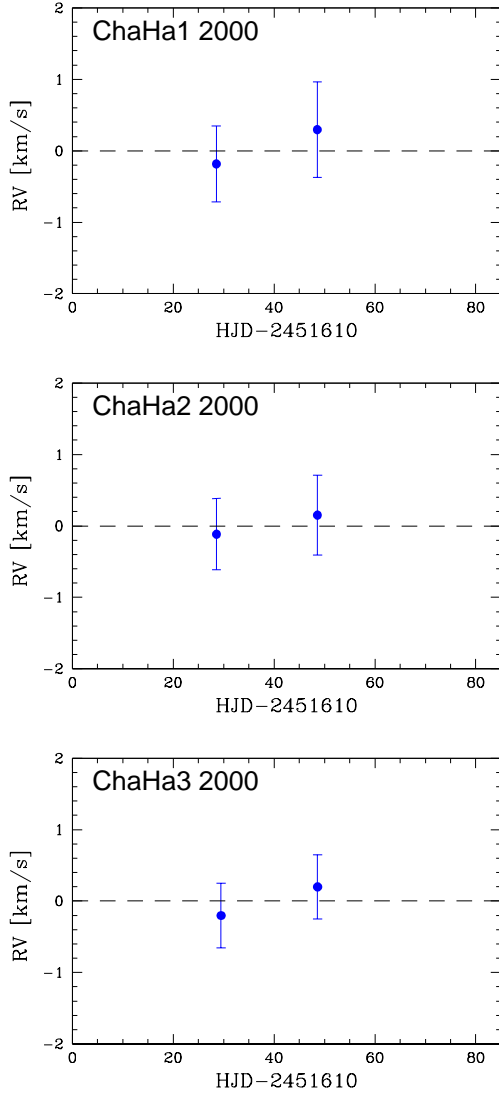


Fig. 3. RV constant objects: relative RV vs. time in Julian days for BDs/VLMSs in Cha I based on high-resolution UVES/VLT spectra. Error bars indicate 1σ errors.

nine BDs/VLMSs with spectral types M5–M8 and mass estimates $\leq 0.12 M_{\odot}$ show no RV variability down to Jupiter mass planets for separations ≤ 0.1 AU (0.25 AU for B 34 and 1.2 AU for Cha H α 4). There is, of course, the possibility that existing companions have not been detected due to non-observations at the critical orbital phases. Furthermore, long-period companions may have been missed, since the sampled orbital periods for all of them but Cha H α 4 do not exceed 5 months.

5.3. RV variable objects

For three objects, we found significant RV variations, namely for the BD candidate Cha H α 8 (M6.5) and for the low-mass stars CHXR 74 (M4.5) and Sz 23 (M2.5), as shown in Fig. 9. The cross-correlation function for all of them is single-peaked.

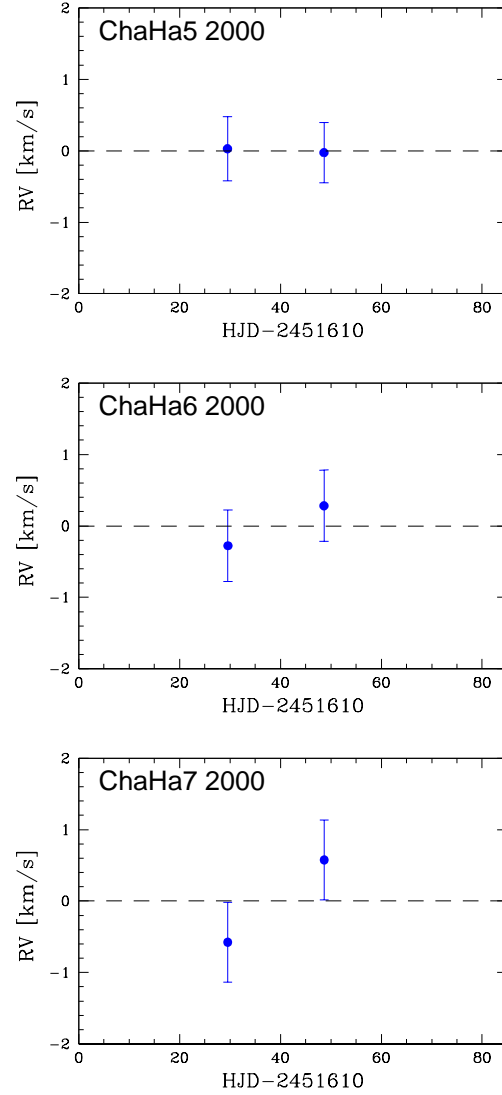


Fig. 4. RV constant objects continued. See Fig. 3.

The variability characteristic differs among the three objects. Sz 23 shows variability on time scales of days with no difference in the mean values of RVs recorded in 2000 and in 2004. On the other hand, Cha H α 8 and CHXR 74 show no or only smaller amplitude variations on time scales of days to weeks, whereas the mean RV measured in 2000 differs significantly from the one measured years later, namely in 2002 for Cha H α 8 and in 2004 for CHXR 74, respectively, hinting at variability periods on the order of months or longer.

One possible explanation of the nature of these RV variations is that they are caused by surface activity, since prominent surface spots can cause a shifting of the photo center at the rotation period. The upper limits for the rotational periods of Cha H α 8, CHXR 74, and Sz 23 are 1.9 d, 4.9 d, and 2.1 d, based on projected rotational velocities $v \sin i$ (Joergens & Guenther 2001, cf. also Joergens et al. 2003). Thus, the time-scale of the RV variability of Sz 23 is on the order of the rotation period and

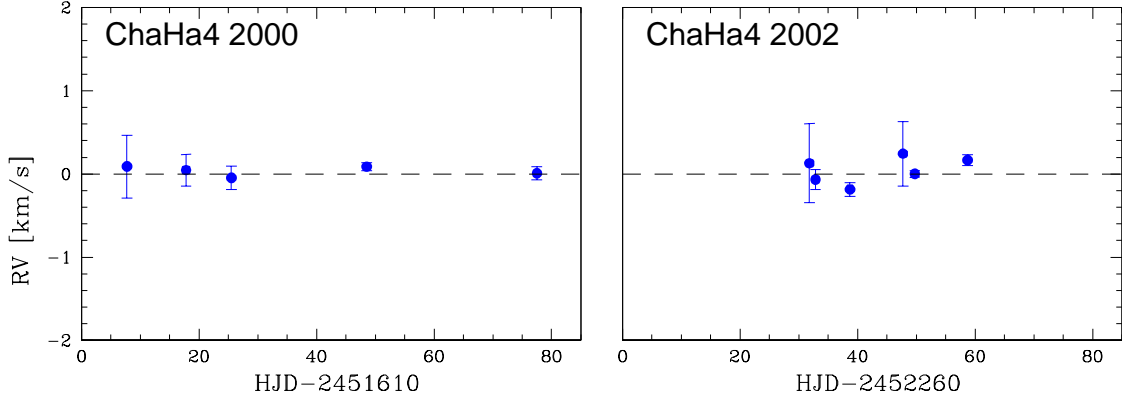


Fig. 6. RV constant objects continued. See Fig. 3.

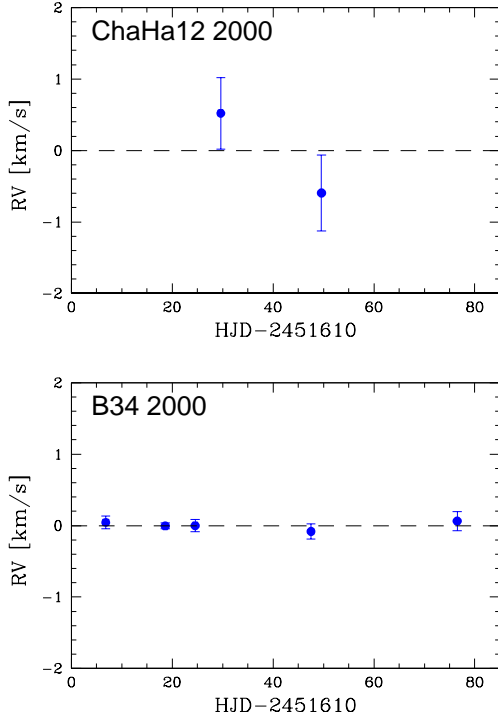


Fig. 5. RV constant objects continued. See Fig. 3.

could be a rotation-induced phenomena, while the RV variability of Cha H α 8 and CHXR 74 on time scales of months to years cannot be explained as rotational modulation.

The other possibility is that the RV variations are the Doppler shift caused by the gravitational force of orbiting companions. The poor sampling does not allow us to determine periods of the variations, but we can make some useful estimates. Based on the data for Cha H α 8 ($\sim 0.07 M_{\odot}$), we suggest that

its RV period is at least 150 days, which transfers to an orbital separation of ≥ 0.2 AU, only weakly depending on the companion mass (cf. Fig. 2). The recorded half peak-to-peak RV difference of 1.4 km s^{-1} is a lower limit for the RV semi-amplitude caused by a hypothetical companion. Thus, a companion causing these variations has to have a mass $M_2 \sin i$ of at least $6 M_{\text{Jup}}$ when assuming a circular orbit. For CHXR 74, a period of ≥ 200 days would be consistent with the RV data of 2000 and 2004 and would correspond to a separation of ≥ 0.4 AU and, thus, to a companion with mass $\geq 15 M_{\text{Jup}}$.

5.4. RV noise

Figure 7 displays the measured difference in velocity ΔRV for all targets of the RV survey in terms of the half size of the peak-to-peak difference versus their mass, as adopted from Comerón et al. (1999, 2000). For the three RV variable objects, ΔRV is above 1 km s^{-1} (top three data points in Fig. 7), and they are clearly separated from the RV constant objects in this diagram. The apparent decrease in ΔRV with increasing mass observed for the RV constant objects reflects the dependence of the RV precision on the S/N of the spectra. Interestingly, it also shows that this group of BDs/VLMSs with masses of $0.12 M_{\odot}$ and below display no significant RV noise due to activity, which would cause systematic RV errors with a RV amplitude increasing with mass. Two of the variable objects (Cha H α 8 and CHXR 74) only show RV variations above 1 km s^{-1} on longer time scales, while their short-term RV differences are smaller. Therefore, we plot ΔRV recorded within one year (more precisely with time bases between 20 and 70 days) for each object in Fig. 8. For Cha H α 1, 2, 3, 5, 6, 7, 12, B34, there is no difference to Fig. 7, since data for these objects were generally recorded only within one year. For Cha H α 4 and Sz 23, there is also no difference because the recorded amplitudes of the short-term and long-term variations do not differ. However, a difference occurs for Cha H α 8 and CHXR 74 because of the different ΔRV on the different time scales for these objects. Figure

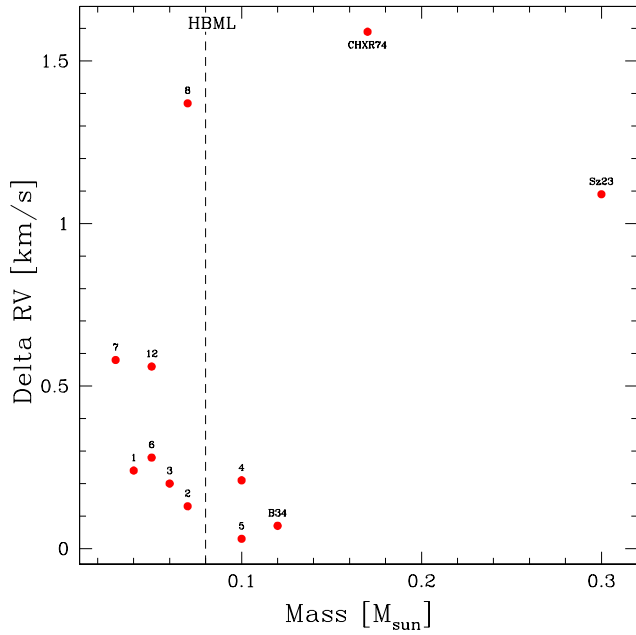


Fig. 7. RV variations vs. object mass. Plotted are half peak-to-peak differences of the observed RVs. Each data point is labeled with the corresponding object name, the numbers denote the ChaH α objects. The upper three data points represent the RV variable objects with ΔRV above 1 km s^{-1} . The remaining data points represent RV constant objects. The decrease of ΔRV with increasing mass for the latter group indicates that they display no significant RV noise due to activity, which would cause the opposite effect, i.e. an increasing RV amplitude with mass. Mass estimates are from Comerón et al. (1999, 2000). HBML roughly indicates the theoretical ‘hydrogen burning mass limit’.

8 shows that the relation of decreasing RV difference with increasing mass in the BD regime continues to about $0.12 M_{\odot}$ and that it is reversed for higher masses. We therefore conclude that BDs/VLMSs in Cha I display no significant RV noise in the mass range below about $0.1 M_{\odot}$ and that roughly between 0.1 and $0.2 M_{\odot}$ the activity induced RV noise is increasing drastically.

5.5. Multiplicity

The present RV data hint at a very small multiplicity fraction of very young BDs/VLMSs for orbital periods roughly ≤ 40 days and separations ≤ 0.1 AU. All ten BDs/VLMSs ($\leq 0.12 M_{\odot}$) in this survey, are RV constant with respect to companions in this parameter range in our observations. Among this subsample, there is only one (ChaH α 8) that shows signs of RV variability, namely on time scales of at least several months, corresponding to a separation of 0.2 AU or larger. This separation range was probed so far for only two BDs/VLMSs, so no estimates of multiplicity rates in this separation range can be given yet.

The low-mass star CHXR 74 ($\sim 0.17 M_{\odot}$) shows similar variability behavior as ChaH α 8, i.e. small amplitude varia-

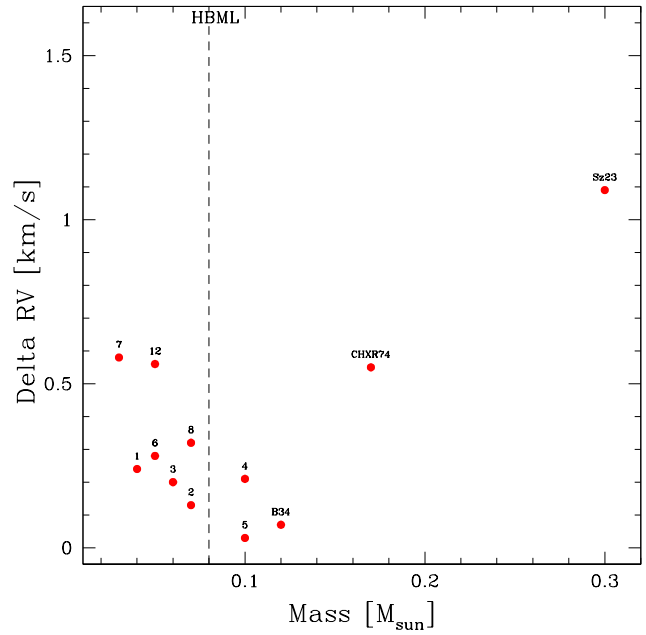


Fig. 8. RV noise level: Same as Fig. 7 but only variations on time scales of days to weeks are considered. Differences to Fig. 7 occur for ChaH α 8 and CHXR 74, whereas for all other objects, either data have been recorded anyway only within one year or the RV variations observed on the short- and long-term do not differ in the recorded amplitude. It can be seen that the downward trend is reversed somewhere between 0.1 and $0.2 M_{\odot}$.

tions or no variations on time scales of days/weeks and larger amplitude RV variability only on longer time scales of at least several months. From Figs. 7 and 8, it can be seen that the recorded long-term RV amplitudes of ChaH α 8 and CHXR 74 are significantly above the RV noise level observed on short time scales. Furthermore, the timescales of the variability are much too long to be caused by rotational modulation since the rotational periods are on the order of 2 days. The only other explanation could be a companion with a mass of several Jupiter masses or more, i.e. a supergiant planet or a brown dwarf. These observations hint that companions to young BDs and (very) low-mass stars might have periods of several months or longer, i.e. reside at orbital separations outside the snow-radius (cf. Guenther & Wuchterl 2003).

The RV survey probes the regions close to the central objects, in respect to the occurrence of companions, for all targets out to 0.1 AU and for some even further out (2 AU maximum). At the moment, the limits in the separation range covered is set by the time base rather than by the RV precision. Therefore, follow-up RV measurements are planned. The small multiplicity fraction found for BDs/VLMSs in Cha I at small separations (≤ 0.1 AU) in this RV survey is also supported by the results of a direct imaging search for wide³ (planetary or brown dwarf)

³ The exact separation ranges covered depend on the mass and are e.g. >50 AU for a $20 M_{\text{Jup}}$ in orbit around a $60 M_{\text{Jup}}$, or >300 AU for a $1 M_{\text{Jup}}$ in orbit around a $60 M_{\text{Jup}}$.

companions to mostly the same targets, namely Cha H α 1–12, by Neuhäuser et al. (2002, 2003), who find a multiplicity fraction of $\lesssim 10\%$.

The absolute RVs that are determined based on UVES spectra for Cha H α 1, 2, 3, 4, 5, 7, Sz 23, B 34, and CHXR 74 are consistent with moderately precise RVs measured by Neuhäuser & Comerón (1999) based on medium-resolution spectra within 1.2 times the errors. The RV measured by these authors for Cha H α 8, for which we find significant RV variability, is also discrepant by 1.6 times the errors with the RV we derived for this object in 2004. Furthermore, the RV they find for Cha H α 6 is discrepant with our value by 1.9 times the errors, which might be a hint of a spectroscopic companion also around Cha H α 6.

5.6. Brown dwarf desert

It was one of the surprising results of the RV surveys for extrasolar planets around solar-like stars that there is an almost complete absence of companions with BD masses in close orbits ($< 3\text{--}5$ AU), while at least 6.6% of the solar-like stars have planets ($< 13 M_{\text{Jup}}$) and about 15% of them have stellar companions (e.g. Halbwachs et al. 2000, Mazeh et al. 2003, Marcy et al. 2005b). Whatever physical reason causes the BD desert in the formation of solar-like stars, it should also be present in terms of mass ratio for primaries of significantly lower or higher mass, as long as they are formed by the same mechanism. For example, if the formation of BDs is a scaled-down low-mass star formation process (i.e. cloud fragmentation and direct collapse of small cloud cores above the opacity limit), the BD desert should be found in a scaled-down version shifted to lower companion masses also around them.

In order to quantify this, we looked at the distribution of mass ratios for known RV planets around solar-like stars and inferred from it that the lower boundary of the BD desert is at $M_2/M_1 \approx 0.02$. Its upper boundary, on the other hand, is not as well-defined. The lowest mass ratio known for a *stellar* spectroscopic companion to a solar-like star is 0.2 (Prato et al. 2002, Mazeh et al. 2003); however, as pointed out by Mazeh et al. (2003), stellar systems with $M_2/M_1 < 0.2\text{--}0.3$ have not been studied well yet. For the following consideration, a mass ratio of 0.08 is somewhat arbitrarily assumed as the upper value for the BD desert, but this is not confirmed by observations.

The BD desert around solar-like stars is now be scaled down to the primary masses of the target BDs and VLMSs of this work ($0.03 \lesssim M_1 \lesssim 0.12 M_{\odot}$). For the lowest mass primary studied here ($0.03 M_{\odot}$), the BD desert would be shifted towards companion masses of $0.6\text{--}2.5 M_{\text{Jup}}$, and for a $0.12 M_{\odot}$ primary towards $2.5\text{--}10 M_{\text{Jup}}$. Thus, the scaled-down equivalent to the BD desert around solar-like stars would be a *giant planet desert* around BD and VLMS primaries.

Our RV survey started to test its presence around the targets in Cha I. For the orbital separations covered so far (for all targets $\lesssim 0.1$ AU and for some even larger with a maximum of $\lesssim 1.2$ AU for $M_1 \lesssim 0.12 M_{\odot}$), companions in the ‘giant planet desert’ are clearly detectable for primaries above $0.06 M_{\odot}$, whereas for the lowest mass primaries studied (0.03--

$0.05 M_{\odot}$) the sensitivity allows only a part of the ‘giant planet desert’ around them to be probed. No hints of companions within these parameter ranges were found in the data. The lower mass limits roughly estimated for hypothetical companions around the RV variable objects Cha H α 8 and CHXR 74 would locate them just outside the ‘giant planet desert’ around them, which is $1.5\text{--}5.9 M_{\text{Jup}}$ for Cha H α 8 and $4\text{--}14 M_{\text{Jup}}$ for CHXR 74, respectively; however, the assumed upper boundary is somewhat uncertain, as pointed out above.

So far, only a fraction of the orbital separations, for which the BD desert is established around solar-like stars ($< 3\text{--}5$ AU), has been probed yet. Larger separations will be explored by follow-up UVES observations.

For higher than solar-mass primaries, RV surveys of K giants detected a much higher rate of close BD companions compared to solar-like stars (Frink et al. 2002, Hatzes et al. 2005, Setiawan 2005, Mitchell et al. 2005), which with only one exception all correspond to mass ratios < 0.02 , i.e. do not lie in the brown dwarf desert when scaled up for the higher primary masses.

6. Conclusions and summary

We have presented time-resolved high-resolution spectroscopic observations with UVES at the VLT of a population of very young BDs and (very) low-mass stars in the Cha I star-forming region. As they have an age of only a few million years, exploration allows insight into the formation and early evolution of BDs and of stars close to the substellar borderline. The RV precision achieved in this RV survey is sufficient for detecting companions down to Jupiter mass planets. The orbital periods sampled so far correspond to orbital separations of $\lesssim 0.1$ AU (for some also to larger separations up to almost 3 AU). Therefore, it allows us to probe planet formation at very young ages ($1\text{--}10$ Myrs), around very low-mass, partly substellar, primaries and at close orbital separations. This combination of primary mass range, primary spectral type, age, and separations has not been covered by previous surveys, which were either done by direct imaging, and, therefore, were only sensitive to larger separations or the primaries were of considerably larger mass or age.

The analysis of the UVES spectra reveals very constant RVs on time scales of weeks to months for the majority of the targets, as well as RV variability for three sources. The RV constant objects are six BDs and three VLMSs ($M \lesssim 0.12 M_{\odot}$, spectral types M5–M8), for which we estimate upper limits for masses of hypothetical companions in the range of $0.1 M_{\text{Jup}}$ to $1.5 M_{\text{Jup}}$ by assuming orbital separations of 0.1 AU, which corresponds to the sampled periods (40 days). The data show that this group displays no significant RV noise due to activity down to the precision necessary to detect Jupiter mass planets. This demonstrates that BDs/VLMSs in Cha I are suitable targets when using the RV technique to search for planets. This opens up a new parameter range for the search for extrasolar planets, namely very young planets at very close separations. Even with the unprecedented angular resolution of the new generation of optical and near-IR ground-based interferometers, like the VLT Interferometer, the separation ranges for

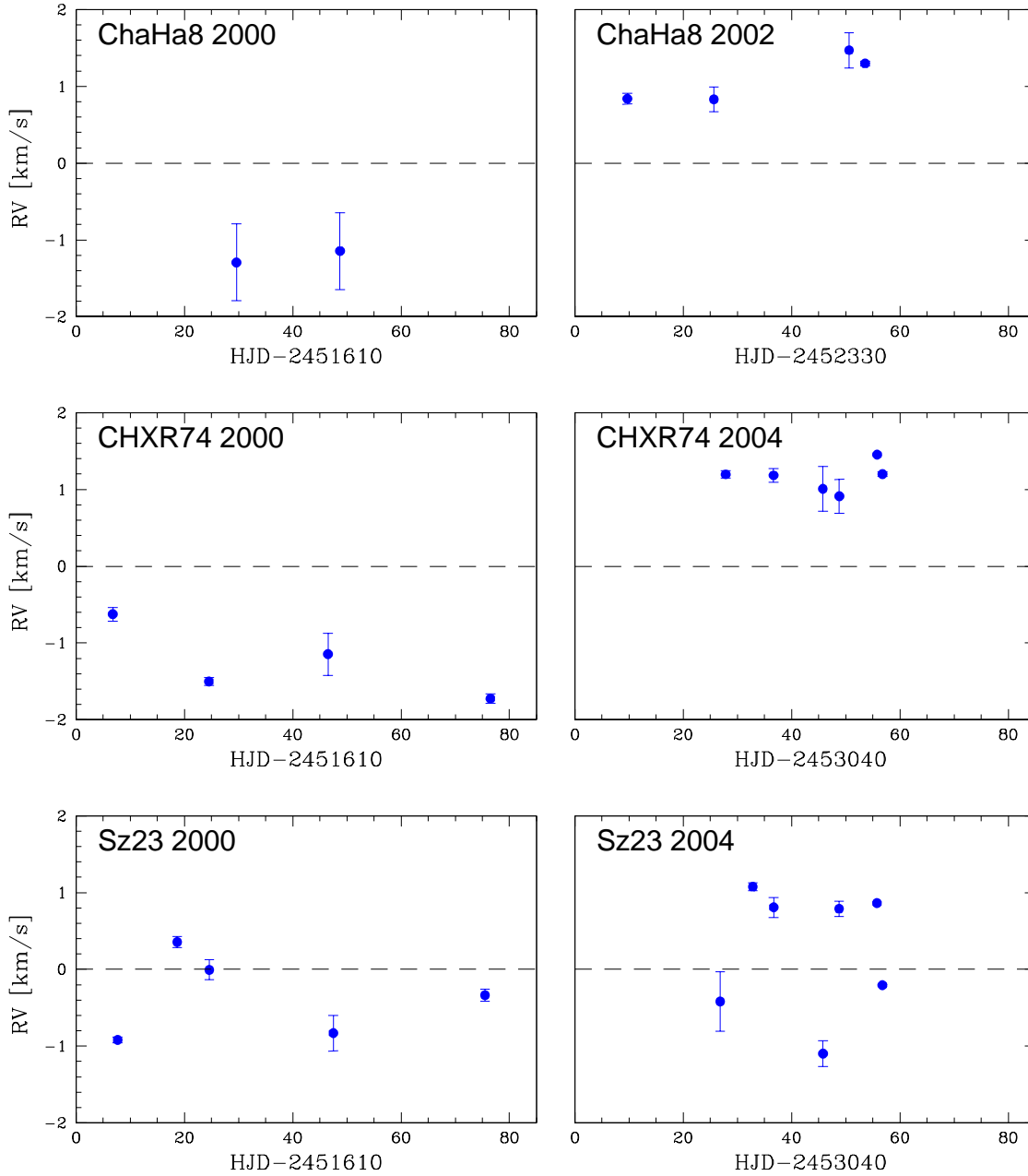


Fig. 9. RV variable objects: relative RV vs. time in Julian days for the BD candidate Cha H α 8 and the low-mass stars CHXR 74 and Sz 23 in Cha I based on UVES/VLT spectra. Error bars indicate 1σ errors.

which the RV method is sensitive are not covered by existing and near-future instruments for planetary mass companions in nearby star forming regions.

Three objects exhibit significant RV variations with peak-to-peak RV differences of $2\text{--}3\text{ km s}^{-1}$, namely the BD candidate Cha H α 8 ($M_{6.5}$) and the low-mass stars CHXR 74 ($M_{4.5}$, $\sim 0.17 M_{\odot}$) and Sz 23 ($M_{2.5}$, $\sim 0.3 M_{\odot}$). A possible explanation for the short-term RV variations on time scales of days for Sz 23, which is the highest mass object in the sample, are surface spots. The other two variable objects, Cha H α 8

and CHXR 74, show different variability behavior. They display only very small or no RV variability on time scales of days to weeks but significant RV variations on times scales of months or longer, which cannot be explained by rotational modulation and, therefore, it hints at orbiting companions. The poor phase coverage does not allow determination of orbital parameters for the hypothetical companions. However, the RV data for Cha H α 8 suggest that its period is at least five months, which would correspond to orbital separations of at least 0.2 AU. Based on these numbers, the detected RV varia-

Table 1. RVs for BDs and VLMSs (M6–M8) in Cha I. Given are the date of the observation, heliocentric Julian day (HJD) at the middle of the exposure, the measured RV and the estimated error σ_{RV} of the relative RVs. The asterisk marks RVs based on the average of two single measurements for which the errors are standard deviations. The last column gives the weighted mean RV for the individual objects and the error of this mean, which takes into account an uncertainty of 400 m s^{-1} for the zero point of the velocity.

Object	Date	HJD	RV [km s^{-1}]	σ_{RV} [km s^{-1}]	\overline{RV} [km s^{-1}]
Cha H α 1	2000 Apr 04	2451638.56395	16.167	0.53	16.35 ± 0.63
	2000 Apr 24	2451658.57346	16.648	0.67	
Cha H α 2	2000 Apr 04	2451638.59431	16.015	0.50	16.13 ± 0.53
	2000 Apr 24	2451658.60407	16.282	0.56	
Cha H α 3	2000 Apr 04	2451639.49340	14.357	0.45	14.56 ± 0.60
	2000 Apr 24	2451658.61991	14.758	0.45	
Cha H α 4	2000 Mar 14	2451617.73646	14.909	0.38 *	14.82 ± 0.40
	2000 Mar 24	2451627.80388	14.866	0.19 *	
	2000 Mar 31	2451635.51085	14.773	0.14	
	2000 Apr 23	2451658.52150	14.908	0.05 *	
	2000 May 22	2451687.50595	14.830	0.08 *	
	2002 Jan 17	2452291.78912	14.949	0.48 *	
	2002 Jan 18	2452292.82508	14.754	0.12 *	
	2002 Jan 24	2452298.70540	14.635	0.08 *	
	2002 Feb 02	2452307.71979	15.064	0.39 *	
	2002 Feb 04	2452309.74222	14.821	0.001 *	
	2002 Feb 13	2452318.71915	14.985	0.07 *	
Cha H α 5	2000 Apr 05	2451639.51485	15.499	0.45	15.47 ± 0.43
	2000 Apr 24	2451658.63522	15.446	0.42	
Cha H α 6	2000 Apr 05	2451639.58967	16.093	0.50	16.37 ± 0.68
	2000 Apr 24	2451658.65099	16.652	0.50	
Cha H α 7	2000 Apr 05	2451639.55225	16.513	0.56	17.09 ± 0.98
	2000 Apr 24	2451658.68756	17.664	0.56	
Cha H α 8	2000 Apr 05	2451639.61095	14.787	0.50	14.86 ± 0.47 (2000)
	2000 Apr 24	2451658.72597	14.935	0.50	
	2002 Mar 06	2452339.68965	16.920	0.07 *	
	2002 Mar 22	2452355.65264	16.912	0.16 *	
	2002 Apr 16	2452380.61646	17.551	0.23 *	
	2002 Apr 19	2452383.57565	17.379	0.03 *	
Cha H α 12	2000 Apr 05	2451639.63487	15.021	0.50	17.30 ± 0.50 (2002)
	2000 Apr 25	2451659.59469	13.905	0.53	

tions of Cha H α 8 could be caused by a $6 M_{\text{Jup}}$ or a more massive companion. For CHXR 74, the data suggest a period of 7 months or longer ($\approx 0.4 \text{ AU}$) and a companion of at least $15 M_{\text{Jup}}$. In order to explore the nature of the detected RV variations, follow-up RV measurements of CHXR 74 and Cha H α 8 will be performed. If confirmed as planetary systems, they would be exceptional, because they would contain the lowest mass primaries and the first BD with an RV planet. With an age of a few million years, they would also harbor by far the youngest extrasolar RV planet found to date. This would provide empirical constraints for planet and BD formation and early evolution.

The RV data presented here indicate that the multiplicity fraction of very young BDs and (very) low-mass stars is very small for orbital separations below 0.1 AU , which corresponds to about the snow line around the targets (Guenther & Wuchterl 2003). The subsample of ten BDs/VLMSs with masses $\lesssim 0.12 M_{\odot}$, are RV-constant for orbital periods below

40 days. In addition, this is true for Cha H α 4 and B 34 for periods below 150 days and for Cha H α 4 for periods below 4 years. Only one object of this group, namely Cha H α 8, turned out to be variable on time scales of at least 150 days. This object and the higher mass CHXR 74 (not included in the above considered subsample) hint at the possibility that companions to young BDs/VLMSs have periods of at least several months. Such a time scale was not covered for a substantial part of the targets. Therefore a multiplicity rate cannot be determined yet. Follow-up RV measurements will probe these time scales for the remaining targets.

Furthermore, we show that the scaled-down equivalent to the BD desert found around solar-like stars would be a ‘giant planet desert’ around BDs/VLMSs if formed by the same mechanism. For example, for a $0.03 M_{\odot}$ primary, the deserted companion mass region would be $0.6\text{--}2.5 M_{\text{Jup}}$ and, for a $0.12 M_{\odot}$ primary, $2.5\text{--}10 M_{\text{Jup}}$. The present RV data test the existence of such a ‘giant planet desert’ for the targets. For

Table 2. RVs for (very) low-mass stars (M2.5–M5) in Cha I. See Table 1 for details.

Object	Date	HJD	RV [km s ⁻¹]	σ_{RV} [km s ⁻¹]	\overline{RV} [km s ⁻¹]
B 34	2000 Mar 13	2451616.83205	15.795	0.09 *	15.75 ± 0.42
	2000 Mar 25	2451628.61377	15.746	0.04	
	2000 Mar 31	2451634.55482	15.749	0.09 *	
	2000 Apr 23	2451657.53470	15.667	0.11 *	
	2000 May 22	2451686.51384	15.814	0.13 *	
CHXR 74	2000 Mar 13	2451616.78715	15.376	0.09 *	14.58 ± 0.62 (2000) 17.42 ± 0.44 (2004)
	2000 Mar 31	2451634.52092	14.499	0.05 *	
	2000 Apr 22	2451656.51247	14.854	0.27 *	
	2000 May 21	2451686.48261	14.276	0.06 *	
	2004 Mar 03	2453067.82956	17.196	0.05 *	
	2004 Mar 12	2453076.66488	17.184	0.09 *	
	2004 Mar 21	2453085.77022	17.009	0.29 *	
	2004 Mar 24	2453088.79822	16.912	0.22 *	
	2004 Mar 31	2453095.78042	17.454	0.01 *	
	2004 Apr 01	2453096.77600	17.200	0.03 *	
Sz 23	2000 Mar 14	2451617.68093	14.652	0.04	15.57 ± 0.55
	2000 Mar 25	2451628.66914	15.926	0.07	
	2000 Mar 31	2451634.59142	15.564	0.13 *	
	2000 Apr 22	2451657.49636	14.740	0.23 *	
	2000 May 20	2451685.48812	15.233	0.08 *	
	2004 Mar 02	2453066.80358	15.152	0.39 *	
	2004 Mar 08	2453072.84053	16.647	0.05 *	
	2004 Mar 12	2453076.69419	16.377	0.13 *	
	2004 Mar 21	2453085.80059	14.472	0.17 *	
	2004 Mar 24	2453088.77028	16.360	0.10 *	
	2004 Mar 31	2453095.75207	16.432	0.02 *	
	2004 Apr 01	2453096.74897	15.364	0.01 *	

the orbital separations covered so far, companions in the ‘giant planet desert’ are clearly detectable for primaries above $0.06 M_{\odot}$, whereas for the lowest mass primaries studied (0.03 – $0.05 M_{\odot}$), the sensitivity allows probing only a part of it. So far, no hints have been found of companions in these mass ranges.

At much larger separations, a direct imaging search for wide (planetary or brown dwarf) companions to mostly the same targets also found a very small multiplicity fraction (Neuhäuser et al. 2002, 2003). There still remains a significant gap in the separation ranges studied, which will be probed partly by the planned follow-up RV measurements and is partly only accessible with high-resolving AO imaging (NACO/VLT), or it requires interferometric techniques (e.g. AMBER at the VLTI).

Acknowledgements. I am grateful to Ralph Neuhäuser and Eike Guenther for assistance in the early stages of this project. I would also like to thank the referee, Fernando Comerón, for very helpful comments that improved the paper significantly. This work made use of software by Eike Guenther to calculate spectroscopic orbits. I am pleased to acknowledge the excellent work of the ESO staff at Paranal, who took all the UVES observations the present work is based on in service mode. I thank Francesca Primas, Ferdinando Patat, Benoit Pirenne, and Eric Louppe from ESO Garching for kind and efficient help in various stages of the observation preparation and data handling. Furthermore, I acknowledge a grant by the Deutsche Forschungsgemeinschaft (Schwerpunktprogramm ‘Physics of star for-

mation’) during the beginning of the project, as well as current financial support by a Marie Curie Fellowship of the European Community programme ‘Structuring the European Research Area’ under contract number FP6-501875. Part of the earlier work was carried out at the Max-Planck-Institute for Extraterrestrial Physics, Garching, Germany.

References

- Balthasar H., Thiele U., Wöhl H. 1982, A&A 114, 357
 Basri G., Martín E.L. 1999, ApJ 118, 2460
 Bouy H., Brandner W., Martín E.L., Delfosse X., Allard F., Basri G. 2003, AJ 126, 1526
 Bouy H., Brandner W., Martín E.L., Delfosse X., Allard F., Baraffe I., Forveille T., Demarco R. 2004, A&A 424, 213
 Butler P., Vogt S., Marcy G., Fischer D., Wright J., Henry G., Laughlin G Lissauer J., 2004, ApJ 617, 580
 Caccin B., Cavallini F., Ceppatelli G., Righini A., Sambuco A.M. 1985, A&A 149, 357
 Chauvin G., Lagrange A.-M., Dumas C. et al. 2004, A&A 425, L29
 Chauvin G., Lagrange A.-M., Dumas C., Zuckerman B., Moullet D., Song I., Beuzit J.-L. & Lowrance P. 2005, A&A, in press
 Comerón, F., Rieke, G. H. & Neuhäuser, R. 1999, A&A, 343, 477
 Comerón, F., Neuhäuser, R. & Kaas, A. A. 2000, A&A, 359, 269
 Dekker H., D’Odorico S., Kaufer A., Delabre B., Kotzłowski H. 2000, In: SPIE Vol. 4008, p. 534, ed. by M.Iye, A.Moorwood
 Delfosse, X., Forveille, T., Perrier, C. & Mayor, M. 1998 A&A, 331, 581

Table 3. RV differences and estimates of companion masses. ΔRV gives half peak-to-peak differences of the observed RVs listed in Tables 1 and 2. For RV constant objects in this survey (upper part of the table), ΔRV is an upper limit for the RV semiamplitude of hypothetical companions missed due to RV precision. For them, the last column lists upper limits for the companion minimum mass $M_2 \sin i$ derived by assuming a semimajor axis of 0.1 AU and circular orbits. For RV variable objects (lower part of table), the recorded RV differences are lower limits for the RV amplitudes of hypothetical companions. For them, the last column gives a lower limit for the companion minimum mass $M_2 \sin i$ for separations of 0.2 AU (Cha H α 8) and 0.4 AU (CHXR 74, Sz 23), resp. Primary masses are taken from Comerón et al. (1999, 2000).

object	ΔRV [km s ⁻¹]	$M_2 \sin i$ [M _{Jup}]
RV constant:		
Cha H α 1	0.24	0.6
Cha H α 2	0.13	0.4
Cha H α 3	0.20	0.6
Cha H α 4	0.21	0.8
Cha H α 5	0.03	0.1
Cha H α 6	0.28	0.6
Cha H α 7	0.58	1.1
Cha H α 12	0.56	1.5
B 34	0.07	0.3
RV variable:		
Cha H α 8	1.37	6
CHXR 74	1.59	15
Sz 23	1.09	13

Frink S., Mitchell D.S., Quirrenbach A., Fischer D.A., Marcy G.W., Butler R.P. 2002, ApJ 576, 478
 Guenther E.W., Wuchterl G. 2003, A&A 401, 677
 Hatzes A.P., Guenther E.W., Endl M., Cochran W.D., Dillingner M.P., Bedalov A. 2005, A&A 437, 743
 Joergens, V., Guenther, E. 2001, A&A, 379, L9
 Joergens V. 2003, PhD thesis, Ludwigs-Maximilians Universität München
 Joergens V., Fernández M., Carpenter J.M., Neuhäuser R. 2003, ApJ 594, 971
 Joergens, V. 2005a, In: Reviews in Modern Astronomy, Vol. 18, ed. by S. Roeser, Wiley, Weinheim, p. 216-239 astro-ph/0501220
 Joergens, V. 2005b, A&A subm.
 Kürster M., Endl M., Els S., Hatzes A.P., Cochran W.D., Dbereiner S., Dennerl K. 2000, A&A 353, L33
 Luhman K.L. 2004 ApJ 614, 398
 Marcy G., Butler P., Vogt S., Fischer D., Lissauer J. 1998, ApJ 505, L147
 Marcy G., Butler P., Fischer D., Vogt S., Lissauer J., Rivera E., 2001, ApJ 556, 296
 Marcy G., Butler R. P., Fischer D. et al. 2005b, Progress of Theoretical Physics Supplement No. 158, astro-ph/0505003
 Marcy G., Butler P., Vogt S. et al. 2005a, ApJ, 619, 570
 Mazeh T., Simon M., Prato L., Markus B., Zucker S. 2003, ApJ 599, 1344
 Mitchell D.S., Frink S. et al. 2005, subm.
 Moutou C., Mayor M., Bouchy F. et al. 2005, A&A subm.
 Neuhäuser, R. & Comerón, F. 1998, Science, 282, 83
 Neuhäuser, R. & Comerón, F. 1999, A&A, 350, 612
 Neuhäuser, R., Brandner, W., Alves, J., Joergens, V. & Comerón, F. 2002, A&A, 384, 999
 Neuhäuser R., Brandner W., Guenther E. 2003, IAUS 211, 309, ed. by E. Martín
 Neuhäuser, R., Guenther E.W., Wuchterl G., Mugrauer M., Bedalov A., Hauschildt P.H. 2005, A&A, in press, astro-ph/0503691

Prato L., Simon M., Mazeh T., McLean I.S., Norman D., Zucker S. 2002 ApJ 569, 863
 Santos N. et al. 2004, A&A 426, L19
 Setiawan J., Rodmann J., da Silva L. et al. 2005 A&A 437, L31

Appendix A: Observing logs UVES spectra

Table A.1. Observing log: UVES spectroscopy of BDs and (very) low-mass stars in Cha I. Given are the date of the observation, heliocentric Julian day (HJD) at the middle of the exposure, the exposure time, and the radial velocity RV for each spectrum.

Object	Date	HJD	Exposure [s]	RV [km s ⁻¹]
Cha H α 1	2000 Apr 04	2451638.56395	2x1650	16.167
	2000 Apr 24	2451658.57346	2x1650	16.648
Cha H α 2	2000 Apr 04	2451638.59431	1x1029	16.015
	2000 Apr 24	2451658.60407	1x1029	16.282
Cha H α 3	2000 Apr 04	2451639.49340	1x899	14.357
	2000 Apr 24	2451658.61991	1x899	14.758
Cha H α 4	2000 Mar 14	2451617.72337	1x2200	15.176
	2000 Mar 14	2451617.74954	1x2200	14.642
	2000 Mar 24	2451627.79079	1x2200	14.732
	2000 Mar 24	2451627.81697	1x2200	14.999
	2000 Mar 31	2451635.51085	1x2200	14.773
	2000 Apr 23	2451658.50840	1x2200	14.941
	2000 Apr 23	2451658.53460	1x2200	14.875
	2000 May 22	2451687.49289	1x2200	14.774
	2000 May 23	2451687.51900	1x2200	14.885
	2002 Jan 17	2452291.73197	2x1100	14.761
	2002 Jan 17	2452291.75976	2x1100	15.614
	2002 Jan 17	2452291.79010	2x1100	14.661
	2002 Jan 17	2452291.81794	2x1100	15.260
	2002 Jan 17	2452291.84586	2x1100	14.450
	2002 Jan 18	2452292.81113	2x1100	14.669
	2002 Jan 18	2452292.83902	2x1100	14.839
	2002 Jan 24	2452298.69149	2x1100	14.575
	2002 Jan 24	2452298.71931	2x1100	14.694
	2002 Feb 02	2452307.70591	2x1100	15.338
	2002 Feb 02	2452307.73367	2x1100	14.790
	2002 Feb 04	2452309.72831	2x1100	14.821
	2002 Feb 04	2452309.75613	2x1100	14.820
	2002 Feb 13	2452318.70523	2x1100	14.939
	2002 Feb 13	2452318.73306	2x1100	15.031
Cha H α 5	2000 Apr 05	2451639.51485	1x800	15.499
	2000 Apr 24	2451658.63522	1x800	15.446
Cha H α 6	2000 Apr 05	2451639.58967	1x1029	16.093
	2000 Apr 24	2451658.65099	1x1029	16.652
Cha H α 7	2000 Apr 05	2451639.55225	2x2150	16.513
	2000 Apr 24	2451658.68756	2x2150	17.664
Cha H α 8	2000 Apr 05	2451639.61095	1x1599	14.787
	2000 Apr 24	2451658.72597	1x1600	14.935
	2002 Mar 06	2452339.67846	1x1785	16.972
	2002 Mar 06	2452339.70084	1x1785	16.868
	2002 Mar 22	2452355.64149	1x1785	16.795
	2002 Mar 22	2452355.66378	1x1785	17.028
	2002 Apr 16	2452380.60528	1x1785	17.391
	2002 Apr 16	2452380.62764	1x1785	17.710
	2002 Apr 19	2452383.56440	1x1785	17.356
	2002 Apr 19	2452383.58690	1x1785	17.402

Table A.2. Observing log: UVES spectroscopy continued. See Table A.1 for details.

Object	Date	HJD	Exposure [s]	RV [km s ⁻¹]
Cha H α 12	2000 Apr 05	2451639.63487	1x1599	15.021
	2000 Apr 25	2451659.59469	1x1600	13.905
B 34	2000 Mar 13	2451616.82387	1x1350	15.730
	2000 Mar 13	2451616.84023	1x1350	15.859
	2000 Mar 25	2451628.61377	1x2700	15.746
	2000 Mar 31	2451634.54665	1x1350	15.687
	2000 Mar 31	2451634.56298	1x1350	15.810
	2000 Apr 23	2451657.52652	1x1350	15.591
	2000 Apr 23	2451657.54287	1x1350	15.743
	2000 May 21	2451686.50566	1x1350	15.720
	2000 May 22	2451686.52202	1x1350	15.908
CHXR 74	2000 Mar 13	2451616.78332	1x600	15.313
	2000 Mar 13	2451616.79097	1x600	15.439
	2000 Mar 31	2451634.51710	1x600	14.537
	2000 Mar 31	2451634.52473	1x600	14.460
	2000 Apr 22	2451656.50861	1x600	15.048
	2000 Apr 22	2451656.51633	1x600	14.660
	2000 May 21	2451686.47878	1x600	14.320
	2000 May 21	2451686.48644	1x600	14.232
	2004 Mar 03	2453067.82538	1x630	17.234
	2004 Mar 03	2453067.83374	1x630	17.157
	2004 Mar 12	2453076.66087	1x630	17.123
	2004 Mar 12	2453076.66888	1x630	17.244
	2004 Mar 21	2453085.76620	1x630	16.805
	2004 Mar 21	2453085.77424	1x630	17.213
	2004 Mar 24	2453088.79419	1x630	16.756
	2004 Mar 24	2453088.80224	1x630	17.068
	2004 Mar 31	2453095.77639	1x630	17.447
	2004 Mar 31	2453095.78445	1x630	17.460
	2004 Mar 01	2453096.77199	1x630	17.218
	2004 Mar 01	2453096.78001	1x630	17.181
Sz 23	2000 Mar 14	2451617.68093	2x1350	14.652
	2000 Mar 25	2451628.66914	2x1350	15.926
	2000 Mar 31	2451634.58325	1x1350	15.656
	2000 Mar 31	2451634.59958	1x1350	15.472
	2000 Apr 22	2451657.48819	1x1350	14.575
	2000 Apr 22	2451657.50452	1x1350	14.905
	2000 May 20	2451685.47992	1x1350	15.288
	2000 May 20	2451685.49632	1x1350	15.178
	2004 Mar 02	2453066.79564	1x1300	15.431
	2004 Mar 02	2453066.81152	1x1300	14.873
	2004 Mar 08	2453072.83264	1x1300	16.610
	2004 Mar 08	2453072.84841	1x1300	16.684
	2004 Mar 12	2453076.68615	1x1300	16.283
	2004 Mar 12	2453076.70222	1x1300	16.470
	2004 Mar 21	2453085.79265	1x1300	14.591
	2004 Mar 21	2453085.80853	1x1300	14.353
	2004 Mar 24	2453088.76236	1x1300	16.430
	2004 Mar 24	2453088.77820	1x1300	16.289
	2004 Mar 31	2453095.74401	1x1300	16.447
	2004 Mar 31	2453095.76013	1x1300	16.416
	2004 Apr 01	2453096.74102	1x1300	15.359
	2004 Apr 01	2453096.75691	1x1300	15.369