

# THE PUZZLING CASE OF 56 PEGASI: A FAST ROTATOR SEEN NEARLY FACE-ON?

*By A. Frankowski and A. Jorissen  
Institut d'Astronomie et d'Astrophysique  
Université Libre de Bruxelles*

A spectroscopic orbit has been recently found by R. Griffin for the long known barium star 56 Peg, which is also a strong X-ray source. This short-period, low mass-function orbit raises several questions regarding the history of the system. In the present paper, we show that it is not easy to find an evolutionary history for 56 Peg which is consistent with the current component's masses, unless one assumes that the giant is a relatively fast rotator (a few times  $10 \text{ km s}^{-1}$ ). The hypothesis of fast rotation allows us to explain some other peculiarities of this object as well.

*[...] when you have excluded the impossible,  
whatever remains, however improbable,  
must be the truth.*

— Sir Arthur Conan Doyle,  
*The Adventure of the Beryl Coronet*

## *Introduction*

In paper 186 of R. Griffin's series on *Spectroscopic Binary Orbits from Photoelectric Radial Velocities* appearing in this issue of the *Magazine*<sup>1</sup>, a 111.15 d orbit is found for 56 Peg, a rather luminous barium star which is as well a strong X-ray source. The star 56 Peg is also remarkable in having, despite its large radius (the object is classified as a bright giant, listed as K0.5 II by Keenan & McNeil<sup>2</sup>; an interferometric measurement by van Belle et al.<sup>12</sup> yields a radius of  $40 \pm 4.7 R_{\odot}$  for a uniform-disc approximation), the second shortest orbital period among barium stars, as revealed by Fig. 1. This figure displays the eccentricity – period diagram of barium stars. Its mass function of  $3.73 \times 10^{-5} M_{\odot}$  is the smallest among barium stars. The giant is of solar or slightly subsolar metallicity<sup>3,4</sup>:  $[\text{Fe}/\text{H}] = -0.15 \pm 0.28$ . Older metallicity determinations<sup>5,6</sup>, in the range  $[\text{Fe}/\text{H}] = -0.21$  to  $-0.01$ , are thus consistent with these recent values. For a thorough discussion of the object's spectral type and abundances the reader is referred to the review by Griffin<sup>1</sup>.

An absolute magnitude of  $M_V \sim -1^m.3 \pm 0.1$  is quoted by Griffin for 56 Peg, based on literature values of the  $V$  magnitude and on its Hipparcos parallax<sup>7</sup> of  $6.07 \pm 0.67$  milliarcsecond\* ( $d = 165 \pm 18$  pc). Distance estimates based on the straight inversion of the parallax, as done here, are subject to statistical biases. In this specific case however, maximum likelihood estimates of the distance (based as well on the Hipparcos parallax, but providing unbiased distance estimates) yield distances consistent with the above value: Mennessier et al.<sup>8</sup> obtain  $d = 161 \pm 16$  pc while Famaey et al.<sup>9</sup> give  $d = 167 \pm 18$  pc.

In what follows, wherever clarity requires to differentiate the giant component in 56 Peg from the system as a whole, we will use the name 56 Peg A for the giant.

## *Location of 56 Peg A in the Hertzsprung-Russell diagram*

Several arguments presented in this note will be based on the location of 56 Peg A in the Hertzsprung-Russell (H-R) diagram. Therefore, we prefer to rely on consistent sets of magnitude and colour measurements from Tycho-2<sup>10</sup> and Hipparcos<sup>7</sup>. There are 193  $V_T$  and  $B_T$  measurements available for 56 Peg, yielding  $\langle V_T \rangle = 4.906 \pm 0.022$  and  $\langle B_T - V_T \rangle = 1.53 \pm 0.04$ , with the quoted uncertainty corresponding to the  $\sigma$  of gaussians fitted to the  $V_T$  and  $(B_T - V_T)$  distributions (Hence, the standard error on the quoted mean is in fact smaller by the factor  $193^{1/2} = 13.9$ ). The average uncertainty on single  $V_T$  and  $B_T$  measurements of

\*abbreviated 'mas' in the remainder of this paper

56 Peg is 0.021 and 0.038 mag, respectively, so that there is no indication from the Tycho-2 photometry that the star is variable (since the standard dispersions of both the  $V_T$  and  $(B_T - V_T)$  distributions simply reflect the measurement errors). Using Eqs. 1.3.29 and 1.3.33 of Volume 1 of the Hipparcos catalogue<sup>7</sup> to convert the Tycho-2 photometry to the Johnson system, one finally obtains  $V = 4.76 \pm 0.02$  and  $B - V = 1.28 \pm 0.03$ . An analogous procedure using even more accurate measurements from Hipparcos  $H_p$  band leads to the same average value of  $V$ , but Hipparcos data do reveal small intrinsic photometric variability with a scatter of 0.011 mag (Hipparcos catalogue field H46; see also the discussion in Griffin’s paper<sup>1</sup>), which is below Tycho-2 detection limit and is also sufficiently small not to pose a threat to our further reasoning. The obtained value for the  $V$  magnitude falls in the literature range  $V = 4.7 - 4.8$  quoted by Griffin, and yields  $M_V = -1.32^{+0.23}_{-0.26}$  (where the quoted uncertainty combines the uncertainty on the parallax and on the photometry, but is in practice completely dominated by the parallax formal error).

As the companion is much fainter than the giant and is not seen in the visible light (though it has been detected in the UV<sup>1</sup>), we note that it is safe to ascribe the above photometry to the giant star. These values have been used in Fig. 2 to locate 56 Peg A in the observational H-R diagram displaying stellar evolution tracks from Lejeune & Schaerer<sup>11</sup>, computed up to the first thermal pulse on the asymptotic giant branch (AGB). They reveal that in the solar-metallicity case ( $Z = 0.02$ ), the giant star in the 56 Peg system has a mass of the order of 3–4  $M_\odot$ , whereas the mass may be as low as 2  $M_\odot$  for the subsolar metallicity of  $Z = 0.008$  (corresponding to  $[\text{Fe}/\text{H}] = -0.4$ ). Admittedly, such estimates may depend upon the details of the complex theoretical modelling of late stages of stellar evolution.

More importantly, as we will now show, 56 Peg A has not attained the thermally-pulsing asymptotic giant branch (TP-AGB) yet. Therefore, the nucleosynthesis associated with thermal pulses and the ensuing third dredge-ups cannot be invoked to account for the barium enrichment observed in the atmosphere of 56 Peg A.

From the observed parameters of 56 Peg A ( $B - V = 1.3$  and  $M_V = -1.3$ ) applying a bolometric correction one gets a luminosity of  $\log L/L_\odot = 2.7$ . The luminosity at the onset of the TP-AGB has been estimated in the following way. In the solar-metallicity case ( $Z = 0.02$ ; right panel of Fig. 2), the core-mass – luminosity relationship from Blöcker<sup>13</sup> (as given by Eq. 1 of Herwig et al.<sup>14</sup>) predicts  $\log L = 3.5$  at the start of the TP-AGB for a 3  $M_\odot$  star, when the core mass amounts to 0.54  $M_\odot$  according to Fig. 3. Thus in the solar-metallicity case 56 Peg A is well below the luminosity defining the onset of the TP-AGB. The situation is similar for the  $Z = 0.008$ , 2.5  $M_\odot$  case (left panel of Fig. 2): for a core mass of 0.52  $M_\odot$  at the onset of the TP-AGB (see Fig. 3), Blöcker’s core-mass – luminosity relationship predicts  $\log L = 3.3$ , larger than the estimated stellar luminosity of  $\log L = 2.7$ . The more complex core-mass – luminosity relationship of Wagenhuber & Groenewegen<sup>15</sup> yields basically the same results. Even considering TP-AGB stars in the luminosity dips following a thermal pulse (rather than in the quiescent H-burning interpulse stage, as implicitly assumed by the above core-mass – luminosity relationships) would not change the above conclusion that 56 Peg A cannot be a TP-AGB star, since these dips are about 0.3 dex fainter in  $\log L$  (see Wagenhuber & Groenewegen<sup>15</sup>).

The conclusion that 56 Peg A cannot be a TP-AGB star plays a central role in the difficulty of finding for the 56 Peg system a suitable evolutionary channel which is consistent with the component masses derived from the spectroscopic orbit, as discussed in the next section.

### *Difficulty with the masses under the corotation hypothesis*

The very small velocity semi-amplitude observed by Griffin (a mere 1.5 km s<sup>-1</sup>) yields a mass function of only 3.73 10<sup>-5</sup>  $M_\odot$ . Under the assumption that the giant star’s rotation is synchronized with the orbital motion, and that both motions are in the same plane, Griffin uses the rotational velocity of 4 km s<sup>-1</sup> (as derived by de Medeiros & Mayor<sup>16</sup>) to obtain  $\sin i \sim 0.22$  (i.e.,  $i \sim 13^\circ$ ). The Hipparcos astrometric data are unfortunately of no help to corroborate this value of the orbital inclination, as the sought astrometric orbit should have  $a_1 = 1$  mas, just beyond the Hipparcos detection capabilities (especially when the orbital period is as short as 111 d; see Jancart et al.<sup>17</sup>). The masses of the components are then constrained by the relation

$$\frac{M_2^3}{(M_1 + M_2)^2} \approx 0.0034 \quad \text{when} \quad i = 13^\circ. \quad (1)$$

From this relationship, Griffin derives a mass ratio  $q = M_1/M_2$  of the order of 10 (where  $M_1$  and  $M_2$  are the masses of the giant component and of its companion, respectively), and lists pairs  $(M_1, M_2) = (2, 0.26), (4, 0.40),$  and  $(6, 0.52)$   $M_\odot$  as examples of possible solutions. The author also notes that these

figures rely heavily on the above assumptions, but does not feel the need to reject them as they are indeed required for the system to remain detached in its present state.

However, potential difficulties with the former evolution of the system inspired the authors of the present note to look more deeply into this result from a stellar evolution standpoint. More specifically, the possible masses derived from the mass function for the two components (under the assumption of  $i = 13^\circ$ ) raise several questions regarding the past history of the system, especially when considering the fact that the location of 56 Peg A in the H-R diagram forbids it from being a TP-AGB star, as discussed earlier. The very barium nature of 56 Peg A then implies that it has been polluted through mass transfer from a former TP-AGB companion. The present companion star has then to be a carbon-oxygen white dwarf (CO WD). This restricts the companion’s mass range to  $M_2 \gtrsim 0.45 M_\odot$ . Therefore, among the three pairs of masses suggested by Griffin, only the high mass range is in fact relevant to 56 Peg. A semi-empirical initial–final mass relation for WDs may then be used to further constrain  $M_2$ .

Taken together with the most recent initial–final mass relation of Weidemann<sup>18</sup>, expression (1) seems to require that the mass of the giant has been substantially altered by the mass transfer. Even so, however, there is hardly a way towards an acceptable solution.

As an illustrative example, assume  $M_{2,f} = M_{\text{WD}} = 0.68 M_\odot$ . Then from Weidemann relation,  $M_{2,i} = 3 M_\odot$  and from the mass function,  $M_{1,f} = 8.9 M_\odot$ . The former primary has thus lost in total  $3 - 0.68 = 2.32 M_\odot$ . Even assuming that all this mass was dumped on the companion yields an initial mass of  $M_{1,i} = 8.9 - 2.32 = 6.58 M_\odot$  for the progenitor of the current giant star. But this mass is still larger than  $3 M_\odot$ , the estimated initial mass of the former *primary*. This solution is thus not acceptable, as it is obviously incompatible with the constraint that the WD progenitor must have been initially the more massive component. It is in fact possible to demonstrate graphically that there are no solutions for the whole range of relevant masses (the method is presented in what follows, where it is used with even more liberal assumptions on the theoretical final masses). Then we are left with the hypothesis that the initial–final mass relationship does not apply here. It is not surprising indeed, that in a mass-transfer system, a standard single-star  $M_i$ – $M_f$  relation does not hold. We nevertheless note that the precursor of the current WD had to pass through the TP-AGB phase, in order to produce the heavy elements now observed in the atmosphere of the barium star. This again constrains the WD mass, as it is required that this mass be no smaller than the CO core mass at the first thermal pulse on the AGB,  $M_{c,1\text{TP}}(M_{2,i})$ . As indicated in the notation, this quantity is a function of the initial mass of the star. This relationship can be derived from stellar evolution theory and various sources give similar results – see e.g., Fig. 1 of Weidemann<sup>18</sup>. To fix the ideas, Fig. (3) presents  $M_{c,1\text{TP}}$  as a function of  $M_{2,i}$  from Blöcker<sup>19</sup> (it is a compilation of his own data with those of Lattanzio<sup>20</sup>) and from calculations by Herwig & Blöcker (priv. comm. to Weidemann<sup>18</sup>). Other theoretical results fall generally in between these two lines, so the range displayed on Fig. 3 gives an estimate of the theoretical uncertainty. For our purpose the lowest theoretical predictions of  $M_{c,1\text{TP}}$  for any given  $M_{2,i}$  are relevant, as they are more liberal – in the sense that they allow a greater range of possible final solutions. If we conclude that it is hard to find a solution with Blöcker’s curve, it will be even harder for any other existing relation. So, in what follows, Blöcker’s relation<sup>19</sup> will be used.

As can be seen, the absolute lower limit on the companion’s mass  $M_2$  is now raised to  $\sim 0.52 M_\odot$  and this value increases further with increasing  $M_{2,i}$ . This makes the present barium star quite massive ( $M_1 \gtrsim 6 M_\odot$  when the nominal inclination derived by Griffin is adopted). In fact, it becomes impossible to account for the formation of such a system in the framework of current stellar evolution theory. This difficulty is illustrated in Fig. 4, presenting mass-mass diagrams for the components of the 56 Peg system, for four evolutionary scenarios. In this figure, the horizontal axis corresponds to the mass  $M_1$  of the now-barium star, and the vertical axis to the mass  $M_2$  of the now-WD. The actual evolution of the system would be represented by a curve joining points corresponding to initial and final configurations. As the exact course of the 56 Peg evolution is unknown, we consider two extreme scenarios, which should encompass the actual evolution: no mass transfer, i.e., only mass loss from  $M_2$  (panels a and c) or conservative mass transfer from  $M_2$  to  $M_1$ , i.e., no systemic mass loss (panels b and d). With the assumed mass-loss/mass-transfer modes, the system evolves along straight lines in the  $(M_1, M_2)$  diagram: vertical for pure mass loss, or inclined at  $-45^\circ$  for conservative mass transfer. To guide the eye, the course of evolution is exemplified by several thin dotted lines in each panel.

Adopting a given value for the *initial* mass ratio  $q_i = M_{1,i}/M_{2,i}$ , one may then represent the initial states of the system for any given  $q_i$  as straight lines of appropriate inclination going through (0, 0). These are shown as thick lines, for  $q_i = 1$  in panels a and b, and for  $q_i = 0.5$  in panels c and d. Note that  $q_i = 1$  is the limiting case, as initially  $M_2$  had to be at least slightly larger than  $M_1$  in order for the primary component

to evolve faster.

Two independent constraints – which should be consistent with each other – are available to characterize the *final* (i.e., present) state of the binary system. First, the mass function expressed by Eq. 1 corresponds to the masses consistent with the observed radial-velocity curve and the adopted orbital inclination. This relationship between  $M_{1,f}$  and  $M_{2,f}$  is shown in each panel as a thin solid line, accompanied by thin dotted lines representing the  $1\sigma$  errors (which combine the uncertainties on the mass function and on the inclination). Second, the theoretical relation  $M_{c,1TP}(M_{2,i})$  of Blöcker (Fig. 3) provides another estimate of  $M_{2,f}$  (thick broken line) that connects to the initial value  $M_{2,i}$  through the thin dotted lines describing the mass-loss/mass-transfer evolution. Only points at or above this line represent possible final configurations. Note that the transformation of this theoretical final locus due to the changes in assumptions is a simple stretching and squeezing along the horizontal axis.

From Fig. 4, it is obvious that a marginal agreement between the observed and theoretical final masses is possible only in the most extreme case ( $q_i = 1$ , conservative mass transfer: panel b of Fig. 4). But conservative mass transfer originating from the convective envelope of a TP-AGB star (the progenitor of the current WD) does not seem very plausible, as such a mass-transfer mode would rapidly suffer from dynamical instabilities. Another difficulty with this solution is the rather large mass implied for the current giant star ( $M_1 \geq 5 M_\odot$ ). According to the stellar-evolution grid of Lejeune & Schaerer<sup>11</sup> displayed in Fig. 2, such massive giant stars (of solar or subsolar metallicity) have absolute magnitudes well in excess of the value inferred for 56 Peg A.

In fact, these tracks impose  $M_1 \leq 4.5 M_\odot$  for 56 Peg A. Such a limit on  $M_1$  can be inferred by inspection of the local  $M_V$  minima at the base of the giant branch: tracks for any star more massive than  $4.5 M_\odot$  will never reach as low a luminosity as  $M_V \sim -1.3$  on the giant branch, irrespective of the metallicity. Thus the high mass solutions inferred from the spectroscopic orbit may be excluded right away from luminosity considerations.

Considering the error bars on 56 Peg photometry and metallicity, the mass range  $2 - 4 M_\odot$  appears likely for the giant star (Fig. 2). Then from Eq. 1 (corresponding to an orbital inclination of  $i = 13^\circ$ ), it follows that  $M_2$  lies in the range  $0.26 - 0.40 M_\odot$  – much too small for a CO WD.

### *Towards a new model*

How is it then possible to reconcile theory and observations? The  $V \sin i$  estimate of de Medeiros & Mayor<sup>16</sup> seems beyond doubt, even though it involves some assumptions on the macroturbulent contribution to the observed line width. An independent determination by Gray<sup>21</sup>, using the Fourier transform technique which makes it possible to separate the macroturbulent from the rotational contribution, yields  $3.9 \text{ km s}^{-1}$ , very close to the  $4.4 \text{ km s}^{-1}$  value of de Medeiros & Mayor<sup>16</sup>.

One simple possibility would then be to allow  $\sin i$  outside the  $1\sigma$  range. In this case lower  $\sin i$  values are needed: the more edge-on the system is, the higher the companion mass becomes and the higher the observational ( $M_{1,f}, M_{2,f}$ ) locus lies on the mass-mass diagram.

Dropping the assumption of corotation, involved in deriving the value of  $\sin i$ , appears to offer very promising prospects, as we now show. This would improve the situation only if the giant rotates *faster* than corotation, implying a larger equatorial velocity. The inclination derived from the same value of the projected rotational velocity as adopted by Griffin would then become *smaller*. The observational final locus of 56 Peg on the ( $M_1, M_2$ ) diagram would then come closer to our theoretical limit. To fix the ideas, for the  $q_i = 0.5$  and pure mass-loss case (case c), consistency between the mass-function and  $M_{c,1TP}(M_{2,i})$  loci can be achieved if  $i = 5^\circ$ . This in turn implies an equatorial rotation velocity of about  $48 \text{ km s}^{-1}$ ! The only way to reach such a fast rotation is by spin accretion during the mass-transfer episode<sup>22,23</sup>. The spin accretion had to occur recently, because the dynamo associated with such a fast rotation and the resulting magnetic braking would slow the rotation down on a time scale of the order of  $10^8 \text{ yr}$  (see the paper by Theuns et al.<sup>22</sup> and references therein). One similar case is known among barium stars, namely HD 165141, a rapidly-rotating ( $V \sin i = 14 \text{ km s}^{-1}$ ) star, also classified<sup>22,24,25</sup> as RS CVn despite its long orbital period of 5200 d. The WD companion is the warmest known ( $T_{\text{eff}} \sim 35000 \text{ K}$ ) among barium-star companions, and its rather short cooling time scale (about  $10^7 \text{ y}$ ) clearly hints at a recent mass (and spin) accretion event. One notes a large difference in orbital period between this system and 56 Peg, which arguably somewhat limits the resemblance. Spin accretion in HD 165141 is thought to occur through wind and accretion disc formation while the separation of components in 56 Peg is comparable to (or even smaller than) a typical AGB giant radius. Thus a mass transfer mode other than wind accretion had to be involved in the 56 Peg system. But it is worth noting that fast rotation (up to  $100 \text{ km s}^{-1}$ !) is in fact common among at least one

class of related systems, namely d'-type symbiotics<sup>26</sup>. These objects also do exhibit some degree of barium enrichment. The only d'-type symbiotic with known orbital period, V417 Cen, has  $V \sin i = 70 \text{ km s}^{-1}$  and  $P = 247^{\text{d}}$ , which is much closer to the orbital period value of 56 Peg. That proves that spin accretion is somehow possible (and efficient!) even in systems with such relatively short orbital periods.

So, could 56 Peg be a similar case? Very likely, as

- (i) the strong UV continuum<sup>27,28</sup> has been ascribed to a warm WD of  $T_{\text{eff}} = 32000 \pm 4000 \text{ K}$  and  $M_2 = 1 M_{\odot}$ . Sweeney<sup>29</sup> predicts a cooling time of less than  $50 \cdot 10^6 \text{ y}$  for a WD of that temperature. This cooling time is shorter than the magnetic braking time scale of the giant, so that the latter is still rotating fast.
- (ii) many different observers have reported signatures of chromospheric activity (see Griffin<sup>1</sup> and references therein).

To mention just a few, Schindler et al.<sup>27</sup>, quoting Linsky et al.<sup>30</sup>, indicate that '56 Peg exhibits an unusual Ca II K line emission profile for its MK spectral type (...). The Ca II emission more nearly resembles that seen in solar plages.' Eaton<sup>31</sup> has remarked that the H $\alpha$  line profile is much shallower than the same line in inactive stars, thus suggesting that H $\alpha$  has been filled in by emission. Similar indications of emission exist for the ultraviolet Mg II h & k doublet and the Na I D line (see Griffin<sup>1</sup> and references therein). The question nevertheless arises whether this activity is triggered by fast rotation or by mass transfer in the binary system. Several arguments support the hypothesis of a fast rotator. The first is the constancy of the Ca II H & K emission profiles over several years<sup>27</sup>, whereas a mass-transfer origin for these lines would rather cause some variability, associated with irregularities in the mass transfer.<sup>†</sup> Second, the bright UV emission lines of C II, C III, C IV, He II, Si II, Si III, Si IV, N III and N V observed by Schindler et al.<sup>27</sup> along with the X-ray flux are typical signatures of a hot corona associated with magnetic heating and fast rotation. Schindler et al.<sup>27</sup> felt obliged to reject this obvious explanation, since the observed  $V \sin i$  is low. But the present paper precisely argues that these difficulties, as well as those raised by Griffin's orbital elements, vanish if one assumes that the star is a fast rotator. Very interestingly, Schindler et al.<sup>28</sup> argue that 56 Peg deviates from the rotation-activity ( $L_X$  versus  $V \sin i$ ) correlation of Pallavicini et al.<sup>34</sup>. Now it becomes obvious that it is the small  $\sin i$  value that drags this object that far to the left of the graph. Using corotation velocity (i.e.  $V = 18 \text{ km s}^{-1}$ ) instead of  $V \sin i$  improves the agreement, but 56 Peg is still an outlier (and would be even more so if one could resolve  $V$  from  $\sin i$  for the other objects). However, adopting  $V \sim 50 \text{ km s}^{-1}$  would restore 56 Peg right within the expected locus of RS CVn binaries, as far as its X-ray flux is concerned! This is shown in Fig. 5, which compares the X-ray flux of 56 Peg (corrected according to the new distance estimate from Hipparcos: 165 pc instead of 215 pc as estimated by Schindler et al.<sup>27</sup>) to that of late-type (including active) stars.

Given the small orbital separation, one may still wonder whether there should not be as well some contribution to the X-ray flux coming from accretion, as advocated by Schindler et al.<sup>27</sup> and Dominy & Lambert<sup>35</sup>. The major evidence suggesting that there may be a link between mass transfer and X-ray emission in active binaries is the correlation between the X-ray luminosity and the Roche-lobe filling fraction  $\Gamma_2$  for RS CVn systems noted by Welty & Ramsey<sup>36</sup>. Singh et al.<sup>37</sup> re-examined this issue using samples of RS CVn and Algol binaries, and confirm the weak correlation found earlier by Welty & Ramsey<sup>36</sup>. However, Singh et al. "*regard this as a rather weak argument, because both the X-ray luminosities and the Roche lobe filling fractions are themselves correlated with the stellar radii in the sample of RS CVn binaries, and thus regard this correlation as merely a by-product of the inherent size dependence of these quantities.*"

Actually, despite the short orbital period, the filling factor of 56 Peg A is not that close to unity,<sup>‡</sup> and therefore mass transfer to the companion occurs only through the accretion of the giant wind, which is quite moderate according to Reimers' mass-loss law: a mere  $2.7 \cdot 10^{-9} M_{\odot} \text{ y}^{-1}$  (adopting for the giant  $M_1 = 3 M_{\odot}$ ,  $R_1 = 40 R_{\odot}$  and  $\log L/L_{\odot} = 2.7$ ). Schindler et al.<sup>27</sup> and Dominy & Lambert<sup>35</sup> showed that such a mass loss rate could indeed account for the observed X-ray flux in a 100 d system, using the Hoyle & Lyttleton<sup>39</sup>

<sup>†</sup>Surprisingly, the Mg II h & k doublet, which is supposed to form at somewhat higher chromospheric levels than the Ca II H & K, according to Mullan & Stencel<sup>32</sup>, is strongly variable<sup>27,32,33</sup>. This variability cannot be ascribed to orbital modulation, since the system is seen nearly pole-on in the present model. Variations in the outflowing wind of the K giant, where the Mg II doublet supposedly forms, represent therefore an interesting possibility, as advocated by Mullan & Stencel<sup>32</sup> and Schindler et al.<sup>27</sup>.

<sup>‡</sup>Adopting  $i = 5^{\circ}$ ,  $M_1 = 3 M_{\odot}$ ,  $M_2 = 0.96 M_{\odot}$ , Griffin's orbital elements yield an orbital separation  $A = 152 R_{\odot}$  and a Roche radius around the giant component of  $73 R_{\odot}$ , well in excess of the  $40 R_{\odot}$  representing the stellar radius itself, and translating into  $\Gamma_2 = 0.55$ . One may note, however, that rotation faster than orbital motion complicates somewhat the picture: the usual Roche geometry does not strictly apply, hence the effective  $\Gamma_2$  will be a bit larger<sup>38</sup>.

accretion cross section. They failed, however, to recognize that this accretion cross section overestimates by about one order of magnitude the actual cross section, as inferred from hydrodynamical simulations<sup>22,40,41</sup>. This constitutes a further argument against a strong contribution from mass accretion to the X-ray flux.

Symbiotic systems provide another interesting sample to which 56 Peg may be compared. One of the defining properties of symbiotic systems is to host a hot compact star, mostly a WD, accreting matter from a giant companion<sup>42</sup>. The WD is heated either directly by accretion, or indirectly by nuclear burning fueled by accretion (see Jorissen et al.<sup>43</sup> and references therein). Symbiotic stars are X-ray sources<sup>44</sup>, at the level  $10^{30}$  to  $10^{33}$  erg s<sup>-1</sup>, to be compared with  $2.3 \cdot 10^{31}$  erg s<sup>-1</sup> for 56 Peg<sup>27,45,46</sup> (corrected for the new Hipparcos distance). The physical process emitting these X-rays in symbiotic stars is still debated. Direct evidence for accretion disks, in the form of continuum flickering and far UV continuum (and, by extension, X-rays) is not usually found in symbiotic stars<sup>47-49</sup>, unlike the situation prevailing in cataclysmic variables and low-mass X-ray binaries<sup>47,50</sup>. Other mechanisms were therefore advocated to account for the X-ray emission from symbiotics<sup>44</sup>, like thermal radiation from the hot component in the case of supersoft X-ray sources, or the shock forming in the collision region between the winds from the hot and cool components. Interestingly, Soker<sup>51</sup> even suggests that the X-ray flux from symbiotic stars exclusively arises from the fast rotation of the cool component spun up by wind accretion from the former AGB component (now a WD)! If that hypothesis is correct, the properties of X-rays from symbiotics would be undistinguishable from those of active binaries.

To conclude, it is thus unlikely that mass transfer possibly occurring in the 56 Peg system contributes significantly to the observed X-ray flux. The X-rays from 56 Peg share many properties of active binaries. On top of the arguments mentioned above, the ROSAT *HR1* hardness ratio for 56 Peg, as given by Voges et al.<sup>45</sup> ( $HR1 = 0.68$ , where  $HR1 = (H - S)/(H + S)$  and  $H$  and  $S$  are the ROSAT PSPC count rates in the 0.5 – 2.0 keV and 0.1 – 0.4 keV ranges, respectively) does lie in the range seen in RS CVn stars taken from the list of Singh et al.<sup>37</sup>.

Another argument supporting the presence of rotation-driven activity in 56 Peg is provided by the surface flux  $S_{CIV}$  of the C IV  $\lambda 155$  nm line, which falls exactly on the relation  $S_{CIV} - P_{rot}$  derived by Gunn et al.<sup>52</sup> for active binary stars. Adopting for 56 Peg A a radius of  $40 R_{\odot}$  and a distance of 165 pc, the observed<sup>27</sup> C IV flux [ $1.2 \cdot 10^{-12}$  erg cm<sup>-2</sup> s<sup>-1</sup>] translates into a surface flux of  $4.0 \cdot 10^4$  erg cm<sup>-2</sup> s<sup>-1</sup>, as compared to  $5.1 \cdot 10^4$  erg cm<sup>-2</sup> s<sup>-1</sup> from the period – surface-flux relationship of Gunn et al.<sup>52</sup> for an estimated rotation period of  $P_{rot} = 42$  d, adopting  $V_{rot} = 48$  km s<sup>-1</sup>. Similarly, the  $S_X/S_{bol}$  and  $S_{CIV}/S_{bol}$  ratios for 56 Peg fall on the tight relation obtained by Dempsey et al.<sup>53</sup> for RS CVn systems.

## Conclusions

The following coherent picture thus emerges for the 56 Peg system:

- Evolutionary tracks combined with Tycho-2 photometry and Hipparcos parallax ( $\langle V \rangle = 4.76$ ,  $\langle B - V \rangle = 1.28$ ,  $\varpi = 6.07 \pm 0.67$  mas,  $M_V = -1.32_{-0.26}^{+0.23}$ ) imply that the giant component in the 56 Peg system has a mass of the order of 2 to  $4 M_{\odot}$ , for metallicities solar or slightly subsolar ( $-0.4 \leq [\text{Fe}/\text{H}] \leq 0$ ). At solar metallicity, the Lejeune & Schaerer<sup>11</sup> tracks predict  $M = 3 M_{\odot}$  for our adopted 56 Peg A values of  $T_{eff} = 4200$  K and  $\log L = 2.7$ , corresponding to  $M_{bol} = -2.0$ .
- Whatever its metallicity in the above range, 56 Peg A is not luminous enough to be on the TP-AGB. The barium overabundance observed in the atmosphere of 56 Peg A must therefore be ascribed to mass transfer in the binary system.
- The WD companion of temperature 32000 K (inferred from a fit to the observed UV continuum) implies that the WD is young (with a cooling time scale of the order of  $50 \cdot 10^6$  y). 56 Peg A might therefore have been spun up during the mass transfer process (as d<sup>1</sup>-type symbiotics of similar orbital periods, thus representing yet another example of the class of WIRRING systems defined by Jeffries & Stevens<sup>23</sup>) and not yet slowed down by magnetic braking, which occurs on a time scale longer than the WD cooling time scale. In this scenario, high rotational velocity is achieved after and independently of tidal orbital circularization.
- 56 Peg A is therefore an active star, as evidenced by many emission lines in the optical (H $\alpha$ , Na D, CaII H & K) and ultraviolet. Diagnostics like  $S_X/S_{bol}$ ,  $S_{CIV}/S_{bol}$  (where  $S$  denotes the surface flux) and  $L_X$  versus  $V_{rot}$  all fall along the relations expected for active stars of the RS CVn type. The X-ray flux is therefore attributed to the activity of the giant star rather than to mass transfer in the binary system.

- The strong variability of the Mg II h & k lines has been ascribed to variability in the wind from the K giant. The above stellar parameters predict  $3 \times 10^{-9} M_{\odot} \text{ y}^{-1}$  from the Reimers mass-loss law.
- All activity indicators are consistent with a rotational velocity of 30–50 km s<sup>-1</sup>, implying an orbital inclination  $i \sim 5\text{--}8^{\circ}$ .
- The orbital mass function combined with the giant mass range (2–4  $M_{\odot}$ ) then implies  $M_2 = 0.75$  to 1.15  $M_{\odot}$ , now consistent with it being a CO WD.
- If the system is seen nearly pole-on, Griffin’s orbital elements then yield an orbital separation  $A = 152 R_{\odot}$  (for  $M_1 = 3 M_{\odot}$  and  $M_2 = 0.96 M_{\odot}$ ), implying a Roche radius around the giant component of 73  $R_{\odot}$ , well in excess of the 40  $R_{\odot}$  representing the stellar radius itself. The short orbital period (111 d) is not at all incompatible with the system being currently detached.
- The assumed inclination,  $i = 5^{\circ}$ , has an *a priori* probability of one part in 260. Admittedly, it is a small value, but it does not make the proposed solution impossible. In the light of the presented evidence, and bearing in mind the opening quotation from Sir Arthur Conan Doyle, the authors feel encouraged enough to submit their reasoning under the reader’s judgement.

### *Acknowledgements*

We thank Dr. R. Griffin for his patience which allowed this note to be published in the same issue of this *Magazine* as his orbital elements. A.J. is Senior Research Associate from F.N.R.S. (Belgium) and A.F. is Foreign Postdoctoral Fellow from F.N.R.S. (Belgium) under grant 1.5.108.05 F.

## References

- (1) R. F. Griffin, *The Observatory*, this volume, 2006.
- (2) P. C. Keenan & R. C. McNeil, *ApJS*, **71**, 245, 1989.
- (3) J. L. Fernandez-Villacanas *et al.*, *AJ*, **99**, 1961, 1990.
- (4) L. Začs, *A&A*, **283**, 937, 1994.
- (5) P. M. Williams, *MNRAS*, **170**, 343, 1975.
- (6) R. E. Luck, *ApJ*, **212**, 743, 1977.
- (7) ESA, The Hipparcos and Tycho Catalogues, ESA SP-1200, 1997.
- (8) M. O. Mennessier *et al.*, *A&A*, **326**, 722, 1997.
- (9) B. Famaey *et al.*, *A&A*, **430**, 165, 2005.
- (10) E. Høg *et al.*, *A&A*, **357**, 367, 2000.
- (11) T. Lejeune & D. Schaerer, *A&A*, **366**, 538, 2001.
- (12) G. T. van Belle *et al.*, *AJ*, **117**, 521, 1999.
- (13) T. Blöcker, Ph. D. thesis, University of Kiel, 1993.
- (14) F. Herwig *et al.*, *A&A*, **340**, L43, 1998.
- (15) J. Wagenhuber & M. A. T. Groenewegen, *A&A*, **340**, 183, 1998.
- (16) J. R. de Medeiros & M. Mayor, *A&AS*, **139**, 433, 1999.
- (17) S. Jancart *et al.*, *A&A*, in press (astro-ph/0507695), 2005.
- (18) V. Weidemann, *A&A*, **363**, 647, 2000.
- (19) T. Blöcker, *A&A*, **297**, 727, 1995.

- (20) J. C. Lattanzio, *ApJ*, **311**, 708, 1986.
- (21) D. F. Gray, *ApJ*, **347**, 1021, 1989.
- (22) T. Theuns *et al.*, *MNRAS*, **280**, 1264, 1996.
- (23) R. D. Jeffries & I. R. Stevens, *MNRAS*, **279**, 180, 1996.
- (24) F. C. Fekel *et al.*, *AJ*, **106**, 2370, 1993.
- (25) A. Jorissen *et al.*, *A&A*, **306**, 467, 1996.
- (26) A. Jorissen *et al.*, *A&A*, **441**, 1135, 2005.
- (27) M. Schindler *et al.*, *ApJ*, **263**, 269, 1982a.
- (28) M. Schindler *et al.*, *SAO Special Report*, **392**, 125, 1982b.
- (29) M. A. Sweeney, *A&A*, **49**, 375, 1976.
- (30) J. L. Linsky *et al.*, *ApJS*, **41**, 47, 1979.
- (31) J. A. Eaton, *AJ*, **109**, 1797, 1995.
- (32) D. J. Mullan & R. E. Stencel, *ApJ*, **253**, 716, 1982.
- (33) R. E. Stencel *et al.*, in R. D. Chapman & Y. Kondo, (eds.), *Future of Ultraviolet Astronomy Based on Six Years of IUE Research* (NASA CP-2349), p. 400, 1984.
- (34) R. Pallavicini *et al.*, *ApJ*, **248**, 279, 1981.
- (35) J. F. Dominy & D. L. Lambert, *ApJ*, **270**, 180, 1983.
- (36) A. D. Welty & L. W. Ramsey, *AJ*, **109**, 2187, 1995.
- (37) K. P. Singh *et al.*, *AJ*, **111**, 2415, 1996.
- (38) A. Kruszewski, *Acta Astr.*, **13**, 106, 1963.
- (39) F. Hoyle & R. A. Lyttleton, *Proc. Cam. Phil. Soc.*, **35**, 405, 1939.
- (40) N. Mastrodemos & M. Morris, *ApJ*, **497**, 303, 1998.
- (41) T. Nagae *et al.*, *A&A*, **419**, 335, 2004.
- (42) R. L. M. Corradi *et al.*, (eds.), *Symbiotic stars probing stellar evolution* (ASP Conf. Ser. Vol. 303), 2003.
- (43) A. Jorissen, in R. L. M. Corradi *et al.*, (eds.), *Symbiotic stars probing stellar evolution* (ASP Conf. Ser. Vol. 303), p. 25, 2003.
- (44) U. Mürset *et al.*, *A&A*, **319**, 201, 1997.
- (45) W. Voges *et al.*, *A&A*, **349**, 389, 1999.
- (46) A. Schwöpe *et al.*, *Astronomische Nachrichten*, **321**, 1, 2000.
- (47) J. L. Sokoloski *et al.*, *MNRAS*, **326**, 553, 2001.
- (48) J. L. Sokoloski, in R. L. M. Corradi *et al.*, (eds.), *Symbiotic stars probing stellar evolution* (ASP Conf. Ser. Vol. 303), p. 202, 2003.
- (49) E. M. Sion, 2003, in R. L. M. Corradi *et al.*, (eds.), *Symbiotic stars probing stellar evolution* (ASP Conf. Ser. Vol. 303), p. 193, 2003.
- (50) M. A. Guerrero *et al.*, *ApJ*, **553**, 55, 2001.
- (51) N. Soker, *MNRAS*, **337**, 1038, 2002.



- (52) A. G. Gunn *et al.*, *MNRAS*, **296**, 150, 1998.
- (53) R. C. Dempsey *et al.*, *ApJS*, **86**, 599, 1993.
- (54) A. Jorissen *et al.*, *A&A*, **332**, 877, 1998.
- (55) F. Arenou *et al.*, *A&A*, **258**, 104, 1992.

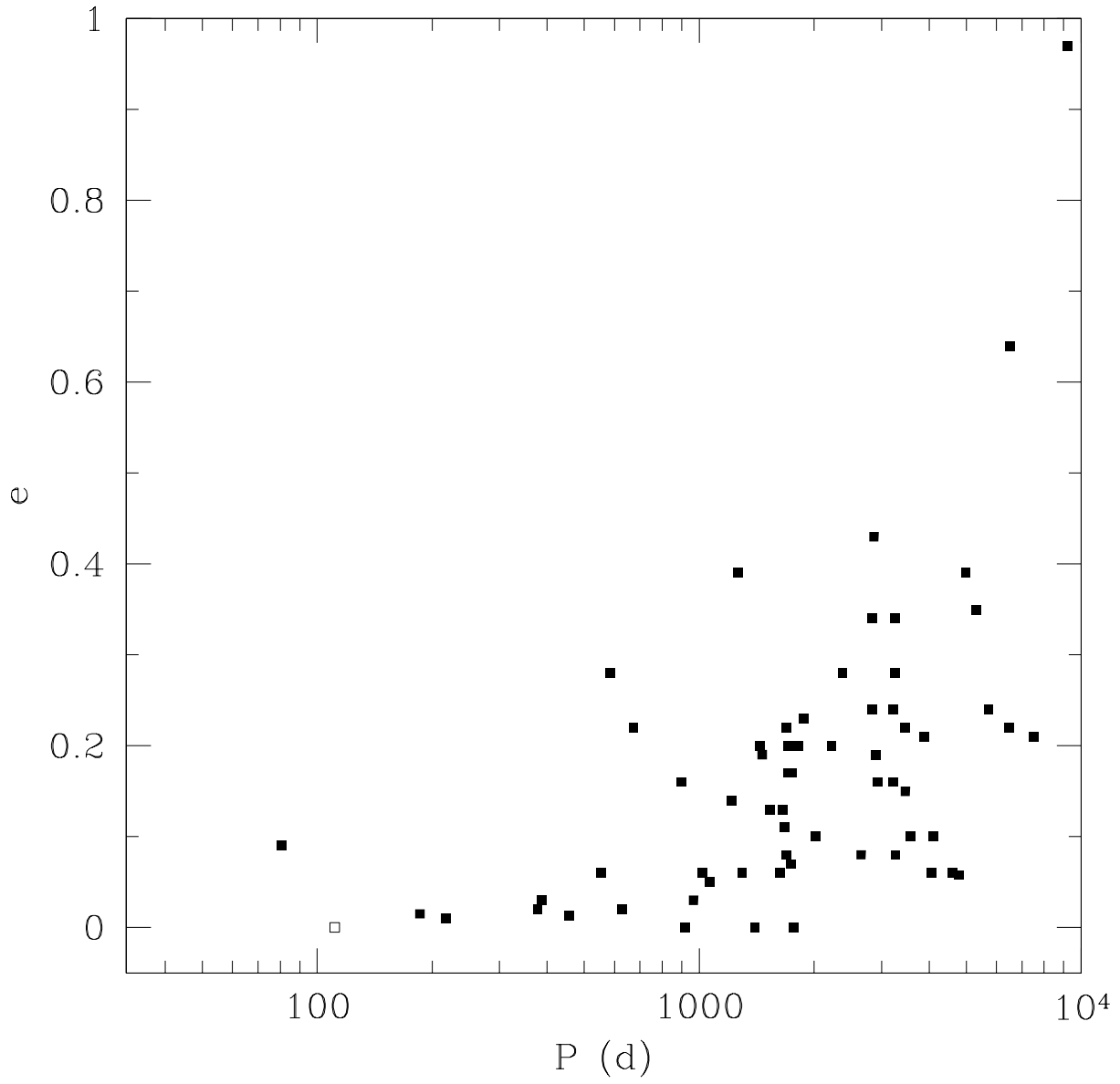


Figure 1: The eccentricity – period diagram of barium stars, with 56 Peg represented as an open square. Data for the other stars are from Jorissen et al.<sup>54</sup>.

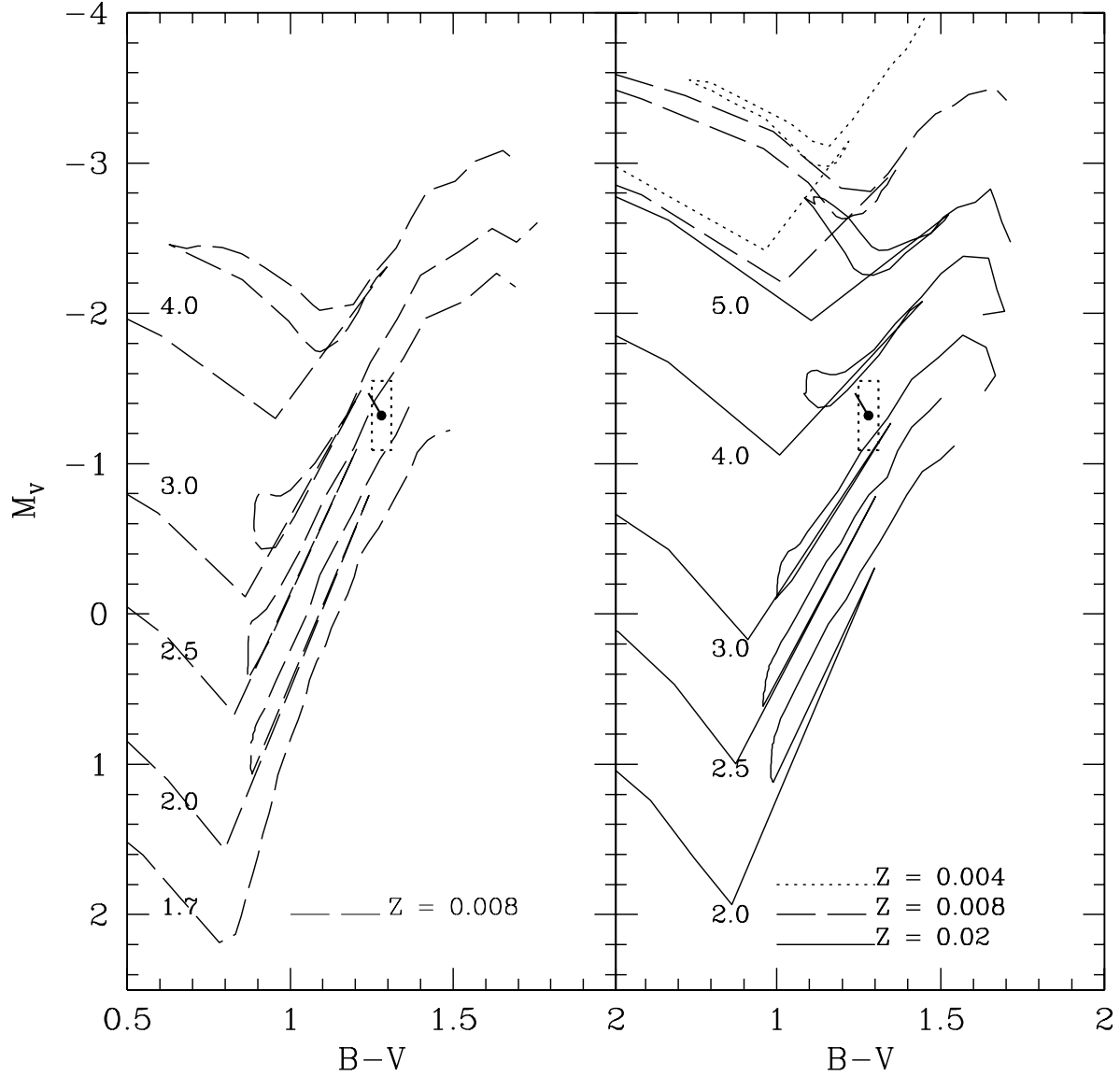


Figure 2: Position of 56 Peg A from Hipparcos and Tycho-2 photometry (black dot within an error box; note that the formal error in  $M_V$  is completely dominated by the parallax uncertainty) in the observational H-R diagram, plotted against Geneva theoretical tracks<sup>11</sup>, of various metallicities as indicated in the figure. Labels indicate initial masses of the stars. The thick oblique line protruding from the observed location of 56 Peg A corresponds to the de-reddening vector for  $A_V = 0.15$  mag, as derived from the extinction model of Arenou et al.<sup>55</sup>.

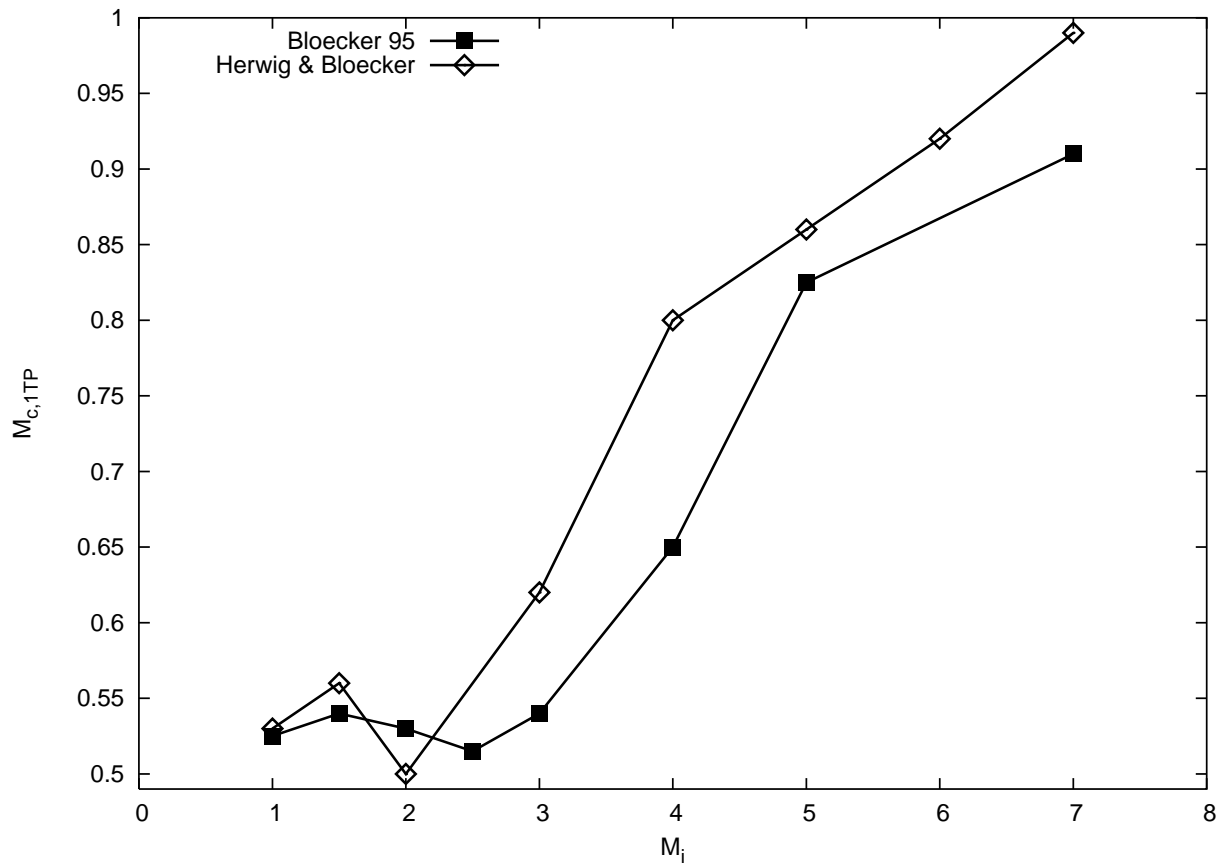


Figure 3: Mass of the CO core at the first thermal pulse,  $M_{c,1TP}$ , as a function of initial mass  $M_{2,i}$ , according to Bloeker<sup>19</sup> – line with filled squares – and to Herwig & Bloeker (priv. comm. to Weidemann<sup>18</sup>) – line with rhombs.

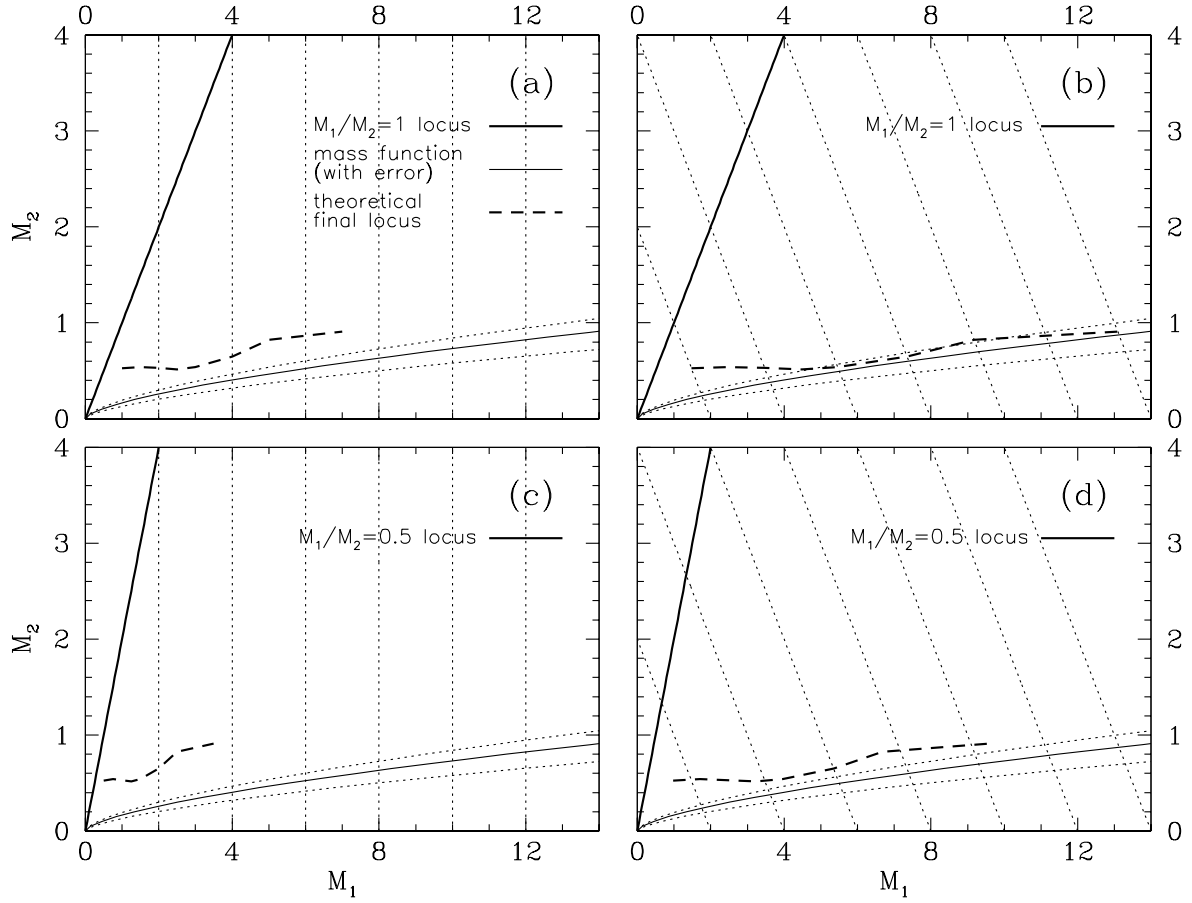


Figure 4: Mass-mass diagrams describing the evolution of the 56 Peg system. The horizontal and vertical axes correspond to the masses of the current barium star ( $M_1$ ) and of the current WD ( $M_2$ ), respectively. Each panel corresponds to a specific evolutionary scenario: (a)  $q_i = M_{1,i}/M_{2,i} = 1$ , mass loss only (no mass exchange); (b)  $q_i = 1$ , conservative mass transfer; (c)  $q_i = 0.5$ , mass loss only; (d)  $q_i = 0.5$ , conservative mass transfer. See text for details.

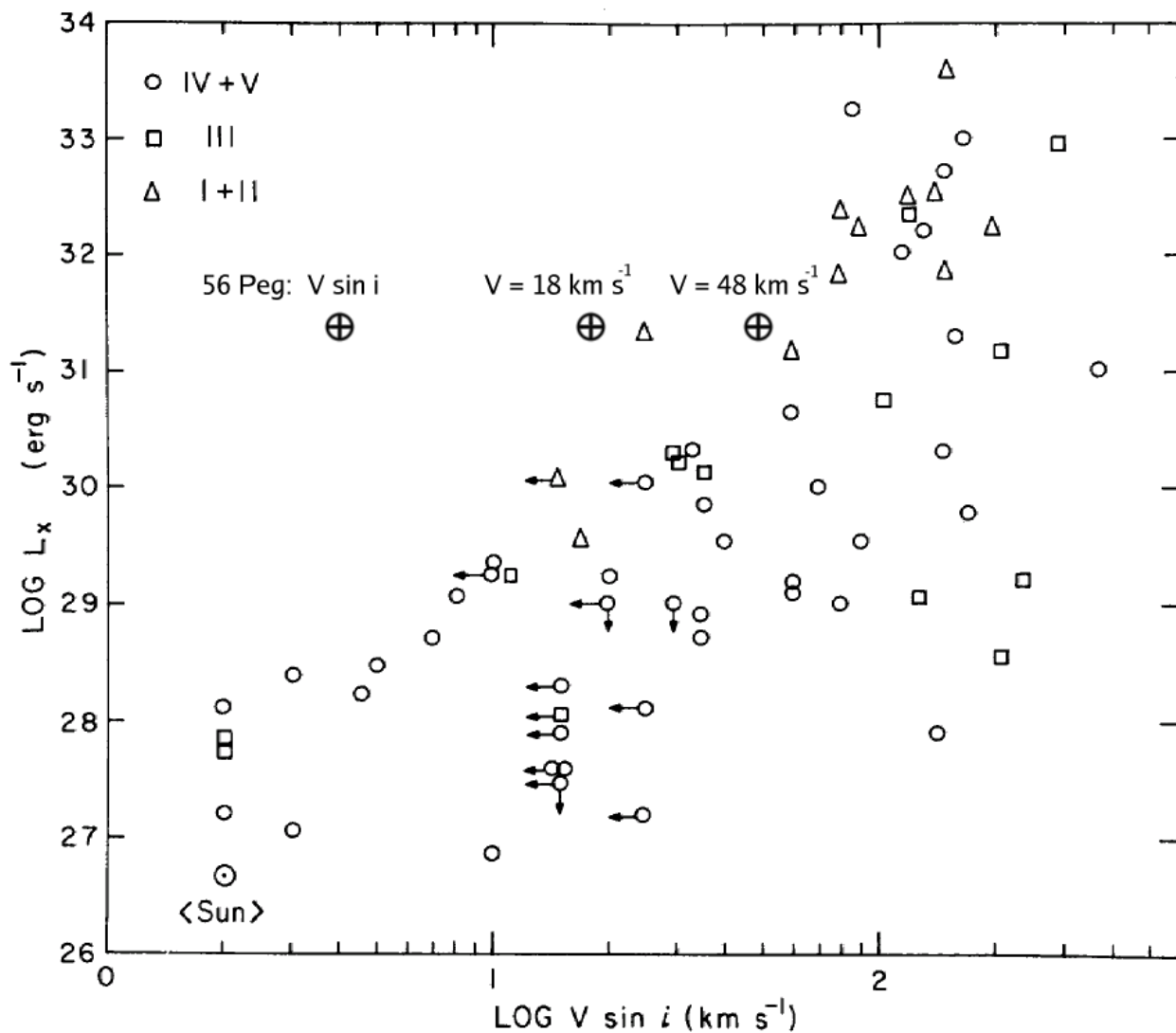


Figure 5: X-ray luminosities vs. projected rotational velocities for 56 Peg (encircled crosses, for  $V \sin i$  and for two values of  $V$ : assuming orbital corotation or fast rotation) and stars of various spectral types and luminosity classes detected by the *Einstein* Observatory. Different symbols indicate different luminosity classes. Adapted from Pallavicini et al.<sup>34</sup>.