

# Flat Cosmology with Coupled Matter and Dark Energies

A.-M.M. Abdel-Rahman<sup>1</sup> and Ihab F. Riad<sup>2</sup>

<sup>1</sup>*Division of Basic Sciences, Faculty of Engineering, University of Khartoum, P.O.Box 321 ,  
Khartoum 11115, Sudan*

abdelmalik@yahoo.com

<sup>2</sup>*Department of Physics, Faculty of Science, University of Khartoum, P.O.Box 321,  
Khartoum, 11115, Sudan, and Department of Astronomy, Faculty of Science, University of  
Cape Town, Cape Town, South Africa*

ifriad@circinus.ast.uct.ac.za

## ABSTRACT

Three models of a flat universe of coupled matter and dark energies with different low-redshift parameterizations of the dark energy equation of state are considered. The dark energy is assumed to vary with time like the trace of the energy-momentum tensor of cosmic matter. In the radiation-dominated era the models reduce to standard cosmology. In the matter-dominated era they are, for modern values of the cosmological parameters, consistent with data from SNe Ia searches and with the data of Gurvits et al. (1999) for angular sizes of ultra compact radio sources. We find that the angular size-redshift tests for our models offer a higher statistical confidence than that based on SNe Ia data. A comparison of our results with a recent revised analysis of angular size-redshift legacy data is made, and the implications of our models with optimized relativistic beaming in the radio sources is discussed. In particular we find that relativistic beaming implies a Lorentz factor less than 6, in agreement with its values for powerful Active Galactic Nuclei.

*Subject headings:* Cosmology:theory,dark energy,SNe Ia,angular size-redshift relation,critical redshift,relativistic beaming

## 1. INTRODUCTION

There is now substantial observational evidence (Peebles & Ratra 2003) that favors the existence of a smooth exotic cosmic component of energy of negative pressure. Going at

times under the name of a cosmological constant or quintessence or, at other times, dark energy, which we will adopt here, its true nature remains obscure.

The unexpected faintness of high redshift type Ia supernovae (SNe Ia) suggests that the universe is accelerating today (Riess et al. 1998; Perlmutter et al. 1999), relentlessly driven by dark energy. When the SNe Ia results are combined with observations of the amplitudes of primordial fluctuations in the cosmic microwave background radiation the overall picture seems to be one of an accelerating flat universe. Since the standard flat universe, despite its well-known shortcomings, has long been favored on aesthetic and theoretical grounds (Kolb & Turner 1990), the hope has arisen that the injection of dark energy will cure its ills, particularly in regards of its age of the universe problem. Thus a major industry of investigating the constraints imposed by continuously updated astrophysical observations on the dark energy in refined versions of the standard model has flourished in recent times. The present paper is one more contribution in this direction.

When it is assumed that the dark energy, viewed in general to be time-dependent, does not interact with matter, the energy equations for nonrelativistic pressureless matter and dark energy decouple leading to conservation of matter and to the dark energy equation  $d\rho_{de}/dz = 3(1+z)^{-1}(1+p_{de}/\rho_{de})\rho_{de}$ , where  $\rho_{de}(z)$  and  $p_{de}(z)$  are the dark energy density and pressure respectively and  $z$  is the redshift. In this case a solvable cosmological model is obtained if a specific variation of  $\rho_{de}$  is invoked (Ozer 1999; Abdel-Rahman 2002; Abdel-Rahman & Hashim 2005) or a definite parameterization for the equation of state  $w(z) \equiv p_{de}/\rho_{de}$  is suggested (Chevallier & Polarski 2001; Baccigalupi 2003; Alam et al. 2003; Dicus & Repko 2004; Padmanabhan & Choudhury 2003; Corasaniti et al. 2004; Alam et al. 2004; Johri 2004; Johri & Rath 2000).

Alternatively if one assumes that the dark energy interacts with matter (Ozer 1999), the energy equations for both are coupled and one needs a definite variation for  $\rho_{de}$ , in addition to specifying its equation of state. In this case the conservation of the energy-momentum tensor of the field equations, which holds when matter and the dark energy are noninteracting, is replaced by the conservation of the sum of this tensor and an extra appended tensorial piece representing the time-dependent dark energy. Here we follow this line: Specifically we assume (a)  $\rho_{de} \sim T$ , where  $T = \rho - 3p$  is the trace of the energy-momentum tensor of cosmic matter of density  $\rho$  and pressure  $p$ , and (b) a one parameter form for  $w(z)$ .

A variation  $\Lambda \sim T$  was introduced by Majernik (2001, 2003) for the cosmological constant  $\Lambda$ , the motivation being to identify the cosmological constant with a Lorentz-invariant scalar representing a form of quintessence. This cosmology is reminiscent of similar earlier attempts at identifying  $\Lambda$  with the Ricci scalar (Al-Rawaf & Taha 1996a,b; Abdel-Rahman 1997). The postulate  $\Lambda \sim T$  is interesting because it implies that the cosmological con-

stant vanishes in the radiation-dominated cosmic era of flat cosmology so that the successful standard primordial nucleosynthesis predictions are unaltered. In the matter-dominated era the postulate reduces to  $\Lambda \propto H^2$  where  $H$  is Hubble's parameter. The cosmological constant variation  $\Lambda \propto H^2$  itself was widely discussed in the literature (Freese et al. 1987; Carvalho et al. 1992; Lima & Carvalho 1994; Arcuri & Waga 1994; Wetterich 1995; Arbab 1997; Overduin & Cooperstock 1998; Vishwakarma 2001). In particular Carvalho et al. (1992) have pointed out that it follows from dimensional arguments consistent with quantum gravity. Since such arguments do not depend on the cosmological constant equation of state  $p_\Lambda = -\rho_\Lambda$  it is legitimate to regard them as equally valid for dark energy with  $w(z) \neq -1$ .

Extending this postulate to a dark energy with an equation of state of negative pressure we take  $\rho_{de} = \kappa T$  where  $\kappa$  is a dimensionless constant. A consequence of this is that the matter density parameter  $\Omega_m$  is constant in the model. We take it to be 1/3. This is because a matter density parameter around 0.30 seems to be favored by observations indicating that the dark energy accounts for 2/3 of cosmic matter (Turner 2002a,b). In fact Turner (2002c) has strongly argued a case for  $\Omega_m = 0.33 \pm 0.035$  from measurements of the physical properties of clusters, CMB anisotropies and the power spectrum of mass inhomogeneities.

For the dark energy equation of state we consider 3 models with the one-parameter forms: (1)  $w_{de} = w \equiv const$ , (2)  $w_{de} = -1 + wz$ , and (3)  $w_{de} = -1 + w \frac{z}{1+z}$ , where  $w$  is constant.

Model (1), *viz*,  $w_{de} \equiv w = const < 0$ , is a generalization of the cosmological constant case  $w_{de} = -1$ . Strictly speaking a constant  $w_{de}$  is valid for the cosmological constant only. Yet models of cosmic evolution driven by nonrelativistic matter and a quintessence component  $X$ , an exotic fluid with an arbitrary equation of state  $p_X = w_X \rho_X$  ( $w_X \geq -1$ ), have been widely studied (Ratra & Peebles 1988; Chiba et al. 1997; Turner & White 1997; Spergel & Pen 1997; Frieman et al. 1988; Caldwell et al. 1998; Efstathiou 1999; Turner 2002d). In a number of these models (particularly those with tracking solutions), both the dark energy density parameter  $\Omega_{de} (\equiv 8\pi G \rho_{de} / 3H^2)$  and  $w_{de}$  vary so slowly with redshift (Zlatev et al. 1999; Steinhardt et al. 1999; Efstathiou 1999) as to justify the approximate use of an effective equation of state parameter  $w_{eff} \sim \frac{\int w_{de}(z) \Omega_{de}(z) dz}{\int \Omega_{de}(z) dz}$  (Wang et al. 2000; Zhu et al. 2004). More generally, the absence of robust fundamental physics-based dark energy models and the difficulty to observe a time dependence of  $w_{de}$  from CMBR (Aurich & Steiner 2003) or from fits to luminosity distances (Di Pietro & Claeskens 2003), admits the possibility of a  $w_{de}$  which is constant in some specified range, and which arises as a model-independent approximation to the dark energy equation of state (Kneller & Strigari 2003; Cepa 2004). (The cosmology with a dark energy  $\sim a^{-2}$  and decoupled from ordinary matter so that  $w_{de} = -1/3$  has been recently discussed by one of us (Abdel-Rahman 2002) and by Abdel-Rahman & Hashim (2005)).

On the other hand parameterizations (2) and (3) are special cases of the two-parameter forms:  $w_{de} = w_{de}(0) + wz$ , and  $w_{de} = w_{de}(0) + w\frac{z}{1+z}$  which were proposed by Huterer & Turner (2001) and Weller & Albrecht (2002), and by Linder (2003) respectively, and recently studied, together with the case  $w_{de} = w \equiv const$ , by Dicus & Repko (2004). The form  $w_{de} = w_{de}(0) + wz$  diverges at very high redshifts whereas this difficulty is avoided in the model  $w_{de} = w_{de}(0) + w\frac{z}{1+z}$ , where  $w_{de} \rightarrow w_{de}(0) + w$  as  $z \rightarrow \infty$ . But, as argued by Riess et al. (2004), a safer strategy, which we follow here, is to regard these parameterizations as only valid for low- $z$  ( $z \ll z_{dec}$ ) and describing the late behavior of dark energy. This was done by Dicus & Repko (2004) who studied these parameterizations and found, on taking as prior  $\Omega_m = 0.3$  in a flat universe, that a constant  $w_{de} \equiv w_{de}(0) = -1$  is preferred by the fit to the gold data for type Ia supernovae (Riess et al. 2004; Tonry et al. 2003; Barris et al. 2004). Also it is already known that the cosmological constant scenario remains consistent with tight constraints from new cosmic microwave background and galaxy clustering data (Melchiorri 2004). Quite generally observations seem to require dark energy with present values  $w_{de} \sim -1$  and  $\Omega_{de} \sim 0.7$  (Peebles & Ratra 2003). With this in mind, and noting that recent SNeIa observations from HST do not indicate a rapid variation of  $w_{de}(z)$  away from its cosmological constant value, we pursue, for simplicity, the following approach: we consider the preceding three  $w_{de}(z)$  parameterizations and set in them, *ab initio*,  $w_{de}(0) = -1$ . Then we investigate the constraints on the dark energy equation of state from recent supernova data and observations of the angular sizes of ultra compact radio sources.

In section 2 we present the basic equations of the models. In sections 3 and 4 we examine the constraints on them from supernova and angular sizes data respectively. In discussing angular sizes we compare our results with those from a recent work by Jackson & Jannetta (2006), and also consider the implications of our angular size-redshift relations in the presence of relativistic beaming of the radio sources. Section 5 winds up the paper with a discussion of the results and some concluding remarks.

## 2. THE MODEL

We consider a spatially flat FRW universe ( $a$  is the RW scale factor)

$$ds^2 = dt^2 - a^2 (dr^2 + r^2 d\theta^2 + r^2 \sin^2 \theta d\phi^2) \quad (1)$$

with cold matter of zero pressure and energy density  $\rho_m$  and dark energy of density  $\rho_{de}$  and pressure  $p_{de} = w_{de}\rho_{de}$ . Denoting the scale factor today by  $a_0$ , (subscript "0" denotes present-day quantities), and defining  $a/a_0 = (1+z)^{-1}$ , where  $z$  is the red-shift, Einstein's

gravitational field equations can, in this case, be written as ( $\alpha \equiv 3/8\pi G$ )

$$\alpha^{-1}(\rho_m + \rho_{de}) = H^2 \equiv H_0^2 E^2(z), \quad (2)$$

$$\frac{3\alpha^{-1}w_{de}\rho_m}{(1+3w_{de})} = H^2 - \frac{2qH^2}{(1+3w_{de})}, \quad (3)$$

where  $q = -\frac{a\ddot{a}}{\dot{a}^2} = \frac{\ddot{z}(1+z)}{\dot{z}^2} - 2$  is the deceleration parameter and  $H = \dot{a}/a = -\frac{\dot{z}}{(1+z)}$  Hubble's constant (an over-dot denotes time differentiation), with  $H_0 \equiv 100h \text{ kms}^{-1}\text{Mpc}^{-1} = 2.16h \times 10^{-42} \text{ GeV}$  being its present-day value ( $h$  is the normalized Hubble constant). Defining the density parameters

$$\Omega_m \equiv \frac{\alpha^{-1}\rho_m}{H^2}, \quad \Omega_{de} \equiv \frac{\alpha^{-1}\rho_{de}}{H^2}, \quad (4)$$

we deduce from equation(2) that  $\Omega_m + \Omega_{de} = 1$ , valid at all times including  $t = t_0$ .

Combining equations (2)-(4) we obtain

$$q \equiv -1 + \frac{(1+z)}{2H^2} \frac{dH^2}{dz} = \frac{1}{2} + \frac{3w_{de}}{2}(1 - \Omega_m) = \frac{1}{2} + \frac{3\alpha^{-1}w_{de}\rho_{de}}{2H^2}. \quad (5)$$

In the Einstein-de Sitter (EdeS) standard model  $\Omega_m = 1$  or  $\rho_{de} = 0$  so that  $q = 1/2$ . For the cosmological constant  $\Lambda$  case  $w_{de} = -1$  so that  $q = \frac{3}{2}\Omega_m - 1$  which admits an accelerating universe scenario provided  $\Omega_m < 2/3$ .

In this paper we assume that  $\rho_{de} = \kappa T$  where  $T = \rho - 3p$  is the trace of the matter energy-momentum tensor and  $\kappa$  a dimensionless constant (Majernik 2001, 2003). Then in the matter-dominated epoch of flat cosmology we have from equations (2) and (4) that  $\rho_{de} = \kappa\rho_m = \frac{\alpha\kappa}{1+\kappa}H^2$  and  $\Omega_m = \frac{1}{1+\kappa} \equiv \text{const}$  (Majernik 2001, 2003). We further set, as was done by Majernik (2001, 2003) and argued in the introduction,  $\Omega_m = 1/3$ . We then obtain from equation(5),

$$q = -1 + \frac{(1+z)}{2H^2} \frac{dH^2}{dz} = \frac{1}{2} + w_{de}. \quad (6)$$

The rest of the paper investigates the consequences of this model for  $q$  using the different dark energy parameterizations discussed in the introduction.

## 2.1. Parameterizations of $w_{de}$

### 2.1.1. Model 1: $w_{de} \equiv w = \text{const} \leq 0$ .

Inserting  $w_{de} \equiv w = \text{const} \leq 0$  in equation(6) yields

$$E^2(z) = (1+z)^{(3+2w)}. \quad (7)$$

2.1.2. *Model 2:  $w_{de} = -1 + wz$ ,  $w \equiv \text{constant} > 0$*

Here equation(6)shows that  $q > 0, (q < 0)$ , for  $z > \frac{1}{2w}, (z < \frac{1}{2w})$ ,implying a cosmic deceleration - acceleration transition at redshift  $z_T = \frac{1}{2w}$ . In this case the solution of equation (6)for  $H^2$  is ( $z \ll z_{dec}$ ):

$$E^2(z) = (1 + z)^{1-2w} \exp(2wz). \quad (8)$$

2.1.3. *Model 3:  $w_{de} = -1 + w\frac{z}{(1+z)}$ ,  $w \equiv \text{const} > 0$*

The deceleration-acceleration cosmic transition occurs in this model at  $z_T = \frac{1}{(2w-1)}$  so that we must have  $w > \frac{1}{2}$ . In this case the solution of equation(6) for  $H^2$  is( $z \ll z_{dec}$ ):

$$E^2(z) = (1 + z)^{(1+2w)} \exp\left[-\frac{2wz}{(1 + z)}\right]. \quad (9)$$

### 3. TYPE Ia SUPERNOVAE

#### 3.1. The Distance Modulus

For a flat universe the luminosity distance in units of Megaparsecs may be defined by

$$d_L = cH_0^{-1}(1 + z) \int_0^z \frac{dz}{E(z)} \equiv c(1 + z)^2 d(0, z), \quad (10)$$

where

$$d(z_1, z_2) = H_0^{-1}(1 + z_2)^{-1} \int_{z_1}^{z_2} \frac{dz}{E(z)}. \quad (11)$$

In terms of  $d_L$  the predicted distance modulus is

$$\mu_p = 5 \log d_L + 25. \quad (12)$$

We next obtain expressions for  $d_L$  and  $\mu_p$  in our models. In calculating  $\mu_p$  we use the widely accepted value for the Hubble constant  $H_0 = 72 \text{ km s}^{-1} \text{ Mpc}^{-1}$  (Freedman et al. 2001; Freedman & Turner 2003).

##### 3.1.1. Model 1

From equations(7) and (10)

$$d_L \equiv c(1 + z)^2 d(0, z) = \frac{2cH_0^{-1}(1 + z)}{1 + 2w} \left[1 - (1 + z)^{-w-\frac{1}{2}}\right], \quad w \neq -1/2,$$

$$d_L \equiv c(1+z)^2 d(0, z) = cH_0^{-1}(1+z) \ln(1+z), \quad w = -1/2. \quad (13)$$

Hence by equation(12),

$$\begin{aligned} \mu_p &= 43.10 + 5 \log \left\{ \frac{2(1+z)}{1+2w} \left[ 1 - (1+z)^{-w-\frac{1}{2}} \right] \right\}, \quad w \neq -1/2, \\ \mu_p &= 43.10 + 5 \log [(1+z) \ln(1+z)], \quad w = -1/2. \end{aligned} \quad (14)$$

### 3.1.2. Model 2

From equations(8)and(10),

$$d_L \equiv c(1+z)^2 d(0, z) = cH_0^{-1} w^{-w-\frac{1}{2}} \exp(w)(1+z) \left[ \gamma \left( w + \frac{1}{2}, w(1+z) \right) - \gamma \left( w + \frac{1}{2}, w \right) \right] \quad (15)$$

where

$$\gamma(u, \alpha) = \int_0^\alpha t^{u-1} \exp(-t) dt, \quad \operatorname{Re} u > 0, \quad |\arg \alpha| < \pi. \quad (16)$$

is the incomplete gamma function (Abramowitz & Stegun 1964). Then

$$d_L = cH_0^{-1} \exp(w)(1+z) \int_1^{1+z} u^{w-\frac{1}{2}} \exp(-wu) du \quad (17)$$

so that

$$\mu_p(z) = 43.10 + 5 \log \left( \exp(w)(1+z) \int_1^{1+z} u^{w-\frac{1}{2}} \exp(-wu) du \right). \quad (18)$$

### 3.1.3. Model 3

Equations(9) and(10) give ( $w > 1/2$ )

$$\begin{aligned} d_L \equiv c(1+z)^2 d(0, z) &= cH_0^{-1} w^{\frac{1}{2}-w} \exp(w)(1+z) \left[ \gamma \left( w - \frac{1}{2}, w \right) - \gamma \left( w - \frac{1}{2}, \frac{w}{1+z} \right) \right] \\ &= cH_0^{-1} \exp(w)(1+z) \int_{\frac{1}{1+z}}^1 u^{w-\frac{3}{2}} \exp(-wu) du. \end{aligned} \quad (19)$$

Hence

$$\mu_p(z) = 43.10 + 5 \log \left( \exp(w)(1+z) \int_{\frac{1}{1+z}}^1 u^{w-\frac{3}{2}} \exp(-wu) du \right). \quad (20)$$

### 3.2. Supernova model predictions and observations

#### 3.2.1. Supernova observations

Several astrophysics groups (Tonry et al. 2003; Barris et al. 2004; Riess et al. 2004) have recently updated the original supernova data of Riess et al. (1998) and Perlmutter et al. (1999) that provided the first glimpse into an apparently accelerating universe. In particular Barris et al. (2004) have published photometric and spectroscopic observations of 23 supernovae in the redshift range  $0.3396 \leq z \leq 1.031$ . Confronting our predictions for  $\mu_p$  with their data as analyzed by the BATM (Bayesian Adapted Template Match) method (Tonry et al. 2003), and calculated using  $H_0 = 72 \text{ km s}^{-1} \text{ Mpc}^{-1}$ , we have minimized with respect to the parameter  $w$  the  $\chi^2$  statistic:

$$\chi^2(w) = \sum_{i=1}^{23} \frac{[\mu_{p,i}(z_i; w) - \mu_{observed,i}]^2}{\sigma_i^2}, \quad (21)$$

where the summation is over all 23 data points in Table 11 of Barris et al. (2004) and  $\sigma_i$  the corresponding uncertainties in the observed distance moduli. We discuss the application of this procedure to our 3 models.

#### 3.2.2. Model 1

Using the first of equations (14) we calculated with the aid of equation (21)  $\chi^2(w)$ . For  $w \neq -1/2$  Figure 1 shows that the resulting curve has a minimum  $\chi_{min}^2 = 15.4$  at  $w = -0.7$ , with upper limits  $w = -0.41$  and  $w = -0.28$  at the 68% and 95% confidence levels (c.l.) respectively (with 22 degrees of freedom- d.o.f.). For  $w = -1/2$  corresponding to  $q = 0$  (coasting universe) we obtain, using the second equation in (14),  $\chi_{min}^2 = 19.67$ .

To discuss the implications of the value  $w = -0.7$  for the age of the universe in this model we first note the following. For a flat universe with a Hubble constant  $H_0 = 72 \text{ km s}^{-1} \text{ Mpc}^{-1}$  and contributions to the mass-energy density today of 1/3 and 2/3 of its total value from non-relativistic matter and dark energy respectively, it is observed that the age of the universe is  $13 \text{ Gyr}$  with uncertainty of about  $\pm 1.5 \text{ Gyr}$  (Freedman & Turner 2003). A consistent age  $t_0 = 14 \pm 0.5 \text{ Gyr}$  is also determined from CMB anisotropy, independently of  $H_0$  (Knox et al. 2001). Moreover, computer simulations of Globular-cluster stars evolution produce ages of  $12.5 \pm 1.5 \text{ Gyr}$  (Krauss & Chaboyer 2001). These estimates agree with values of  $t_0$  obtained by a variety of other methods, e.g. from rates of cooling of old white dwarf stars or from radioactive chronology (Oswald et al. 1996). Finally, assuming  $w_{de} = -1$  Tonry et al. (2003) deduce the constraint  $H_0 t_0 = 0.96 \pm 0.04$ , in agreement with the product (Freedman & Turner



2003)

$$(H_0 = 72 \pm 8 \text{ km s}^{-1} \text{ Mpc}^{-1}) \times (t_0 = 13 \pm 1.5 \text{ Gyr}) = 0.96 \pm 0.16. \quad (22)$$

The observed ages of the universe are therefore consistent with a consensus age of about  $13 \pm 1.5 \text{ Gyr}$  (Freedman & Turner 2003).

In the present model we have, from equation(7),

$$H_0 t_0 = \int_0^\infty \frac{dz}{(1+z)E(z)} = \frac{2}{3+2w}. \quad (23)$$

Then  $w = -0.7$  gives  $H_0 t_0 = 1.25$ . At the 68% c.l.  $w = -0.41$  corresponding to  $H_0 t_0 = 0.91$ , an estimate accommodated by equation(22). The coasting cosmology ( $w = -1/2$ ) corresponds, as is well known, to  $H_0 t_0 = 1$ .

### 3.2.3. Model 2

In this model we have evaluated equation(21) in the range  $0 \leq w \leq 1$  using equation(18) for the calculated distance modulus and plotted the results in Figure 2. We note that  $\chi^2$  decreases monotonically as  $w$  increases from 0 but reaches a minimum  $\chi_{min}^2 = 16.5$  at  $w = 1.1$ , corresponding to the transition redshift  $z_T = \frac{1}{2w} = 0.45$ . The value  $w = 2.55$  corresponds to the 68% c.l. limit.

### 3.2.4. Model 3

Here we used equation(20) in equation(21) and plotted  $\chi^2$  versus  $w : 0.55 \leq w \leq 2$  in Figure 3. The curve has a minimum  $\chi_{min}^2 = 16.35$  at  $w = 1.7$ , corresponding to the transition redshift  $z_T = \frac{1}{2w-1} = 0.42$ .

## 4. ANGULAR SIZE-REDSHIFT RELATION

### 4.1. General formulae

The angular size distance of a light source is

$$d_A(z) \equiv d(0, z) = H_0^{-1} (1+z)^{-1} \int_0^z \frac{dz}{E(z)} \equiv (1+z)^{-1} d(z), \quad (24)$$

where  $d(z)$  is the proper distance of the source. In a flat universe  $d(z) = a_0 r(z)$ , where  $r(z)$  is the source's radial coordinate.

The angular size-redshift relation  $\theta = \ell/d_A(z)$  where  $\theta$  is the source's angular size, and  $\ell$  its intrinsic length, measured in parsecs ( $1pc = 1.542 \times 10^{32} GeV^{-1}$ ) and assumed to be redshift-independent, is one of observational cosmology's important tests of cosmological models. Like other classical kinematic tests it does not, generally, distinguish between cosmological models at low redshifts  $z \ll 1$  where the models are expected to converge. In fact for models with constant  $q$ , one has, for  $z \ll 1$ ,

$$\theta \equiv \frac{\ell}{d_A(z)} = \frac{\ell H_0}{z} \left[ 1 + \frac{1}{2}(3+q)z + \dots \right], \quad (25)$$

which is formally the FRW result for small redshifts (Sandage 1988). But for  $z \geq 1$  there is less confidence in the measurements because of possible influences of poorly understood galactic evolutionary effects. However Kellerman (1993) has argued that ultra-compact radio sources with angular sizes (measured using VLBI: Very Long Baseline Interferometry) in the milliarcsecond ( $mas = 10^{-3} \times 1'' = 4.8481 \times 10^{-9} \text{ radians}$ ) range (typically less than a hundred parsecs in extent) are deeply embedded in active galactic nuclei (AGN) (Peterson 1997; Krolik 1998) and thus sheltered from extra-galactic evolutionary effects. Objects of this type have a fleeting existence ( $\sim 100 \text{ years}$ ), so it is reasonable to assume that characteristic parameters of their population (e.g. linear sizes) do not change on a cosmological time scale.

Kellerman (1993) showed that the angular size-redshift test for ultra-compact sources favors the Einstein-deSitter  $\Omega_m = 1$  canonical model. But subsequently Jackson & Dodgson (1996, 1997) demonstrated that the data is compatible with low-density constant- $\Lambda$  models, indicating that the best choice of cosmological parameters for spatially flat universes was  $\Omega_m = 0.2$  and  $\Omega_\Lambda = 0.8$ . In their latter work Jackson & Dodgson (1997), utilized a data set of 337 ultra-compact sources selected by Gurvits (1994) from a 2.29 GHz survey by Preston et al. (1985) comprising 917 sources with a correlated flux limit of approximately 0.1 Jy ( $1 \text{ Jy} \equiv \text{Jansky} = 10^{-26} W m^{-2} Hz^{-1}$ ). From their study of this compilation they conclude that the canonical model is ruled out by the observed angular diameter-redshift relation. Later on Jackson (2004) refined the analysis of Gurvits original data set (Gurvits 1994) and found for flat universes that  $\Omega_m = 0.24 + 0.09/ - 0.07$ . Building on Gurvits (1994) earlier work Gurvits et al. (1999) compiled a new data set of 330 compact radio sources which has, subsequently, been used by several authors in order to constrain the parameters of different quintessence cosmological models (Vishwakarma 2001; Lima & Alcaniz 2002; Alcaniz 2002; Zhu & Fujimoto 2002; Chen & Ratra 2003; Jain et al. 2003).

We next give general formulae for the  $\theta - z$  relations in the present models. We write  $\theta = \frac{D}{d_A H_0}$  where  $D = 6.87 \times 10^{-2} \ell h$  is the source's characteristic angular scale (in mas). These expressions are (in mas):

Model 1:

$$\theta = \frac{D(w + \frac{1}{2})(1+z)}{1 - (1+z)^{-w-\frac{1}{2}}}, \quad w \neq -1/2. \quad (26)$$

$$\theta = \frac{D(1+z)}{\ln(1+z)}, \quad w = -1/2. \quad (27)$$

Model 2:

$$\begin{aligned} \theta &= \frac{Dw^{w+\frac{1}{2}} \exp(-w)(1+z)}{\gamma(w + \frac{1}{2}, w(1+z)) - \gamma(w + \frac{1}{2}, w)} \\ &= \frac{D \exp(-w)(1+z)}{\int_1^{1+z} u^{w-\frac{1}{2}} \exp(-wu) du}. \end{aligned} \quad (28)$$

Model 3:

$$\begin{aligned} \theta &= \frac{Dw^{w-\frac{1}{2}} \exp(-w)(1+z)}{\gamma(w - \frac{1}{2}, w) - \gamma(w - \frac{1}{2}, \frac{w}{1+z})} \\ &= \frac{D \exp(-w)(1+z)}{\int_{\frac{1}{1+z}}^1 u^{w-\frac{3}{2}} \exp(-wu) du}. \end{aligned} \quad (29)$$

Using  $\partial\gamma(u, \alpha)/\partial\alpha = \alpha^{u-1} \exp(-\alpha)$  we find the small- $z$  expansions of these equations:

Model 1:

$$\theta = \frac{D}{z} \left( 1 + \frac{1}{2}(3+q)z + \dots \right), \quad w \neq -1/2, \quad (30)$$

$$\theta = \frac{D}{z} \left( 1 + \frac{3}{2}z + \dots \right), \quad w = -1/2, \quad (31)$$

where from equation(6)  $q = \frac{1}{2} + w$ . Thus both these equations formally coincide with equation(25).

Models 2 and 3:

$$\theta = \frac{D}{z} \left[ 1 + \frac{5}{4}z + (9+8w)\frac{z^2}{48} + \dots \right], \quad (32)$$

where  $q = -\frac{1}{2} + wz$  in model 2 and  $q = -\frac{1}{2} + w\frac{z}{1+z}$  for model 3. In both cases the small- $z$  expansion of  $\theta$  agrees with equation(25) on retaining only the  $w$ -independent part of  $q$ .

## 4.2. Critical redshift

The existence of a critical redshift  $z_m$  corresponding to a minimum angular size can be qualitatively understood as follows. The reason for it is not just because, in the context of

cosmic expansion, was the light received today from a source emitted when the source was closer, but also, more importantly, because at a larger  $z$  the source of a standard linear size occupies a larger fraction of a large circle. From equations (26)-(29) the redshift  $z_m$  satisfies the equations:

Model 1:

$$z_m = \left( w + \frac{3}{2} \right)^{\frac{1}{w+\frac{1}{2}}} - 1, \quad w \neq -1/2, \quad (33)$$

$$z_m = e - 1 \simeq 1.72, \quad w = -1/2. \quad (34)$$

Model 2:

$$(1 + z_m)^{w+\frac{1}{2}} = \exp[w(1 + z_m)] \int_1^{1+z_m} u^{w-\frac{1}{2}} \exp(-wu) du. \quad (35)$$

Model 3:

$$(1 + z_m)^{-w+\frac{1}{2}} = \exp\left[\frac{w}{1 + z_m}\right] \int_{\frac{1}{1+z_m}}^1 u^{w-\frac{3}{2}} \exp(-wu) du. \quad (36)$$

Several authors (Krauss & Schramm 1993; Lima & Alcaniz 2000a,b; Jain et al. 2003) studied critical redshifts in different models to find out how sensitive  $z_m$  is to variation of parameters like  $w$ . We address this question in §4.3.2.

### 4.3. Constraints from angular size measurements

#### 4.3.1. $\chi^2$ analysis

Our object now is to investigate constraints on the parameters  $w$  and  $D$  using the data compilation of Gurvits et al. (1999) for the angular size measurements of milliarcsecond radio sources, observed at frequency  $\nu = 5GHz$ , in the redshift range  $0.011 \leq z \leq 4.72$ . The number of sources, originally 330, was reduced to those with a spectral index  $\alpha$  in the range  $-0.38 \leq \alpha \leq 0.18$  and total luminosity  $L \geq 10^{26}W/Hz$  so as to minimize any possible dependence of angular size on  $\alpha$  and also restrict the intrinsic size of the sources. These criteria were met by 145 sources which were then grouped into 12 bins of 12-13 sources per bin. This binned data was used in Figure 10 of the paper by Gurvits et al. (1999).

We attempted the determination of the best values of the models parameters  $D$  and  $w$  through a simultaneous minimization with respect to  $D$  and  $w$  of the  $\chi^2$  statistic

$$\chi^2(w, D) = \sum_{i=1}^{12} \frac{[\theta_{p,i}(z_i; w; D) - \theta_{measured}(z_i)]^2}{\sigma_i^2}, \quad (37)$$

where  $\theta_{p,i}$  denote the predicted angular sizes given by equations (26)-(29),  $\theta_{measured}(z_i)$  the corresponding observed values of Gurvits et al. (1999), and  $\sigma_i$  the observation's error of the sample's  $i$ th bin. We have chosen the range of  $D$  to span the interval  $[0.10, 2.20]mas$  and  $w$  in intervals appropriate to each model. We adopt a minimization procedure, for 10 d.o.f, that produces minimum  $\chi^2$  values for  $w$  values corresponding to different values of  $D$  in its range of variation. The least value among these  $\chi^2$  minima, denoted  $\chi^2_{min}$ , corresponds to a minimization of  $\chi^2$  with respect to both  $D$  and  $w$ . The results are displayed in Tables 1, 2, and 3, and in Figure 5. The values of  $w$  and  $D$  corresponding to  $\chi^2_{min}$  are as follows.

### Model 1

*Case  $w \neq -1/2$ :*

Using equation (26) in equation (37) with  $w$  in the range  $[-1, 0]$  we obtain (Table 1)  $\chi^2_{min} = 4.72$  corresponding to  $w = -0.45$  and  $D = 1.25mas$ . Figure 4 shows, for  $-1 \leq w \leq 0$ , the 68% and 95% confidence contours in the  $w - D$  plane.

### Model 1

*Case  $w = -1/2$  (Coasting cosmology):*

From equations (27) and (37) we deduce (see Figure 5) that  $\chi^2_{min} = 4.75$  at  $D = 1.3^{+0.27}_{-0.29}mas$  and  $D = 1.3^{+0.40}_{-0.43}mas$ , where the errors produce the 68% and 95% confidence limits respectively.

### Model 2

Using equations (28) and (37) and taking  $w$  in the range  $[0, 3]$  we note, in this case, that  $\chi^2$  decreases monotonically from  $\chi^2 = 104.29$  at  $D = 0.10mas$  and  $w = 3$  to the minimum value  $\chi^2_{min} = 4.47$  at  $D = 1.45mas$  and  $w = 0.50$  (Table 2). The value  $w = 0.50$  corresponds to  $z_T = 1.00$ . The 68% and 95% confidence contours in the  $w - D$  plane, for  $0 \leq w \leq 3$ , are displayed in Figure 6.

### Model 3

In this model equations (29) and (37) reveal, for  $w$  in the range  $[0.55, 3]$ , that  $\chi^2$  descends from  $\chi^2 = 108.87$  at  $D = 0.10mas$  and  $w = 3$  to a minimum  $\chi^2_{min} = 4.58$  at  $D = 1.40mas$  and  $w = 1.15$  (Table 3). This value of  $w$  corresponds to  $z_T = 0.77$ . For  $0.55 \leq w \leq 3$ , the 68% and 95% confidence contours are shown in Figure 7.

#### 4.3.2. Calculation of the critical redshifts

Equations (33)-(36) can be solved for  $z_m$  corresponding to specific values of  $w$ . The results are plotted in Figures 8-10 for models 1-3 respectively. The redshifts  $z_m$  for the best-fit  $w$  values are shown on the diagrams. We note that in both models 1 and 3 the best-fit  $w$  value corresponds to  $z_m = 1.65$ . This reiterates the point made by Jain et al. (2003) that the minimum redshift test "cannot by itself differentiate between different cosmological models" because different scenarios might correspond to the same  $z_m$ . The first and third models in this paper are generically quite distinct, yet they have the same  $z_m$ . In fact for all three models the values of  $z_m$  are quite close. In particular in model 2 the best-fit  $w$  gives  $z_m = 1.71$  which almost coincides with  $z_m = 1.72$  for coasting cosmology. Expectedly for  $w = 0$  in model 1 we recover (Figure 8) the standard model result  $z_m = 5/4$ .

#### 4.3.3. Comparison with Gurvits et al. (1999) data

The predictions of the  $\theta - z$  relations (26)- (29) for  $D$  and  $w$  corresponding to  $\chi_{min}^2$  in each model are plotted, alongside the data of Gurvits et al. (1999), in Figure 11. ( Table 4 gives  $\log z$  and the corresponding  $\log \theta$  values for Gurvits et al. (1999) data points and the end points  $\log \theta_{\pm}$  of their error bars). The inset magnifies the neighborhood of the minima of the curves. The curves, drawn for the best-fit values of  $w$  and  $D$ , cluster within a narrow spread of  $\log \theta$  and appear to be reasonably consistent with Gurvits et al. (1999) data. None of the four models appears to be particularly favored over the others by this data.

Lastly in the work of Gurvits et al. (1999) a multi-parameter regression analysis of the data with  $\ell h$  a free parameter yields  $\ell h = 23.8 \pm 17.0 pc$ . This corresponds to  $D = 1.64 \pm 1.17 mas$ , a range within which fall all the  $D$  values in Table 5.

### 4.4. Credibility of ultra compact radio sources as standard measuring rods

In his 1993 analysis of compact radio sources Kellerman (1993) found the angular sizes to be essentially independent of redshift in the interval  $0.5 < z < 3$ . In the latter work of Gurvits et al. (1999) this feature appeared to persist for median angular sizes of sources with  $z > 0.5$ . Although according to Kellerman (1993), and as mentioned earlier on, it is reasonable to assume that milliarcsecond ultra-compact radio sources are not affected by evolutionary effects, it is still important to treat Gurvits et al. (1999) data, as emphasized by them, with caution. A widely-accepted model of an ultra compact radio source is one in which a central low luminosity object is straddled by a pair of radio-bright lobes emitting synchrotron radia-

tion. The lobes are sustained by two hot gas jets (Peacock 1999; Peterson 1997; Krolik 1998). In such a picture differences in the spectral index between the core, the central engine, and its jet components may introduce a "linear size-redshift" dependence even in the absence of evolution. Frey et al. (1997) have however argued that such a dependence is likely to be weak. Nevertheless more data at various frequencies going beyond limited source samples can, in particular, help verify the importance of such a dependence and also, more generally, enhance further the credibility of milliarcsecond radio-sources as standard measuring rods. With this goal in mind Jackson & Jannetta (2006) have recently studied the implications of an updated sample of sources in the Preston et al. (1985) catalogue. We shall shortly discuss their work and compare their results to ours. Another aspect of interest is relativistic beaming (Peacock 1999; Peterson 1997; Krolik 1998), the process by which the Döppler effect modifies the appearance of a radio source with lobes. For a lobe whose jet axis is oriented close to the line of sight from the source to the earth relativistic beaming generally increases the apparent radio power of the source and decreases its angular size. The implications of this orientation bias on the FRW  $\theta - z$  relation (Sandage 1988) have been studied by Dabrowski et al. (1995) with the aim of evaluating the statistical confidence in the observational data, particularly in relation to estimates of the value of  $q_0$ . A similar study was also undertaken by Stepanas & Saha (1995). We shall consider a simple variation of the Dabrowski et al. (1995) approach in order to assess the impact of this orientation bias on our calculations.

#### 4.4.1. *Comparison with the work of Jackson & Jannetta (2006)*

Jackson & Jannetta (2006) reexamined the Preston et al. (1985) catalogue of ultra compact radio sources, updating it with respect to both red shift and radio information and replacing the original choice of 337 sources by Gurvits (1994) with a sample of 613 objects in the red shift range  $z = 0.0035$  to  $z = 3.787$ .

Over its red shift range of  $0.003 \leq z \leq 3.8$  Gurvits (1994) 337 objects sample contains sources of luminosity that varies over three orders of magnitude, from 0.01 to 1 Jy (see Fig 3 in (Gurvits 1994)). Moreover the sources in the high red shift range  $z > 0.5$  exhibit a smaller dispersion in luminosity as compared to sources with  $z < 0.5$ . This suggests that the higher red shift objects have similar linear sizes. This is why Gurvits (1994), and also Jackson & Jannetta (2006), ignore objects with  $z < 0.5$ .

This mismatch between the luminosity of higher and lower  $z$  sources is also apparent in the 330 sources sample of Gurvits et al. (1999) (see Fig 3 in Gurvits et al. (1999)). This is why that we also limit ourselves in this paper to Gurvits et al. (1999) data with  $z > 0.5$  (see Fig 10 in Gurvits et al. (1999) and Table 4 in the present paper).

Of the 613 sources in the sample of Jackson & Jannetta (2006) 468 have  $z > 0.5$ . These were placed in 6 bins with 78 objects in each bin. But Jackson & Jannetta (2006) show that the cosmological parameters which best fit the  $\theta - z$  data in this case, including a best-fitting value  $\ell = 7.75h^{-1}kpc$  for the source's intrinsic length, are not very sensitive to the choice of binning. Rather than relying too heavily on a particular binning Jackson & Jannetta (2006) produce data points corresponding to bin sizes of 76, 77 and 78 objects and take for their  $(z, \theta)$  points values that are a composite of these three cases. Their resulting data points are:  $(z, \theta(mas)) \equiv (0.6153, 1.4624), (0.8580, 1.2801), (1.1527, 1.1599), (1.4200, 1.1448), (1.8288, 1.1760),$  and  $(2.5923, 1.2374)$ , with standard deviation  $\sigma = 0.00603$ . Using this data, and marginalizing over the sources intrinsic length, Jackson & Jannetta (2006) obtain the best-fit parameter values  $\Omega_m = 0.25 + 0.04 / -0.03, \Omega_\Lambda = 0.97 + 0.09 / -0.13$  and the curvature parameter  $k = 0.22 + 0.07 / -0.10$ , where the error bars are 68% confidence limits. These results do not agree with our models. In fact the  $\log \theta - \log z$  curve for Jackson & Jannetta (2006) results would lie well below the base of Figure 11. We have confirmed this disagreement by doing a  $\chi^2$  analysis of the predictions of our models against Jackson & Jannetta (2006) angular size results. We will comment on this matter in the summary and conclusions section.

#### 4.4.2. Effect of orientation of lobe jet axis on $q_0$ : Method of Dabrowski et al. (1995)

Dabrowski et al. (1995) gave qualitative and quantitative discussions of the effect of relativistic beaming on the FRW  $\theta - z$  relation. They consider a simulation sample of compact radio sources, with each source composed of two identical but oppositely directed jets having an angle  $\phi$  to the line of sight, where  $0 < \phi \leq \pi$ . Each source emits an isotropic power-law spectrum with flux density

$$S = \frac{L}{d_L^2} \left[ \frac{1}{\gamma(1 - \beta \cos \phi)} \right]^{3+\alpha}, \quad (38)$$

where  $L$  is the source's luminosity,  $d_L$  is the luminosity distance,  $\alpha$  is the spectral index,  $\beta$  is the jet speed/ $c$ , and  $\gamma = (1 - \beta^2)^{-1/2}$  is the Lorentz factor of the jets. For a quasi-continuous jet formed out of finite-lifetime blobs the appropriate power index above is reduced to  $(2 + \alpha)$  (Peacock 1999).

The inclusion of the source's lobe orientation in the FRW  $\theta - z$  relation

$$\theta = \frac{\ell H_0 q_0^2 (1+z)^2}{q_0 z + (q_0 - 1) ((2q_0 z + 1)^{1/2} - 1)} \quad (39)$$

replaces the source's intrinsic length  $\ell$  by  $\ell_\perp = \ell \sin \phi$  where  $\ell_\perp$  is the projection of  $\ell$  in the plane of the sky ( $\ell_\perp(\phi = \frac{\pi}{2}) = \ell$ , for a source whose jet axis lies along the plane of the sky)



It follows from equation (38) that the maximum allowed angle in the sample is given by (Dabrowski et al. 1995):

$$\phi_{max}(z) = \arccos \left( \frac{1}{\beta} - \frac{1}{\gamma\beta} \left[ \frac{L}{S_{lim}d_L^2} \right]^{\frac{-1}{3+\alpha}} \right), \quad (40)$$

where  $S_{lim}$  denotes the sources flux density limit.

Dabrowski et al. (1995) define the average lobe orientation angle by

$$\overline{\phi(z)} = \frac{\int_0^{\phi_{max}} \phi \sin \phi d\phi}{\int_0^{\phi_{max}} \sin \phi d\phi}. \quad (41)$$

Since  $\phi$  is small one can assume  $\overline{\ell_{\perp}(z)} = \ell \sin(\overline{\phi(z)})$  and insert  $\overline{\ell_{\perp}(z)}$  into the  $\theta - z$  relations. The essence of the Dabrowski et al. (1995) quantitative method is to investigate the effect of this modification on the predictions of equation (39).

#### 4.4.3. *Optimized relativistic beaming: an alternative approach to Dabrowski et al. (1995) calculation*

The twin-jet model of Dabrowski et al. (1995) assumes that the measured angular size of the source corresponds to the separation of the jets projected onto the plane of the sky. Jackson (2004) considers this feature to be unrealistic because the flux of the receding (away from us) jet is very much smaller than that of the advancing (towards us) jet, for example by a factor of up to  $10^6$  for a jet Lorentz factor  $\gamma$  of 5, and may therefore be neglected (Lind & Blandford 1985).

The relativistic beaming hypothesis is primarily based on two parameters: the Lorentz factor  $\gamma$  (or equivalently the parameter  $\beta \equiv$  the jet velocity/ $c$ ) and the viewing angle  $\phi$ . In a study of 25 quasars with  $z$  between 0.1 and 2.5 (some quasars with their nonstellar radiation spectrum and evidence of jets and extended emission features also display relativistic beaming effects) Vermeulen & Cohen (1994) find that  $\gamma$  increases with  $z$  if  $q_0 = 0.05$  but remains constant at  $\gamma \approx 10$  if  $q_0 = 0.5$ . With this in mind Dabrowski et al. (1995) take, in their analysis of a simulation data,  $\gamma = 10$ , although they point out that this choice does not qualitatively affect their results.

However a choice of  $\gamma$  linked to a positive  $q_0$ , as in the 1995 paper by Dabrowski et al. (1995), is hard to justify in these days where  $q_0 < 0$  (accelerating universe) is very probable. Moreover there are other reasons that might render an arbitrary choice of  $\gamma$  fraught with uncertainties (Ubachukwu & Chukwude 2002). In addition, geometric projection effects of

components of jets of galaxies or quasars can lead to dramatically misleading values of  $\gamma$ . For example the transverse motion of blobs of gas across the sky in a well-studied jet in the galaxy *M87* ( at about  $18Mpc$  away from us) appears to be *superluminal*, corresponding to a velocity nearly 6 times the speed of light!(Chaisson & McMillan 2002). This cosmic illusion of faster-than-light velocities is simply a projection effect, produced by the blobs of gas moving at a very small angle  $\phi$  at a near-velocity-of-light speed (Chaisson & McMillan 2002). It is worthy of mention that Doppler boosting was first discussed by Shklovsky (1964a,b,a)to explain the apparently one-side jet in*M87*.

In this paper we choose to relate  $\gamma$  to  $\phi$  by optimizing the relativistic beaming effect. This technique was used by Vermeulen & Cohen (1994),Ubachukwu (1999),and Ubachukwu & Chukwude (2002).

Define the Doppler factor which fundamentally characterizes relativistic beaming by (see equation (38)):

$$\delta = [\gamma(1 - \beta \cos \phi)]^{-1} \quad (42)$$

Optimization of relativistic beaming is obtained by requiring  $\frac{d\delta}{d\beta} = 0$ . This yields (Vermeulen & Cohen 1994; Ubachukwu 1999; Ubachukwu & Chukwude 2002)  $\phi = \arccos \beta$ , or  $\phi = \arcsin \frac{1}{\gamma}$ . Since the lobe orientation bias replaces  $\ell$  by  $\ell \sin \phi$  in the  $\theta - z$  relation,  $D = 6.87 \times 10^{-2} \ell h$  in equations (26)-(29)is replaced by  $\frac{D}{\gamma}$ . In what follows we discuss the constraints of the observational data on  $\frac{D}{\gamma}$ .

Clearly application of the  $\chi^2$ procedure of §(4.3.1.) to the modified  $\theta - z$  relations using the binned Gurvits et al. (1999) data assigns now the best-fit values of  $D$  to  $\frac{D}{\gamma}$  and leaves those of  $w$  (and hence of  $q_0$ )undisturbed. Taken together the three models imply (see Table 5)  $1.25 \leq \frac{D}{\gamma} \leq 1.45$  mas, or, equivalently,  $18h^{-1}\gamma \leq \ell \leq 21h^{-1}\gamma$  pc. Since milliarcsecond ultra-compact radio sources are typically less than a hundred parsec in extent the last inequality would imply that  $18h^{-1}\gamma \leq \ell < 100pc$ , or  $\gamma < \frac{100}{18}h \leq \frac{100}{18} < 6$ . (If we use  $h = 0.72$  we get  $\gamma < 4$ ). It is known (Abramowicz et al. 1990; Peacock 1999)that the most powerful AGN jets seem to have Lorentz factors of the order of these upper bounds.

## 5. SUMMARY AND CONCLUSIONS

We have studied in this paper supernova and compact radio sources angular sizes constraints on three cosmological models whose dynamics is driven by non-relativistic matter of density parameter  $\Omega_m = \frac{1}{3}$  and a smooth time-dependent dark energy component with density  $\rho_{de} \propto T = \rho - 3p$  ( $T$  is the matter energy-momentum tensor) and equation of state  $w_{de} = \frac{p_{de}}{\rho_{de}}$ ,  $w_{de}$  being either constant or redshift-dependent, with  $w_{de}(z = 0) = -1$

in the latter case. The variation  $\rho_{de} \sim T$  implies that the dark energy vanishes in the early universe leaving the standard model's primordial nucleosynthesis predictions intact. This is somewhat reminiscent of the modified general relativity model of Al-Rawaf & Taha (1996a,b) which can be cast in the form of a variable- $\Lambda$  cosmology with  $\Lambda \propto R$ ,  $R$  being the Ricci tensor. There the radiation density  $\rho_r \sim a^{-4} \sim t^{-2}$  in the early universe, as in standard flat cosmology. However the Friedmann equation is modified so that the standard cosmic expansion rate is altered by the factor  $\frac{1}{3}(1 + (2/\eta))$  where  $\eta$ , a constant, satisfies  $0 \leq \eta \leq 1, \eta = 1$  in general relativity. Here the postulated dark energy ansatz does not affect the standard cosmic expansion rate of the early universe. It reduces in the matter-dominated phase to  $\rho_{de} \sim H^2$ , a variation that was extensively studied for the cosmological constant (Overduin & Cooperstock 1998). Our main results are summarized in Table 5.

For the first model with  $w_{de}$  constant (implying by equation (6) that  $q \equiv q_0 = \text{constant}$ ) the supernova data of Barris et al. (2004) admits an accelerating universe with  $w_{de} = -0.7$  and  $q_0 = -0.2$  ( $\chi_{min}^2 = 15.4$ ) and a coasting universe with  $w_{de} = -0.5$  ( $\chi_{min}^2 = 19.67$ ). On the other hand Gurvits et al. (1999) angular sizes data allows a mildly decelerating universe with  $w_{de} = -0.45, q_0 = 0.05$  and characteristic angular scale  $D = 1.25 \text{mas}$  ( $\chi_{min}^2 = 4.72$ ) and also a coasting cosmology with  $w_{de} = -0.50$  and  $D = 1.30 \text{mas}$  ( $\chi_{min}^2 = 4.75$ ). The value  $D = 1.3 \text{mas}$  corresponding to a source's intrinsic length  $\ell = 18.92 h^{-1} \text{pc}$  is very close to  $D = 1.28$  obtained as the best-fit value in an earlier model by Jain et al. (2003) where the scale factor is essentially linear in  $t, \text{viz}, a \sim t^{1.006}$ .

The results of the constant- $w_{de}$  model (and also those of the other models in this paper) do not extrapolate to the radiation dominated universe since there, as we have pointed out in the introduction,  $\rho_{de}$  vanishes. Nevertheless an accelerated expansion in model 1 may pose problems for structure condensation after matter dominance: structure tends not to form in the presence of cosmic acceleration. However the modest acceleration ( $q = q_0 = -0.2$ ) in model 1 corresponds to  $w_{de} = -0.7$  with upper limits  $w_{de} = -0.41$  and  $w_{de} = -0.28$  at the 68% and 95% confidence levels respectively. These values of  $w_{de}$  correspond from equation (6) to  $q = 0.09$  and  $q = 0.22$  respectively so that within the limits of the quoted confidence levels a decelerating universe is not excluded. In fact it has been argued (Vishwakarma 2003) that absorption by intergalactic dust of light travelling over immensely long distances might explain the faintness of extragalactic SNe Ia obviating the need for a cosmic acceleration based explanation. Yet we are inclined to believe that our supernova results for the coasting universe scenario are more robust because of their concordance with those of Jain et al. (2003) which are obtained by a different approach. A flat cosmology with dark energy of constant  $w_{de}$  and matter density parameter  $\Omega_m$  held at  $\Omega_m = 0.3$  was also considered by Dicus & Repko (2004) who however assumed noninteracting dark energy and used the larger set of the supernova "gold" data. They find in this case the preferred (cosmological) constant

value  $w_{de} = -1$ .

Models 2 and 3, which by construction describe a present-day accelerating universe with  $q_0 = -0.5$ , are consistent with the data for universes that undergo deceleration-acceleration transitions at redshifts in the range  $0.42 \leq z_T \leq 1$ . In the standard  $\Lambda$ CDM cosmological model  $z_T = 0.67$  for  $\Omega_m \sim 0.30$ , in contrast with the observational value  $z_T = 0.46 \pm 0.13$  from the SNeIa analysis of Riess et al. (2004). Predictions of  $z_T$  in seven popular quintessence models inspired by supergravity or M1 string theory have recently been studied by Gardner (2005) who noted that all of them can, in the low- $z$  approximation  $w_{de} \approx w_0 + w_1 z$ , ( $0 \leq z \leq 5$ ), mimic the  $\Lambda$ CDM model. Here in models 2 and 3 the SNeIa data give  $z_t = 0.45$  and  $z_T = 0.42$ , both values being very close to the observational result  $z_T = 0.46$  of Riess et al. (2004). On the other hand consistency of the models with the angular size data (Gurvits et al. 1999) yield  $z_T = 1$  and  $z_T = 0.77$ , to be compared with  $z_T = 0.67$  from the  $\Lambda$ CDM. Inspection of Figure 11 and Table 5 leads to an important conclusion: The model's angular size-redshift curves drawn in Figure 11 fit Gurvits et al. (1999) data equally well. This is a reflection of the small values and span of  $\chi_{min}^2$  as seen in Table 5 for the results : for the four models  $\chi_{min}^2$  varies only from 4.47 to 4.75. By comparison in the supernova test the  $\chi_{min}^2$  values are considerably larger and lie in the range 15.4 to 19.67 so that one has more faith in the agreement of the models with the angular size data.

The predictions of the models for the critical minimum redshift in the angular size-redshift relation give  $z_m$  values in the narrow interval  $[1.65, 1.72]$  compared to the standard model result  $z_m = 1.25$ . The constant- $w_{de} \neq -1/2$  and the third models have the same  $z_m = 1.65$  whereas the coasting universe and model 2 have  $z_m = 1.72$  (the same as that of Jain et al. (2003)) and  $z_m = 1.71$  respectively. Thus the minimal redshift cannot, by itself, effectively discriminate between these models.

We have also compared the predictions of our models with those of the recent work of Jackson & Jannetta (2006) in which they revisit the old Preston et al. (1985) catalogue of ultra compact radio sources and reconsider an angular size-redshift data set in the light of modern preferences of the cosmological parameters. We find that their results do not agree with our models. In a sense this is not surprising since the underlying premises of the two works are different: Jackson & Jannetta (2006) approach is based on using one simple potential to test the hypothesis that vacuum energy is constant. The present models are phenomenological and based on a time-dependent dark energy coupled to matter. Hence there is no overlap between the two approaches (Jackson 2007).

Finally, we tested our angular size-redshift relations in the presence of relativistic beaming. Relativistic beaming in the FRW  $\theta - z$  relation was investigated by Dabrowski et al. (1995). Here we used a simple variation of their method in a two-jet model of radio sources

with the advancing (towards us) jet axis close to the line of sight. In this picture consistency of the models with Gurvits et al. (1999) data is found for a beaming Lorentz factor  $\gamma < 6$ . Such an upper bound is consistent with values of the Lorentz factor for powerful AGN jets (Abramowicz et al. 1990; Peacock 1999).

To conclude, we have presented dark energy models that are in reasonable agreement with the supernova data of Barris et al. (2004) and in good agreement with the Gurvits et al. (1999) compact radio source angular size versus redshift binned data. The three models that we have studied are simplified versions of ones recently considered by Dicus & Repko (2004) in a different context. But as remarked by these authors comparing models for the equation of state of dark energy will remain something of a mug's game until there exists substantially more data at higher redshifts.

We thank R.G. Vishwakarma for sending Gurvits et al. (1999) complete data sets on angular sizes of compact radio sources, and J.C. Jackson for a useful correspondence. We also acknowledge the financial support of the Directorate of Scientific Research of the University of Khartoum. One of us (AMMAR) thanks Professor K.R. Sreenivasan for hospitality at the Abdus Salam International Center for Theoretical Physics, Trieste, Italy, where part of this work was done, and the Swedish Agency for International Development (Sida) for financial support. AMMAR also thanks Dr. Abu Bakr Mustafa for his hospitality at ComputerMan College for Computer Studies, Khartoum, where also part of this work was done.

## REFERENCES

- Abdel-Rahman, A.-M.M. 1997, *Gen. Rel. Grav.*, 29, 1329
- Abdel-Rahman, A.-M.M. 2002, *Nuovo Cim.*, B117, 311
- Abdel-Rahman, A.-M.M., & Hashim, M.H.A. 2005, *Ap&SS*, 298, 519
- Abramowicz, M.A., Ellis, G.F.R., & Lanza, A. 1990, *ApJ*, 361, 470
- Abramowitz, M., & Stegun, I.A. 1964, *Handbook of Mathematical Functions*, Dover Publications, Inc., N.Y.
- Alam, U., Sahni, V., Saini, T.D., & Starobinsky, A.A. 2003, *MNRAS*, 344, 1057
- Alam, U., Sahni, V., & Starobinsky, A.A. 2004, *JCAP*, 0406, 008
- Alcaniz, J.S. 2002, *Phys. Rev. D*, 65, 123514
- Al-Rawaf, A.S., & Taha, M. O. 1996a, *Phys. Lett. B*, 366, 69

- Al-Rawaf, A.S., & Taha, M. O. 1996b, *Gen. Rel. Grav.*, 28, 935
- Arbab,A.I.1997, *Gen.Rel.Grav.*,29,61
- Arbab,A.I.2003,*JCAP*, 0305,008
- Arcuri, R.C., & Waga,I. 1994, *Phys. Rev. D*, 50, 2928
- Aurich, R., & Steiner, F. 2003, *Phys. Rev. D*, 67, 123511
- Baccigalupi, C. 2003, *Mem. S. A. It. Suppl.(Memorie della Supplementi Societa Astronomica Italiana)*, 3, 192
- Barris, B.J., et al. 2004,*ApJ*, 602, 571
- Caldwell, R.R., Dave, R., & Steinhardt, P.J. 1998, *Phys. Rev. Lett.*, 80, 1582
- Carvalho, J.C., Lima, J.A.S., & Waga, I. 1992, *Phys. Rev. D*, 46, 2404
- Cepa, J.2004, *A&A*, 422, 831
- Chaisson, E., & McMillan,S. 2002, *Astronomy Today*, (Prentice Hall)
- Chen, G. & Ratra, B. 2003, *ApJ*, 582, 586
- Chevallier, M., & Polarski, D. 2001, *Int. J. Mod. Phys. D*, 10, 213
- Chiba, T., Sugiyama, N., & Nakamura, T. 1997, *MNRAS*, 289, L5
- Corasaniti, P.S., Kunz, M., Parkinson, D., Copeland, E.J., & Bassett, B.A. 2004, *Phys. Rev. D*, 70, 083006
- Dabrowski,Y., Lasenby,A.,& Saunders,R. 1995, *MNRAS*, 277, 753
- Di Pietro, E., & Claeskens, J.-F. 2003, *MNRAS*, 341, 1299.
- Dicus, D.A., & Repko, W.W. 2004, *Phys. Rev. D*, 70, 083527
- Efstathiou, G.1999, *MNRAS*, 310, 842
- Freedman, W.L., et al. 2001, *ApJ*, 553, 47
- Freedman, W.L., & Turner, M.S. 2003, *Rev. Mod. Phys.*, 75, 1433
- Freese,K., Adams,F.C.,Frieman, J.A., &Mottola,E. 1987, *Nucl.Phys.B*,287,797
- Frey,S.,Gurvits,L.I.,Kellermann,K.I.,Schilizzi,R.T.,& Pauliny-Toth,I.I.K.1997,*A&A*,325,511

- Frieman, J.A., Hill, C.T., Stebbins, A., Waga, I. 1998, Phys. Rev. Lett., 75, 2077
- Gardner, C. L. 2005, Nucl. Phys. B, 707, 278
- Gurvits, L.I. 1994, ApJ, 425, 442
- Gurvits, L.I. , Kellermann, K.I., & Frey, S. 1999, A&A, 342, 378
- Huterer, D., & Turner, M.S. 2001, Phys. Rev. D,64, 123527
- Jackson, J.C., & Dodgson, M. 1996, MNRAS, 278, 603
- Jackson, J.C., & Dodgson, M. 1997, MNRAS, 285, 806
- Jackson, J.C. 2004, JCAP, 0411, 007
- Jackson, J.C.,& Jannetta, A.L. 2006,JCAP, 0611, 002
- Jackson, J.C. 2007,(Private communication).
- Jain, D., Dev, A., & Alcaniz, J.S. 2003, Class. Quant. Grav., 20, 4485
- Johri, V.B. 2004, astro-ph/0409161
- Johri, V.B., & Rath, P.K. 2005, astro-ph/051007
- Kellerman, K.I. 1993, Nature, 361, 134
- Kneller, J.P., & Strigari, L.E. 2003, Phys. Rev. D, 68, 083517
- Knox, L., Christensen, N., & Skordis, C. 2001, ApJ, 563, L95
- Kolb, E.W., & Turner, M.S. 1990, *The Early Universe*, (Addison Wesley)
- Krauss, L.M., & Schramm, D.N. 1993, ApJ, 405, L43
- Krauss, L.M., & Chaboyer, B. 2001, astro-ph/0111597
- Krolik, J.H.1998, Active Galactic Nuclei, (Princeton Univ. Press)
- Lima, J.A.S.,& Carvalho, J.C. 1994, Gen.Rel.Grav.,26,909
- Lima, J.A.S., & Alcaniz, J.S. 2000a, A&A, 357, 393
- Lima, J.A.S., & Alcaniz, J.S. 2000b, Gen. Rel. Grav., 32, 1851
- Lima, J.A.S., & Alcaniz, J.S. 2002, ApJ, 566, 15

- Lind, K.R., & Blandford, R.D. 1985, ApJ, 295, 358
- Linder, E.V. 2003, Phys. Rev. Lett., 90, 91301
- Majernik, V.2001,Phys.Lett.A,282,362
- Majernik,V.2003,Gen.Rel.Grav.,35,1007
- Melchiorri, A. 2004, astro-ph/0406652
- Ostriker, J.P., & Souradeep, T. 2004, Pramana, 63, 817
- Oswald,T.D.,et al. 1996, Nature, 382, 692
- Overduin,J.M., & Cooperstock, F.I. 1998, Phys. Rev. D, 58, 043506
- Ozer, M. 1999, ApJ, 520, 45
- Padmanabhan, T., & Choudhury, T.R. 2003, MNRAS, 344, 823
- Peacock,J.A.1999,Cosmological Physics,(C.U.P.)
- Peebles, P.J.E., & Ratra, B. 2003, Rev. Mod. Phys., 75, 559
- Perlmutter, S., et al. 1999, ApJ, 517, 565
- Peterson, B.M.1997, An Introduction to Active Galactic Nuclei, (C.U.P.)
- Preston,R.A.,et al.1985,AJ,90,1599
- Ratra B., & Peebles, P.J.E. 1988, Phys. Rev. D, 37, 3406
- Riess, A.G., et al. 1998, AJ, 116, 1009
- Riess, A.G. ,et al. 2004,ApJ, 607, 665
- Sandage,A. 1988, ARA&A, 26, 561
- Shklovsky,I.S.1964a,Soviet Ast.-AJ,7,748
- Shklovsky,I.S.1964b,Soviet Ast.-AJ,7,972
- Spergel, D., & Pen, U. 1997, ApJ, 491, L67
- Steinhardt, P.J., Wang, L., & Zlatev, I. 1999, Phys. Rev. D, 59, 123504
- Stepanas, P.G.,& Saha,P.1995, MNRAS,272,L13



- Tonry, J.L., et al.2003, ApJ, 594, 1
- Turner, M.S., & White, M. 1997, Phys. Rev. D, 56, 4439
- Turner, M.S. 2002a, Int.J.Mod.Phys.A,17S1,180
- Turner, M.S. 2002b,Int.J.Mod.Phys.A,17,3446
- Turner, M.S. 2002c, ApJ, 576,L101
- Turner, M.S. 2002d, astro-ph/0207297
- Ubachukwu, A.A.1999, Publ. Astron. Soc. Aust., 16, 130
- Ubachukwu, A.A.& Chukwude, A.E.2002, J.Astrophys. Astr.,23,235
- Vermeulen, R.C.& Cohen, M.H.1994, ApJ, 430,467
- Vishwakarma, R.G. 2001, Class. Quant. Grav., 18, 1159
- Vishwakarma, R.G. 2003, MNRAS, 345, 545
- Wang, L., Caldwell, R.R., Ostriker, J.P., & Steinhardt, P.J. 2000, ApJ, 530, 17
- Weller, J. & Albrecht, A. 2002, Phys. Rev. D, 65, 103512
- Wetterich,C. 1995, A&A,301, 321
- Zhu, Z., & Fujimoto, M. 2002, ApJ, 581, 1
- Zhu, Zong-Hong, Fujimoto, Masa-Katsu,& He, Xiang-Tao 2004, A&A, 417, 833
- Zlatev, I., Wang, L., & Steinhardt, P.J. 1999, Phys. Rev. Lett., 82, 896

Table 1.  $\chi^2 - w - D$  values for Model 1

D	$w$	$\chi^2$	D	$w$	$\chi^2$
0.1	0	106	1.25	-0.45	4.72
0.2	0	85.44	1.30	-0.55	4.74
0.3	0	66.53	1.35	-0.60	4.75
0.4	0	50.16	1.40	-0.65	4.80
0.5	0	36.33	1.45	-0.70	4.88
0.6	0	25.03	1.50	-0.80	4.97
0.7	0	16.27	1.55	-0.85	5.08
0.8	0	10.04	1.60	-0.90	5.20
0.9	0	6.36	1.65	-0.95	5.35
0.95	0	5.47	1.70	-1	5.51
1.00	-0.05	5.17	1.80	-1	6.28
1.05	-0.15	5.02	1.90	-1	7.96
1.10	-0.20	4.90	2.00	-1	10.54
1.15	-0.30	4.80	2.10	-1	14.02
1.20	-0.40	4.76	2.20	-1	18.41

Table 2.  $\chi^2 - w - D$  values for Model 2

D	$w$	$\chi^2$	D	$w$	$\chi^2$
0.1	3	104.29	1.25	1.00	5.00
0.2	3	80.97	1.30	0.90	4.78
0.3	3	60.91	1.35	0.70	4.61
0.4	3	44.12	1.40	0.60	4.50
0.5	3	30.59	1.45	0.50	4.47
0.6	3	20.33	1.50	0.40	4.52
0.7	3	13.32	1.55	0.30	4.64
0.8	3	9.58	1.60	0.20	4.84
0.85	2.80	8.85	1.65	0.15	5.07
0.9	2.50	8.24	1.70	0.10	5.39
0.95	2.20	7.65	1.75	0	5.78
1.00	1.90	7.08	1.80	0	6.28
1.05	1.70	6.56	1.90	0	7.96
1.10	1.50	6.09	2.00	0	10.54
1.15	1.30	5.66	2.10	0	14.02
1.20	1.10	5.30	2.20	0	18.41

Table 3.  $\chi^2 - w - D$  values for Model 3

D	$w$	$\chi^2$	D	$w$	$\chi^2$
0.1	3	108.87	1.25	1.85	4.83
0.2	3	89.00	1.30	1.55	4.70
0.3	3	71.25	1.35	1.35	4.61
0.4	3	55.63	1.40	1.15	4.58
0.5	3	42.13	1.45	0.95	4.61
0.6	3	30.77	1.50	0.75	4.69
0.7	3	21.53	1.55	0.65	4.82
0.8	3	14.42	1.60	0.55	5.04
0.9	3	9.43	1.70	0.55	6.28
1.00	3	6.57	1.80	0.55	8.59
1.05	3	5.94	1.90	0.55	11.97
1.10	2.65	5.80	2.00	0.55	16.43
1.15	2.35	5.28	2.10	0.55	21.95
1.20	2.05	5.03	2.20	0.55	28.55

Table 4. Angular size-redshift data (Gurvits et al. 1999)

	$\log z$	$\log \theta$	$\sigma$	$\log \theta_+$	$\log \theta_-$
1	-0.29	0.785	3.216	0.961	0.461
2	-0.20	0.703	2.346	0.840	0.420
3	-0.12	0.585	1.504	0.722	0.374
4	-0.05	0.550	3.170	0.823	-0.427
5	0.04	0.597	1.277	0.704	0.411
6	0.10	0.550	2.683	0.765	-0.075
7	0.15	0.562	0.634	0.621	0.482
8	0.19	0.332	1.354	0.537	-0.107
9	0.29	0.389	0.895	0.508	0.196
10	0.34	0.690	1.078	0.768	0.573
11	0.41	0.525	0.734	0.623	0.433
12	0.55	0.633	0.990	0.731	0.535

Table 5. Summary of the results

Model	SNeIa				Angular size					Critical redshift
	$w$	$\chi_{min}^2$	$z_T$	$q_o$	$w$	D (mas)	$\chi_{min}^2$	$z_T$	$q_o$	$z_m$
1	-0.7	15.4	-	-0.2	-0.45	1.25	4.72	-	0.05	1.65
	-0.5	19.67	-	0	-0.50	1.30	4.75	-	0	1.72
2	1.1	16.5	0.45	-0.5	0.50	1.45	4.47	1	-0.50	1.71
3	1.7	16.35	0.42	-0.5	1.15	1.40	4.58	0.77	-0.50	1.65

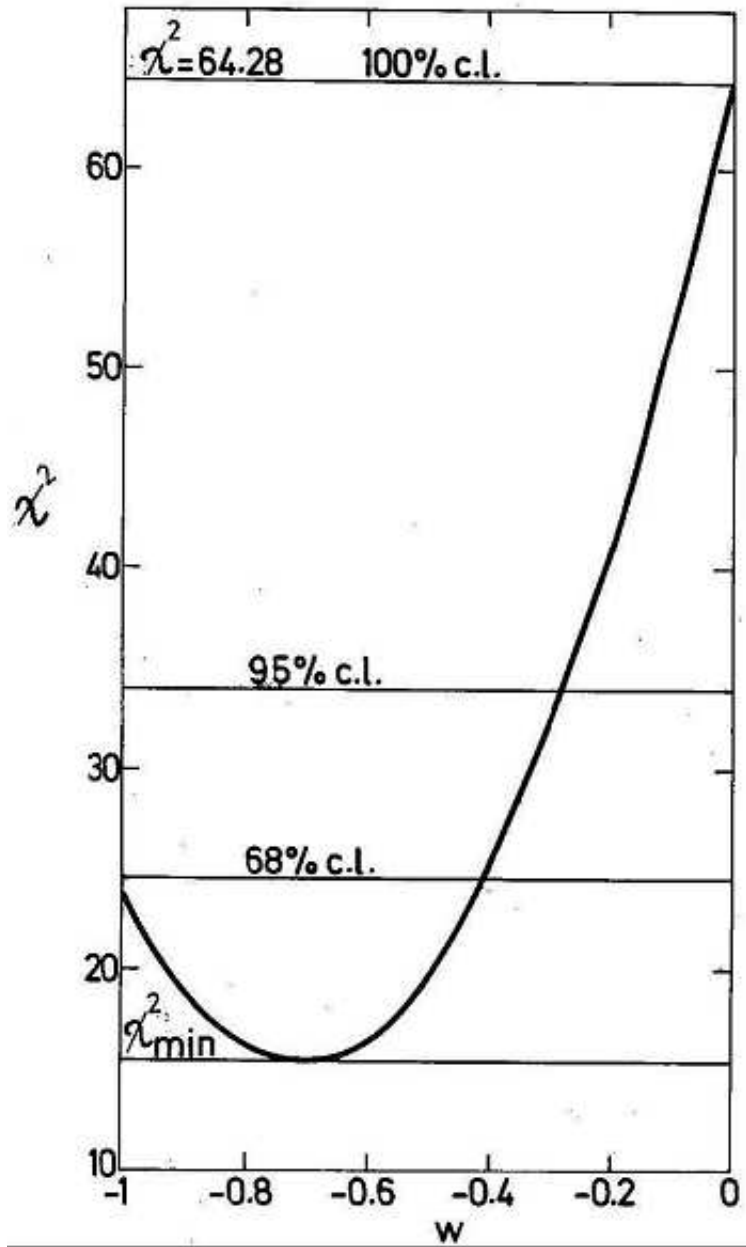


Fig. 1.— Model 1 ( $q \neq 0$ ): Plot of equation (21),  $\chi^2$  versus  $w$ .

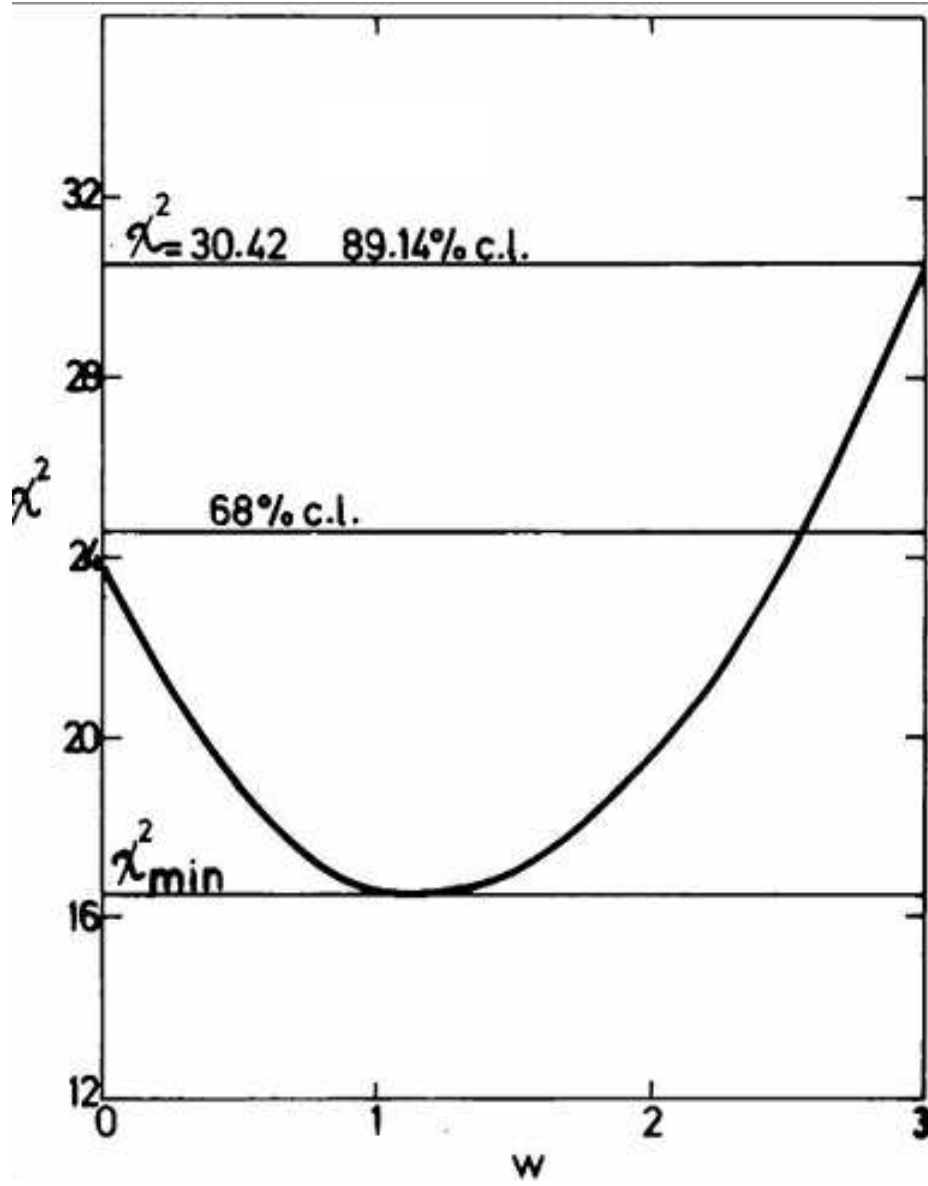


Fig. 2.— Model 2: Plot of equation (21),  $\chi^2$  versus  $w$ .

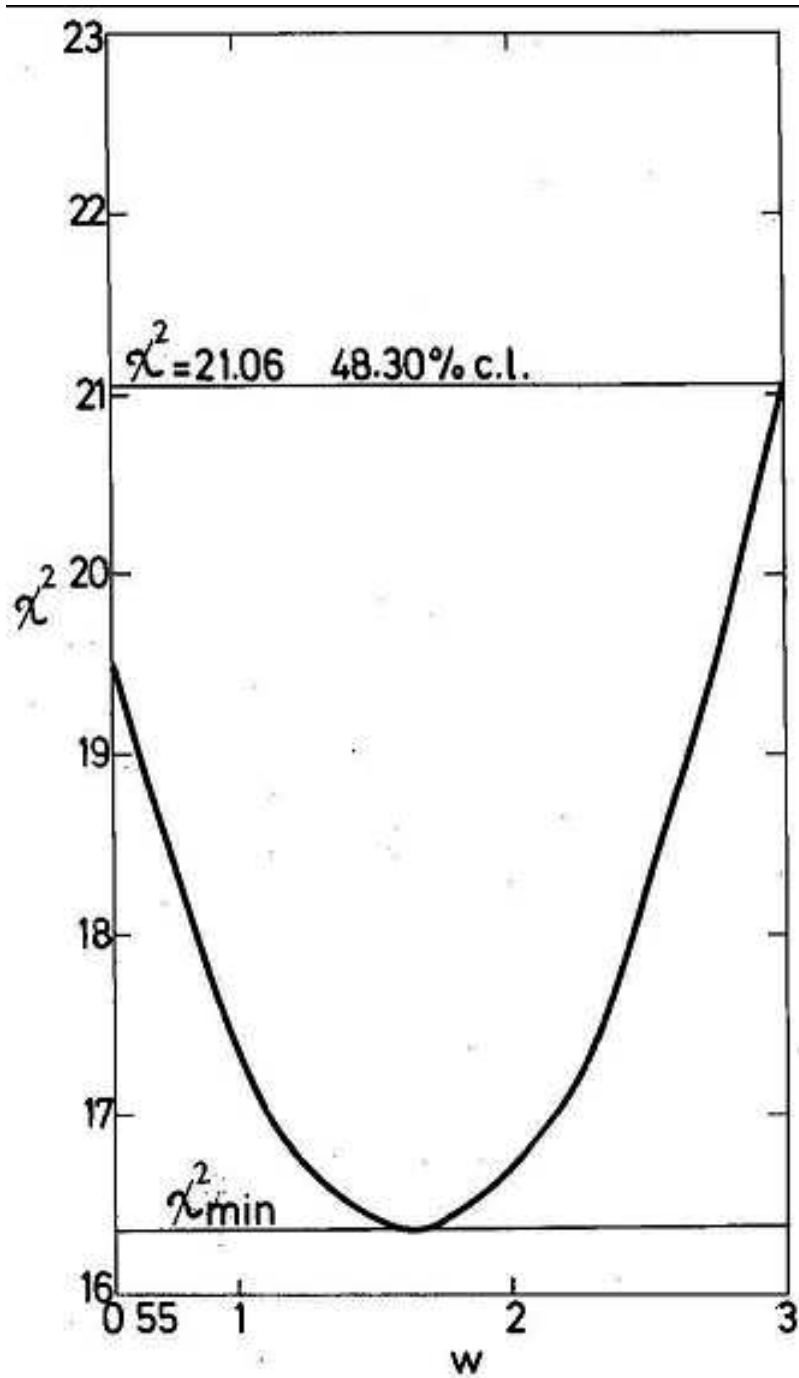


Fig. 3.— Model 3: Plot of equation (21),  $\chi^2$  versus  $w$ .



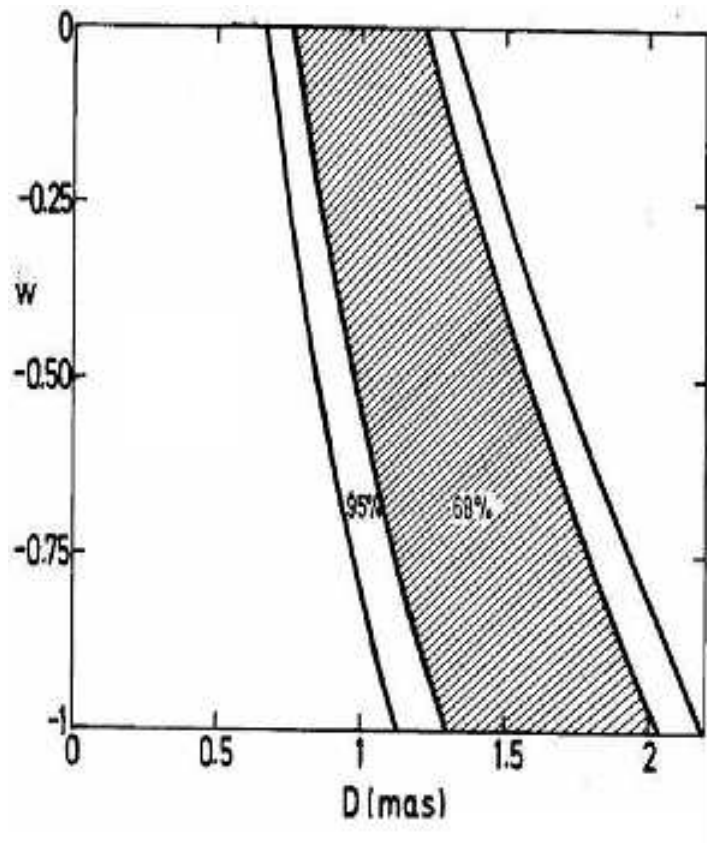


Fig. 4.— Model 1 ( $q \neq 0$ ) : Confidence contours in the  $w - D$  plane.

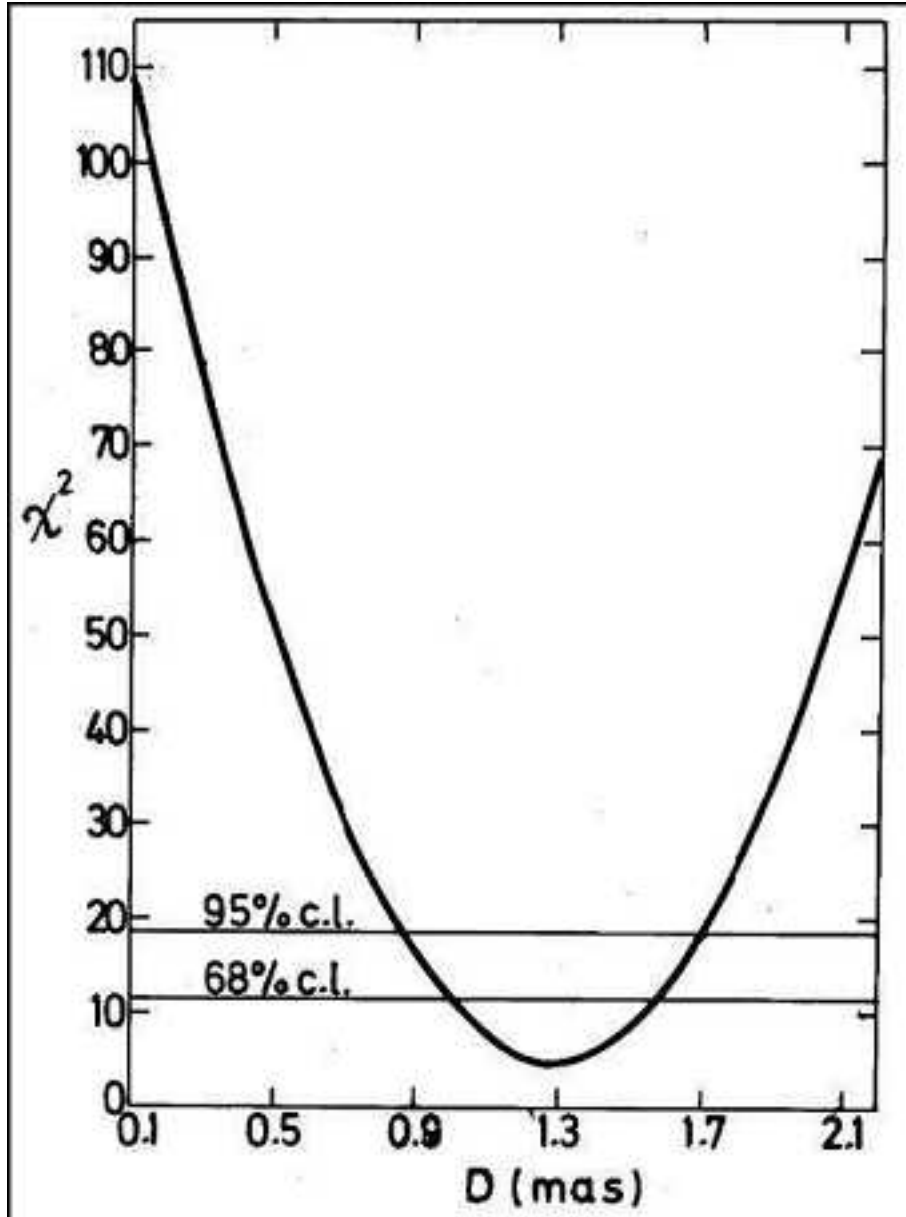


Fig. 5.— Model 1 ( $q = 0$ ): Plot of equation (37),  $\chi^2$  versus  $D$ .

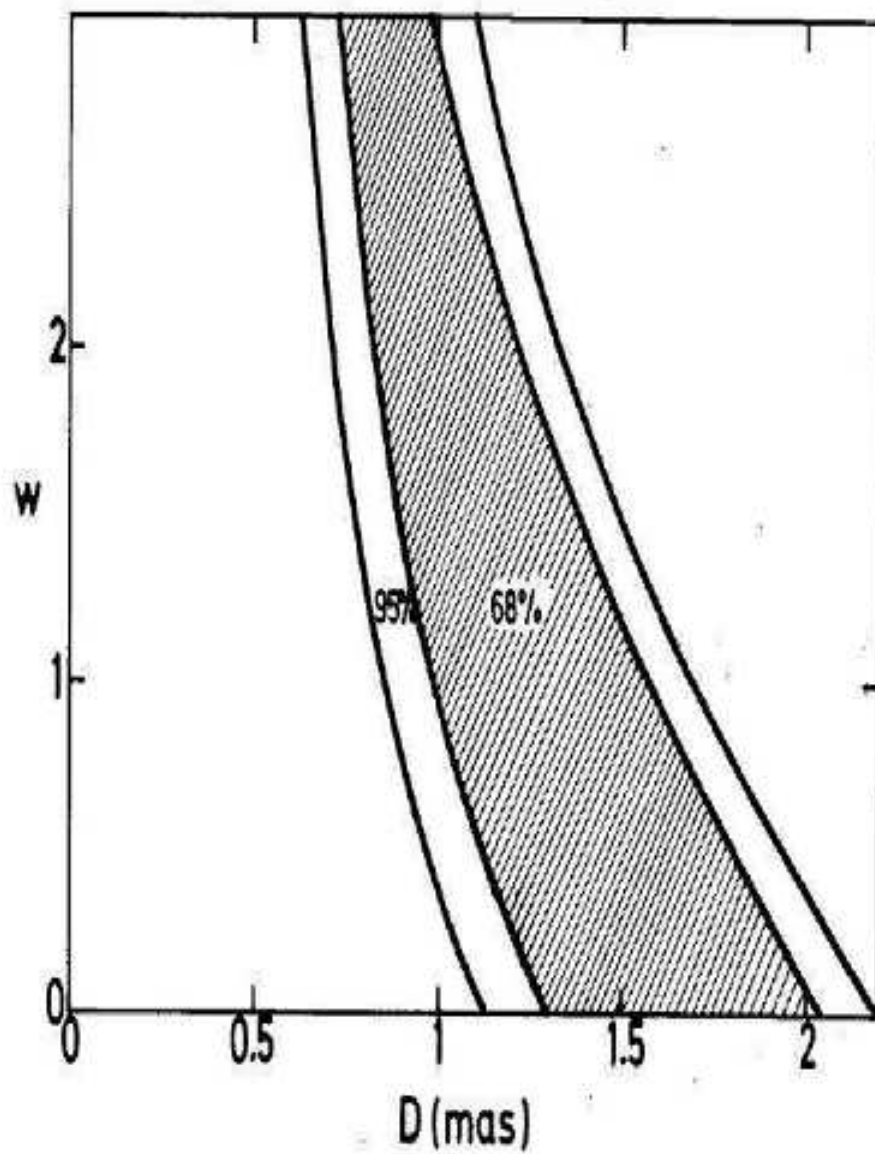


Fig. 6.— Model 2: Confidence contours in the  $w - D$  plane.

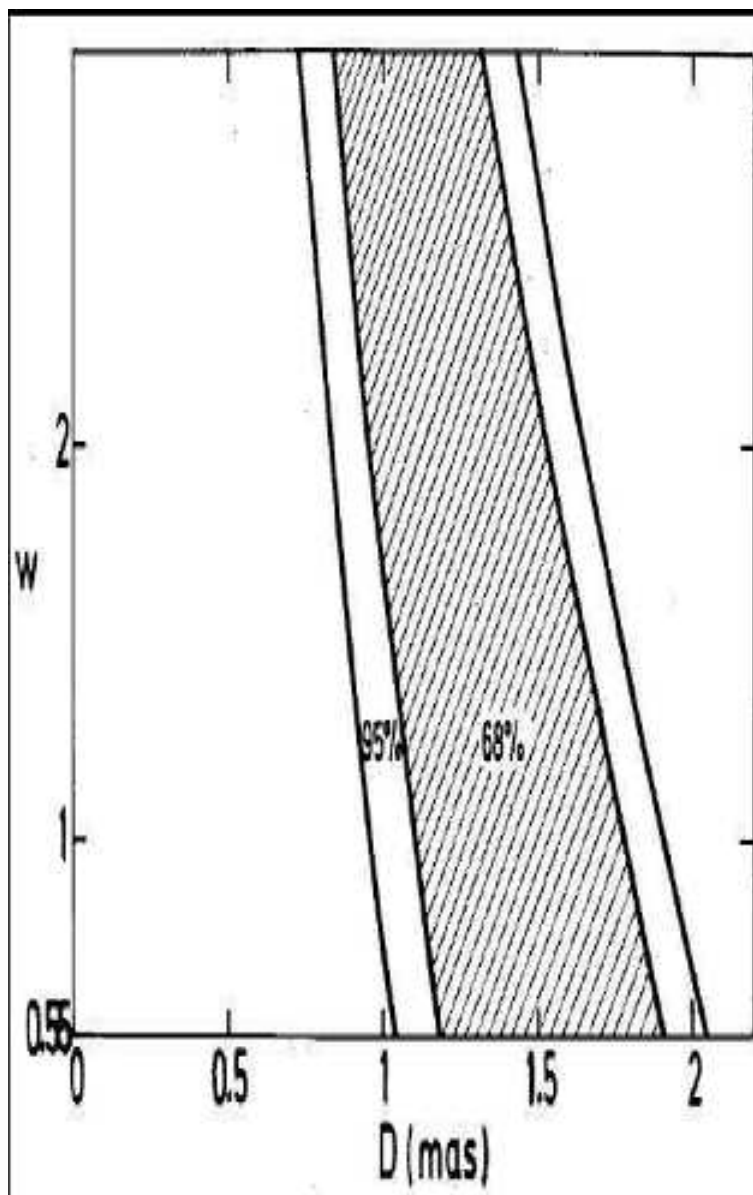


Fig. 7.— Model 3: Confidence contours in the  $w - D$  plane.

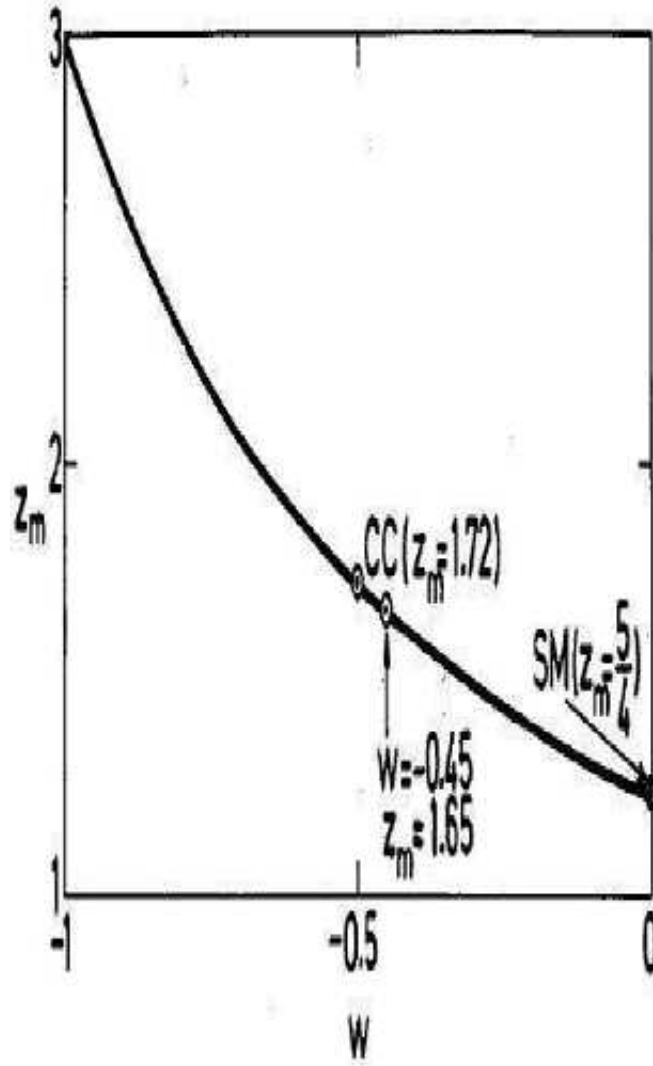


Fig. 8.— Model 1 ( $q \neq 0$ ) : Critical redshift versus  $w$ . Also shown is the value  $z_m = 1.72$  for the critical redshift in coasting cosmology (CC).

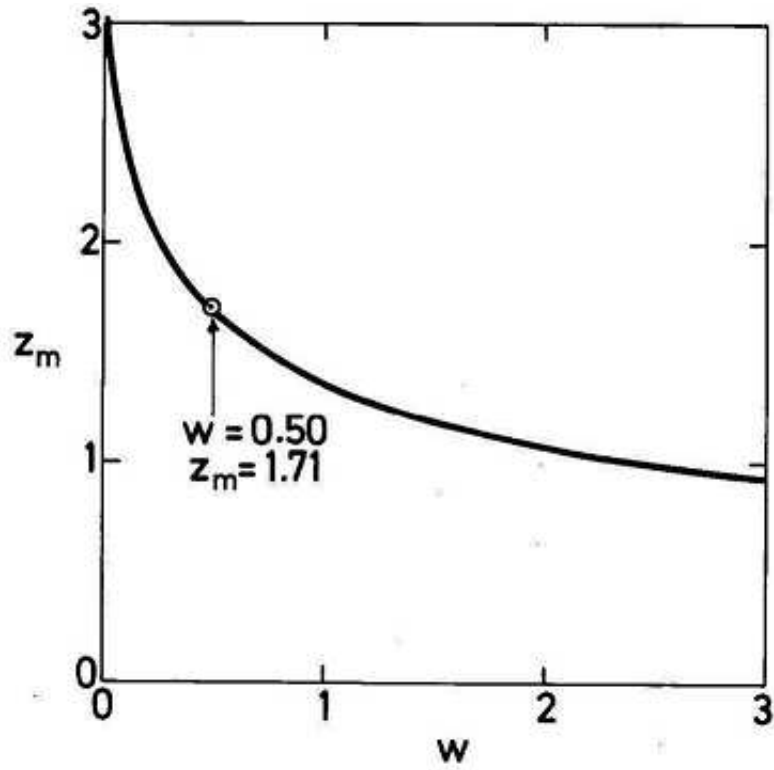


Fig. 9.— Model 2: Critical redshift versus  $w$ .

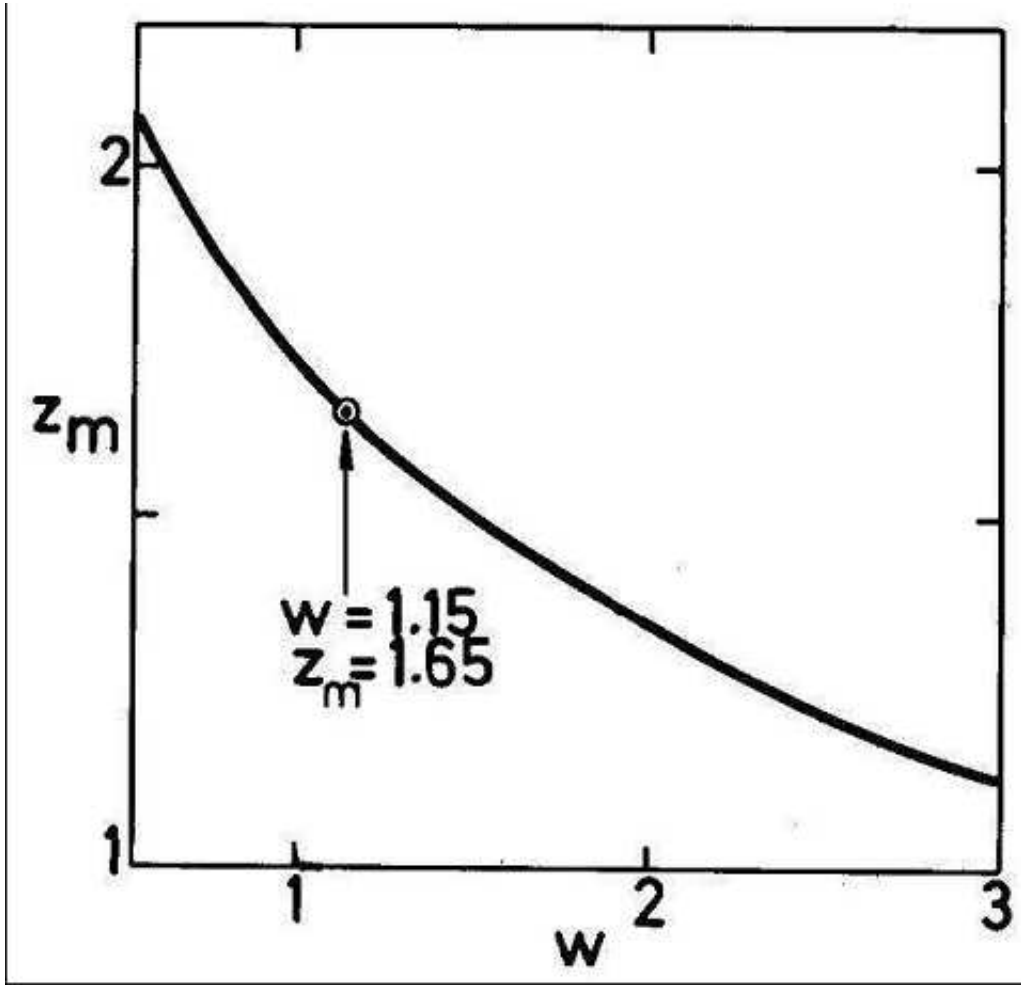


Fig. 10.— Model 3: Critical redshift versus  $w$ .

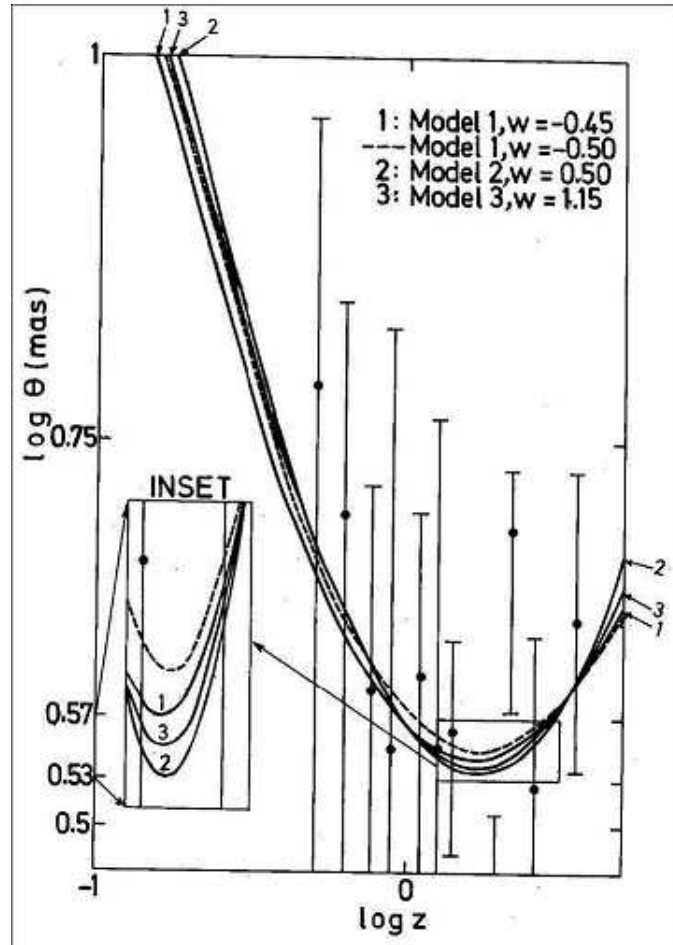


Fig. 11.— Predicted  $\theta - z$  curves for the models. Also shown are the data points and error bars from Gurvits et al. (1999).