

Cosmological constraints on a dark energy model with a non-linear scalar field

G. Panotopoulos

Department of Physics, University of Crete,

Heraklion, Crete, GREECE

email: *panotop@physics.uoc.gr*

Abstract

In the present work we study a dark energy model in which a non-linear scalar field (tachyon) with a Born-Infeld type of action is responsible for the observed cosmic acceleration. The potential of the tachyon is well-motivated since it comes from open string theory and the model is subjected to various cosmological constraints with data coming from supernovae as well as from microwave background radiation. Our analysis shows that in the particular model under study the tachyon can be an excellent candidate for dark energy in the universe, as the model agrees with a series of observational data and for a wide range of the parameters of the model.

1 Introduction

Perhaps the most dramatic discovery in modern cosmology is the observational fact that the present universe undergoes an accelerating phase. During the last ten years or so a remarkable progress in technology has allowed us to witness extraordinary precision measurements in cosmology. A plethora of observational data are now available, which show that we live in a flat universe that expands with an accelerating rate and that the dominant component in the energy budget of the universe is an unusual material, the nature of which still remains unknown. Identifying the origin and nature of dark energy is one of the great challenges in modern theoretical cosmology. The simplest candidate for dark energy is the cosmological constant, which corresponds to a perfect fluid with parameter $w = p/\rho = -1$. However, over the years many other theoretical models have been proposed and studied. One class of such models is based on some modification of Einstein's gravity [1, 2] and one is talking about the so called geometrical dark energy models. Another class contains the dynamical dark energy models, in which a new dynamical field (almost certainly a scalar field) is coupled to gravity. In the second class one would find models called quintessence [3], phantom [4], quintom [5], k-essence [6], tachyonic [7] etc. A recent review on dark energy dynamics one can find in [8].

Since Sen's original publications [9], much work has been done on tachyonic cosmology, concerning either inflation [10] or dark energy [7]. In the present work our aim is to test a particular tachyonic dark energy model against observational cosmological data that are available from supernovae and microwave background radiation. A very recent work [11] is closely related to ours and hopefully the present analysis will be a complementary one, at least for the particular model that we shall study here. In [11] the authors studied a wide range of different tachyonic models. In one of these models the potential for the tachyon emerges from a class of open string theories (both bosonic and superstrings) with explicit computation. That way string theory can be linked to cosmology and provide a natural candidate for playing the role of dark energy in the universe. This is exactly the potential that we shall be using in what follows.

The present work is organized as follows: There are four sections of which this introduction is the first. The theoretical framework is presented in section 2, while our analysis and results are presented in section 3. Finally we conclude in the fourth section.

2 The theoretical framework

We work in the framework of a four-dimensional FRW cosmology, considering the case of a flat ($k = 0$) universe. The Friedmann equations have the well-known form

$$H^2 = \frac{8\pi G}{3} (\rho_m + \rho_X) \quad (1)$$

$$\frac{\ddot{a}}{a} = -\frac{4\pi G}{3} (\rho_m + \rho_X + 3p_X) \quad (2)$$

where G is Newton's constant, a is the scale factor, $H = \dot{a}/a$ is the Hubble parameter, ρ_X, p_X are the energy density and pressure for dark energy respectively and ρ_m is the energy density for the pressureless (dust) non-relativistic matter, $p_m = 0$. We define the critical density $\rho = (3H^2)/(8\pi G)$ and the normalized densities for dark energy and matter $\Omega_m = \frac{\rho_m}{\rho_{cr}}$ and $\Omega_X = \frac{\rho_X}{\rho_{cr}}$. From the first Friedmann equation one can easily see that $\Omega_m + \Omega_X = 1$. In cosmology we often use instead of time or temperature the red-shift, $z = -1 + a_o/a$, where a_o is the present value of the scale factor. In general we use the sub-index "o" to indicate present values of various quantities. In an isotropic and homogeneous universe all quantities are functions of time only, and so is for the red-shift and the Hubble parameter. Eliminating time we can obtain a formula relating the Hubble parameter to the red-shift [8]

$$H(z) = H_o \sqrt{\Omega_m(1+z)^3 + \Omega_X f(z)} \equiv H_o E(z) \quad (3)$$

where $f(z)$ is a function of the red-shift depending on the model with the property $f(0) = 1$, since $\Omega_m + \Omega_X = 1$. Ω_m, Ω_X are the present values of the normalized densities for matter and dark energy respectively, but we drop the index "o." For example, if the cosmological constant is dark energy then $f(z) = 1$, or if some fluid with constant parameter w is dark energy then $f(z) = (1+z)^{3(1+w)}$. In the general case $f(z)$ is a more complicated expression and is given by [8]

$$f(z) = \exp\left(3 \int_0^z dx \frac{1 + w_X(x)}{1 + x}\right) \quad (4)$$

Equation (3) is a key formula for our analysis because from that we can obtain all the useful expressions, as it will be shown in a while. Since we are interested in the cosmic acceleration we define the deceleration parameter

(the name deceleration was given originally because it was believed that the universe expands in a decelerating rate) $q = -\ddot{a}/(aH^2)$ and using the second Friedmann equation and the definition for the red-shift we obtain [12]

$$q(z) = -1 + (1+z) \frac{H'(z)}{H(z)} \quad (5)$$

where $H'(z)$ is the derivative of $H(z)$ with respect to z . Furthermore, for a generic dark energy, its equation-of-state parameter $w_X = p_X/\rho_X$ is given by [12]

$$w_X(z) = \frac{-1 + \frac{2}{3}(1+z) \frac{H'(z)}{H(z)}}{1 + \frac{H_0^2}{H(z)^2} \Omega_m (1+z)^3} \quad (6)$$

The final useful expression that can be computed from (3) is the luminosity distance (for distances in cosmology see [13]), which plays a central role for the comparison between data from supernovae and a theoretical model. For a flat universe the luminosity distance D_L as a function of the red-shift is given by

$$D_L(z) = (1+z) \int_0^z dx \frac{1}{H(x)} \quad (7)$$

Now we assume that the role of dark energy in the universe is played by the tachyon, a scalar field which is coupled to gravity non-linearly with an action

$$S_{BI} = -V(\phi) \int d^4x \sqrt{-g} \sqrt{1 - g^{\mu\nu} \partial_\mu \phi \partial_\nu \phi} \quad (8)$$

where ϕ is the tachyon and $V(\phi)$ is its potential. In our work we shall consider a potential of the form [14]

$$V(\phi) = \frac{V_0}{\cosh(\phi/\phi_0)} \quad (9)$$

with V_0, ϕ_0 the two positive parameters of the model. The equation of motion of a homogeneous tachyon $\phi = \phi(t)$ is

$$\frac{\ddot{\phi}}{1 - \dot{\phi}^2} + 3H\dot{\phi} + \frac{V'(\phi)}{V(\phi)} = 0 \quad (10)$$

Similarly to the linear Klein-Gordon scalar field, the tachyon also behaves as a perfect fluid with energy density ρ_ϕ and pressure p_ϕ that are given by the

expressions

$$\rho_\phi = \frac{V(\phi)}{\sqrt{1 - \dot{\phi}^2}} \quad (11)$$

$$p_\phi = -V(\phi)\sqrt{1 - \dot{\phi}^2} \quad (12)$$

Notice that the pressure that corresponds to the tachyon is negative. The state parameter w_ϕ is given accordingly

$$w_\phi = \frac{p_\phi}{\rho_\phi} = \dot{\phi}^2 - 1 \quad (13)$$

and it is a function of time or red-shift if we wish. It is easy to see that the parameter w_ϕ takes values in the interval between 0 and -1 . One limit comes from the fact that $\dot{\phi}^2 \geq 0$, while the other limit comes from the requirement that $1 - \dot{\phi}^2 > 0$. Therefore from this point of view the tachyon is similar to the Klein-Gordon field and it does not cross the phantom divide line. So according to an analysis made in [15] we expect that our tachyonic dark energy model will not have a better fit to supernovae data compared to the standard LCDM model. In [15] it has been shown that models which allow $w(z = 0) < -1$ and crossing of the phantom divide line $w = -1$ produce better fits to the Gold dataset.

3 Analysis and results

Let us start with what we know observationally about dark energy. The first thing about dark energy has to do with its state parameter and the second about how much dark energy there is in the universe. As far as the latter is concerned, dark energy comprises the biggest part of the energy content of the universe, $\Omega_X \sim 0.7$. Also, recent results give a strong support that the present time dark energy state parameter is close to -1 [16]

$$w = -0.97_{-0.09}^{+0.07} \quad (14)$$

or without an a priori assumption that the universe is flat $w = -1.06_{-0.08}^{+0.13}$ [16]. In our analysis we shall assume that the universe is flat and that the normalized density for matter is $\Omega_m = 0.3$. The observational data that we shall use to test our model are i) the Gold dataset [17], ii) the CMB shift

parameter S [18], iii) a parameter A that is constrained by the observed scale of the first acoustic peak in baryon oscillations [18] and iv) the redshift distance $r(z_{dec})$ [19]. In particular, the above quantities are given by the expressions [18, 19]

$$S = \sqrt{\Omega_m} H_o \frac{D_L(z_r)}{1 + z_r}, \quad z_r = 1089 \quad (15)$$

$$A = \sqrt{\Omega_m} \left(\frac{H_o^3 D_L(z_1)}{H_1 z_1^2 (1 + z_1)^2} \right)^{1/3}, \quad z_1 = 0.35 \quad (16)$$

$$r(z_{dec}) = \int_0^{z_{dec}} dz \frac{1}{H(z)}, \quad z_{dec} = 1100 \quad (17)$$

and their values are as follows [18, 19]

$$S = 1.716 \pm 0.062 \quad (18)$$

$$A = 0.469 \pm 0.017 \quad (19)$$

$$r(z_{dec}) = (13.7 \pm 0.5) \text{ Gpc} \quad (20)$$

Our goal now is to integrate the dynamical equations and obtain i) the tachyon state parameter w_ϕ as a function of red-shift z and ii) the Hubble parameter H as a function of z , from which we then can compute the deceleration parameter $q(z)$ as well as the luminosity distance $D_L(z)$ as we have already mentioned. Recently in [20] a comparison was made between the SNI Gold dataset and phantom and quintessence models with linear potentials. The mathematical file that the authors of [20] used can be found in [21]. We have used this file modifying it where appropriate depending on our needs. Following [20] for initial conditions ($t \rightarrow t_i \approx 0$) we use

$$\dot{a}(t_i) = \left(\frac{9}{4} \Omega_m \right) t_i^{2/3} \quad (21)$$

$$\phi(t_i) = \phi_i \quad (22)$$

$$\dot{\phi}(t_i) = 0 \quad (23)$$

The initial value for the tachyon ϕ_i is chosen so that the normalized density for dark energy today is $\Omega_X = \Omega_\phi = 1 - \Omega_m = 0.7$. The present time (age of the universe) t_o is defined by $a(t_o) = 1 = H(t_o)$ [20].

A plot of w_ϕ versus z is shown in figure 1. A comparison between the supernovae data and the theoretical curve is shown in figure 2, while the

deceleration parameter in our model compared to that of LCDM model is shown in figure 3. For this case the theoretical values for the CMB shift parameter S , the parameter A , the redshift distance $r(z_{dec})$ and the present value for the dark energy state parameter w_ϕ we have found are

$$S = 1.741 \quad (24)$$

$$A = 0.485 \quad (25)$$

$$r(z_{dec}) = 13.6 \text{ Gpc} \quad (26)$$

$$w_{\phi_o} = -0.96 \quad (27)$$

in agreement with the observational values. To see if this model produces a better fit compared to LCDM model, one should use the χ^2 method [20]. For the case shown in figures 1,2,3 the computed χ^2 is $\chi^2 = 177.4$, while for LCDM $\chi^2 = 177.1$. This confirms our expectation that tachyon models do not produce better fits to the Gold dataset. In general, our detailed analysis shows that the behavior of the system is the following. All the theoretical values agree with observations, the theoretical curve for the supernovae apparent magnitude fits rather well the Gold dataset and the deceleration parameter for our model lies very close to the one for LCDM model, as long as $w(z)$ lies in the interval ~ -0.9 to -1 . As it moves to larger values the agreement becomes worse and worse. As an extreme case, we report that when $w \sim -1/3$ ($w(z)$ is shown in figure 4) the deceleration parameter can be seen in figure 5. Notice that after a short period of an accelerated expansion, the universe enters again the deceleration era. This can be understood from the equation for the deceleration parameter

$$q = \frac{\Omega_m}{2} + \frac{\Omega_X}{2} (1 + 3w_X) \quad (28)$$

If today $\Omega_m = 0.3, \Omega_X = 0.7, w_X^o \approx -0.33$, then from the equation above one can easily see that $q > 0$. Finally for this extreme case we report the theoretical values for $S, A, r(z_{dec})$

$$S = 1.672 \quad (29)$$

$$A = 0.443 \quad (30)$$

$$r(z_{dec}) = 13.09 \text{ Gpc} \quad (31)$$

$$w_{\phi_o} = -0.36 \quad (32)$$

We see that the CMB shift parameter S is still within observational limits, but all the other quantities obviously disagree with the data.

4 Conclusions

In the present work we have studied a dark energy model with a tachyon playing the role of dark energy in the universe. The tachyon is non-linearly coupled to gravity, with a Born-Infeld type of action. Its equation of motion is different than that of a Klein-Gordon scalar field, which couple linearly to gravity. However, here also the homogeneous tachyon behaves like a perfect fluid with an energy density and pressure that are given by certain expressions in terms of the potential and the time derivative of the tachyon. The potential for the tachyon that we have used emerges from explicit computations in open string theories (bosonic string or superstrings), and therefore is well-motivated. We have tested the particular model against a series of cosmological constraints coming from observational data both from supernovae and microwave background radiation. Our detailed analysis shows that in the model under consideration the tachyon can be an excellent candidate for dark energy, as the model passes successfully all the aforementioned tests for a wide range of the parameters of the model.

Acknowledgements

Special thanks to L. Perivolaropoulos for discussions and for giving us the supernovae Gold dataset and the mathematica file. We would like also to thank the Physics Department of Technion for its warm hospitality, where the present work was completed. This work was supported by the EU grant MRTN-CT-2004-512194.

References

- [1] G. Allemandi, A. Borowiec and M. Francaviglia, *Phys. Rev. D* **70** (2004) 103503 [arXiv:hep-th/0407090];
S. Nojiri and S. D. Odintsov, arXiv:hep-th/0601213;
I. P. Neupane, arXiv:hep-th/0602097;
S. Nojiri, S. D. Odintsov and M. Sami, arXiv:hep-th/0605039.
- [2] V. Sahni and Y. Shtanov, *JCAP* **0311** (2003) 014 [arXiv:astro-ph/0202346];
R. A. Brown, R. Maartens, E. Papantonopoulos and V. Zamarias,

- JCAP **0511** (2005) 008 [arXiv:gr-qc/0508116];
 G. Kofinas, G. Panotopoulos and T. N. Tomaras, JHEP **0601** (2006) 107 [arXiv:hep-th/0510207];
 R. G. Cai, Y. g. Gong and B. Wang, JCAP **0603** (2006) 006 [arXiv:hep-th/0511301];
 P. S. Apostolopoulos and N. Tetradis, arXiv:hep-th/0604014;
 L. P. Chimento, R. Lazkoz, R. Maartens and I. Quiros, arXiv:astro-ph/0605450.
- [3] C. Wetterich, Nucl. Phys. B **302** (1988) 668;
 B. Ratra and P. J. E. Peebles, Phys. Rev. D **37** (1988) 3406;
 R. R. Caldwell, R. Dave and P. J. Steinhardt, Phys. Rev. Lett. **80** (1998) 1582 [arXiv:astro-ph/9708069];
 I. Zlatev, L. M. Wang and P. J. Steinhardt, Phys. Rev. Lett. **2** (1999) 896 [arXiv:astro-ph/9807002];
 X. z. Li, J. g. Hao and D. j. Liu, Class. Quant. Grav. **19** (2002) 6049 [arXiv:astro-ph/0107171].
- [4] G. W. Gibbons, arXiv:hep-th/0302199;
 S. Nojiri and S. D. Odintsov, Phys. Lett. B **562** (2003) 147 [arXiv:hep-th/0303117];
 S. Nojiri and S. D. Odintsov, Phys. Lett. B **565** (2003) 1 [arXiv:hep-th/0304131];
 M. P. Dabrowski, T. Stachowiak and M. Szydlowski, Phys. Rev. D **68** (2003) 103519 [arXiv:hep-th/0307128];
 I. Y. Aref'eva, A. S. Koshelev and S. Y. Vernov, arXiv:astro-ph/0412619.
- [5] H. Wei, R. G. Cai and D. F. Zeng, Class. Quant. Grav. **22** (2005) 3189 [arXiv:hep-th/0501160];
 P. x. Wu and H. w. Yu, Int. J. Mod. Phys. D **14** (2005) 1873 [arXiv:gr-qc/0509036];
 R. Lazkoz and G. Leon, arXiv:astro-ph/0602590. B. Feng, M. Li, Y. S. Piao and X. Zhang, Phys. Lett. B **634** (2006) 101 [arXiv:astro-ph/0407432].
- [6] C. Armendariz-Picon, V. F. Mukhanov and P. J. Steinhardt, Phys. Rev. Lett. **85** (2000) 4438 [arXiv:astro-ph/0004134];
 M. Malquarti, E. J. Copeland, A. R. Liddle and M. Trodden, Phys. Rev.

- D **67** (2003) 123503 [arXiv:astro-ph/0302279]. R. J. Scherrer, Phys. Rev. Lett. **93** (2004) 011301 [arXiv:astro-ph/0402316].
- [7] T. Padmanabhan, Phys. Rev. D **66** (2002) 021301 [arXiv:hep-th/0204150];
 J. S. Bagla, H. K. Jassal and T. Padmanabhan, Phys. Rev. D **67** (2003) 063504 [arXiv:astro-ph/0212198];
 W. Fang, H. Q. Lu, Z. G. Huang and K. F. Zhang, Int. J. Mod. Phys. D **15** (2006) 199 [arXiv:hep-th/0409080];
 H. Q. Lu, Z. G. Huang and W. Fang, arXiv:hep-th/0504038;
 W. Fang, H. Q. Lu, B. Li and K. F. Zhang, arXiv:hep-th/0512120.
- [8] E. J. Copeland, M. Sami and S. Tsujikawa, arXiv:hep-th/0603057.
- [9] A. Sen, JHEP **0204** (2002) 048 [arXiv:hep-th/0203211];
 A. Sen, JHEP **0207** (2002) 065 [arXiv:hep-th/0203265].
- [10] M. Fairbairn and M. H. G. Tytgat, Phys. Lett. B **546** (2002) 1 [arXiv:hep-th/0204070];
 L. Kofman and A. Linde, JHEP **0207** (2002) 004 [arXiv:hep-th/0205121];
 D. A. Steer and F. Vernizzi, Phys. Rev. D **70** (2004) 043527 [arXiv:hep-th/0310139];
 V. H. Cardenas, Phys. Rev. D **73** (2006) 103512 [arXiv:gr-qc/0603013].
- [11] G. Calcagni and A. R. Liddle, arXiv:astro-ph/0606003.
- [12] S. Nesseris and L. Perivolaropoulos, Phys. Rev. D **70** (2004) 043531 [arXiv:astro-ph/0401556].
- [13] D. W. Hogg, arXiv:astro-ph/9905116.
- [14] F. Leblond and A. W. Peet, JHEP **0304** (2003) 048 [arXiv:hep-th/0303035];
 N. Lambert, H. Liu and J. M. Maldacena, arXiv:hep-th/0303139;
 D. Kutasov and V. Niarchos, Nucl. Phys. B **666** (2003) 56 [arXiv:hep-th/0304045].
- [15] R. Lazkoz, S. Nesseris and L. Perivolaropoulos, JCAP **0511** (2005) 010 [arXiv:astro-ph/0503230].

- [16] I. Y. Aref'eva and A. S. Koshelev, arXiv:hep-th/0605085.
- [17] A. G. Riess *et al.* [Supernova Search Team Collaboration], *Astrophys. J.* **607** (2004) 665 [arXiv:astro-ph/0402512].
- [18] R. Maartens and E. Majerotto, arXiv:astro-ph/0603353.
- [19] L. Amendola, D. Polarski and S. Tsujikawa, arXiv:astro-ph/0603703.
- [20] L. Perivolaropoulos, *Phys. Rev. D* **71** (2005) 063503 [arXiv:astro-ph/0412308].
- [21] <http://leandros.physics.uoi.gr/negpot.htm>

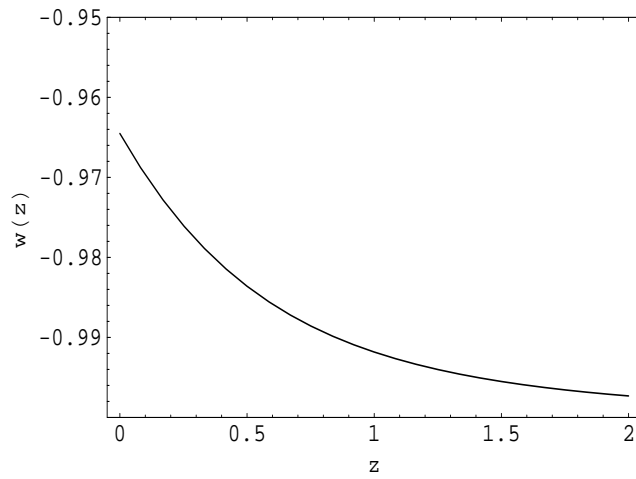


Figure 1: State parameter for tachyon w as a function of red-shift z .

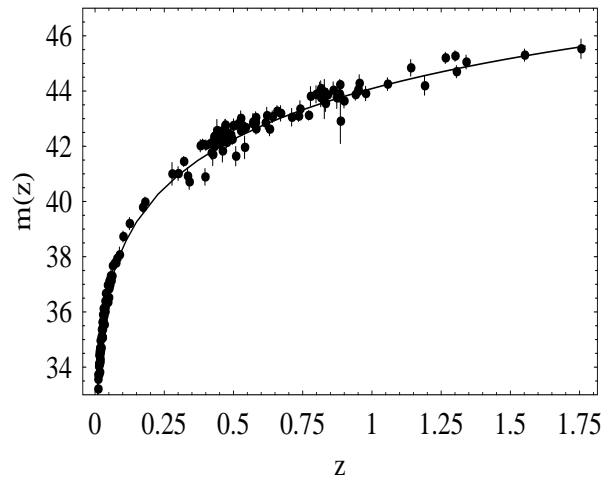


Figure 2: Magnitude m as a function of red-shift z : Comparison of the theoretical curve to the observational data.

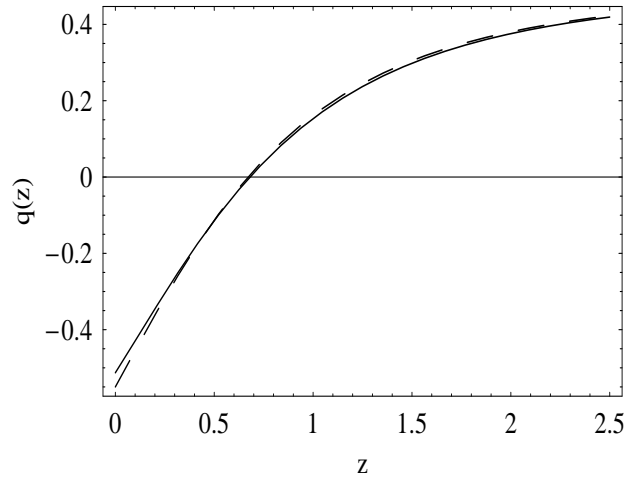


Figure 3: Deceleration parameter q as a function of red-shift z for LCDM model (dashed line) and our model (solid line).

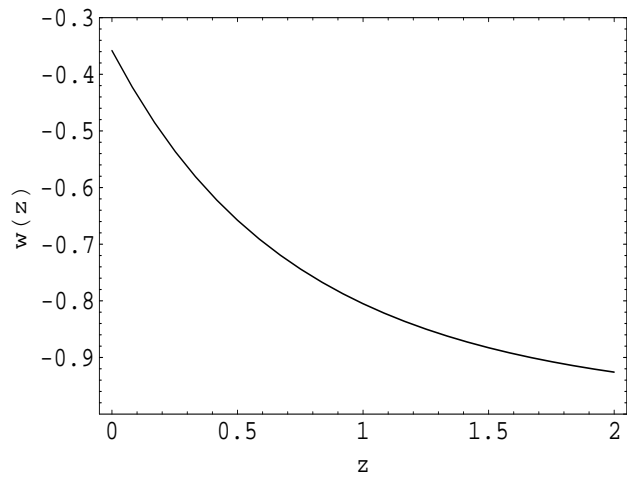


Figure 4: Same as figure 1, but for the extreme case mentioned in the text.

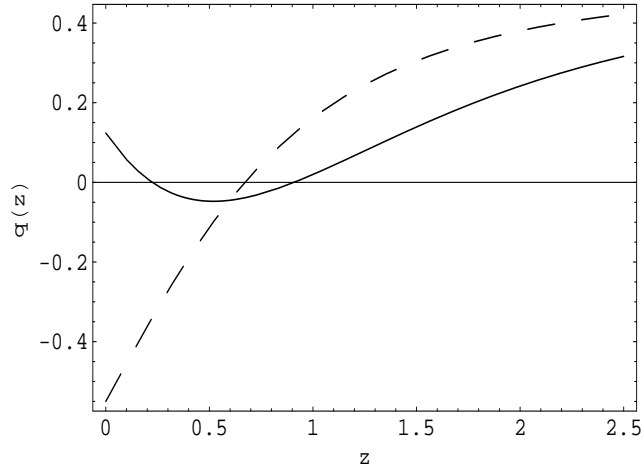


Figure 5: Same as figure 3, but for the extreme case mentioned in the text.