

A mechanism for parallel electric field generation in the MHD limit: possible implications for the coronal heating problem in the two stage mechanism

David Tsiklauri

Institute for Materials Research, University of Salford, Greater Manchester, M5 4WT, United Kingdom.

Received xxxx / Accepted xxxx

Abstract. *Context.* Using Particle-In-Cell simulations i.e. in the kinetic plasma description, the discovery of a new mechanism of parallel electric field generation was recently reported.

Aims. We show that the electric field generation parallel to the uniform unperturbed magnetic field can be obtained in a much simpler framework using the ideal magnetohydrodynamics (MHD) description.

Methods. We solve numerically ideal, 2.5D, MHD equations in Cartesian coordinates, with a plasma beta of 0.0001 starting from the equilibrium that mimics a footpoint of a large curvature radius solar coronal loop or a polar region plume. On top of such an equilibrium, a purely Alfvénic, linearly polarised, plane wave is launched.

Results. In ideal MHD the electric field parallel to the uniform unperturbed magnetic field appears due to fast magnetosonic waves which are generated by the interaction of weakly non-linear Alfvén waves with the transverse density inhomogeneity. In the context of the coronal heating problem a new two stage mechanism of plasma heating is presented by putting emphasis, first, on the generation of parallel electric fields within an ideal MHD description directly, rather than focusing on the enhanced dissipation mechanisms of the Alfvén waves and, second, dissipation of these parallel electric fields via *kinetic* effects. It is shown that a single Alfvén wave harmonic with frequency $\nu = 7$ Hz and longitudinal wavelength $\lambda_A = 0.63$ Mm, for a putative Alfvén speed of 4328 km s^{-1} , the generated parallel electric field could account for 10% of the necessary coronal heating requirement. It is also shown that the amplitude of the generated parallel electric field exceeds the Dreicer electric field by about four orders of magnitude, which implies realisation of the run-away regime with associated electron acceleration.

Conclusions. We conjecture that wide spectrum ($10^{-4} - 10^3$ Hz) Alfvén waves, based on the observationally constrained spectrum, could provide the necessary coronal heating requirement. The exact amount of energy that could be deposited by such waves through our mechanism of parallel electric field generation can only be calculated once a more complete parametric study is done. Thus, the "theoretical spectrum" of the energy stored in parallel electric fields versus frequency needs to be obtained.

Key words. Sun: oscillations – Sun: Corona – (Sun:) solar wind

1. Introduction

The coronal heating problem, the puzzle of what maintains the solar corona 200 times hotter than the photosphere, is one of the main outstanding questions in solar physics (see e.g. Tsiklauri (2005) for a recent brief review on the subject). A significant amount of work has been done in the context of heating of open magnetic structures in the solar corona (Heyvaerts & Priest 1983, Nocera et al. 1986, Parker 1991, Nakariakov et al. 1997, DeMoortel et al. 2000, Botha et al. 2000, Tsiklauri et al. 2001, Hood et al. 2002, Tsiklauri & Nakariakov 2002, Tsiklauri et al. 2002, 2003). Historically, all phase mixing studies have been performed in the Magnetohydrodynamic (MHD) approxima-

tion; however, since the transverse scales in the Alfvén wave collapse progressively to zero, the MHD approximation is inevitably violated. Thus, Tsiklauri et al. (2005a,b) studied the phase mixing effect in the kinetic regime, using Particle-In-Cell simulations, i.e. beyond an MHD approximation, where a new mechanism for the acceleration of electrons due to the generation of a parallel electric field in the solar coronal context was discovered. This mechanism has important implications for various space and laboratory plasmas, e.g. the coronal heating problem and acceleration of the solar wind. It turns out that in the magnetosphere a similar parallel electric field generation mechanism in transversely inhomogeneous plasmas has been reported (Génot et al. 2004, 1999). See also Mottez et al. (2006) and references therein.

This new mechanism occurs when an Alfvén wave moves along the field in a plasma with a transverse density inhomogeneity. The progressive distortion of the Alfvén wave front due to differences of local Alfvén speed then generates the parallel electric field. In this work we show that the electric field generation parallel to the uniform unperturbed magnetic field can be obtained in a much simpler framework using an ideal MHD description, i.e. without resorting to complicated wave particle interaction effects such as ion polarisation drift and resulting space charge separation, which seems to be the fundamental cause of electron acceleration. See also the Discussion section for a more detailed account of what led us to consider the MHD approximation for parallel electric field generation.

In this paper, we also explore the implications of this effect for the coronal heating problem. Preliminary results have been reported elsewhere (Tsiklauri 2006). The present study explores the importance of MHD versus kinetic effects in solar plasmas, which has recently attracted considerable attention due to apparent difficulties in the coronal heating problem, as well as the natural tendency of wave heating models to proceed to progressively small spatial scales. Also, recent observations have indicated further sub-structuring of the coronal morphology (McEwan & DeMoortel 2006), which is relevant to our earlier work (Tsiklauri 2005).

2. The model, rationale and main results

Unlike previous studies (Tsiklauri et al. 2005a,b, Génot et al. 2004, 1999), here we use an ideal MHD description of the problem. We solve numerically ideal, 2.5D, MHD equations in Cartesian coordinates, with a plasma beta of 0.0001 starting from the following equilibrium configuration: A uniform magnetic field B_0 in the z -direction penetrates plasma with the density inhomogeneity across the x -direction, which varies according to

$$\rho(x) = \rho_0 [1 + 2 (\tanh(x + 10) + \tanh(-x + 10))]. \quad (1)$$

This means that the plasma density increases from some reference background value of ρ_0 , which in our case was fixed at $\rho_0 = 2 \times 10^9 \mu m_p \text{ g cm}^{-3}$ (with a molecular weight of $\mu = 1.27$ corresponding to the solar coronal conditions $^1\text{H}:^4\text{He}=10:1$, Aschwanden (2004) and m_p being the proton mass), to $5\rho_0$. Such a density profile across the magnetic field has steep gradients with a half-width of 3 Mm around $x \simeq \pm 10$ Mm and is essentially flat elsewhere. Such a structure mimics e.g. the footpoint of a large curvature radius solar coronal loop or a polar region plume with the ratio of the density inhomogeneity scale and the loop/plume radius of 0.3, which is the median value of the observed range 0.15 - 0.5 (Goossens et al. 2002). The above quoted values of coordinate x are in dimensionless units. We use the following usual normalisation $B_{x,y,z} = B_0 \bar{B}_{x,y,z}$, $(x, y, z) = a_0(\bar{x}, \bar{y}, \bar{z})$, $t = (a_0/c_A^0)\bar{t}$. Here we fix B_0 to 100 G, and hence the dimensional Alfvén speed,

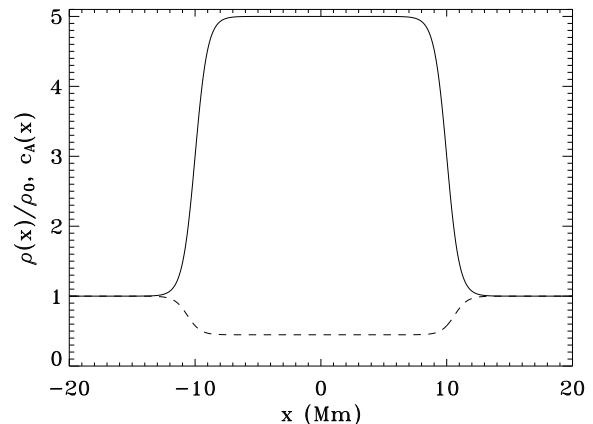


Fig. 1. Dimensionless density (Eq.(1)), solid line, and Alfvén speed, dashed line, profiles across the uniform unperturbed magnetic field (i.e. along x -coordinate) which is used as an equilibrium configuration in our model of a footpoint of a solar coronal loop or a polar region plume.

$c_A^0 = B_0/\sqrt{4\pi\rho_0}$ turns out to be $4328 \text{ km s}^{-1} = 0.0144 c$ (c is the speed of light). The reference length a_0 was fixed to 1 Mm, i.e. the dimensionless time of unity corresponds to 0.2311 s. We usually omit the bar on the top of normalised quantities, hence when numbers are quoted without units, we refer to dimensionless units as defined above. The dimensionless Alfvén speed (normalised to c_A^0) is then $c_A(x) = 1/\sqrt{1 + 2(\tanh(x + 10) + \tanh(-x + 10))}$. The simulation domain spans from -40 Mm to 40 Mm in both x - and z -directions with the density ramp as described above mimicking a footpoint fragment of a solar coronal loop or a polar region plume. Our initial equilibrium is depicted in Fig. 1.

The initial conditions for the numerical simulation are $B_y = A \cos(kz)$ and $V_y = -c_A(x)B_y$ at $t = 0$, which means that a purely Alfvénic, linearly polarised, plane wave is launched travelling in the direction of positive z s. The rest of the physical quantities, V_x and B_x (which would be components of fast magnetosonic waves if the medium were totally homogeneous) and V_z and B_z (the analogs of slow magnetosonic waves) are initially set to zero. The plasma temperature is varied as the inverse of Eq.(1) so that the total pressure always remains constant. Boundary conditions used in our simulations are periodic along the z - and the zero gradient along the x -coordinates. We fixed the amplitude of the Alfvén wave A at 0.05 throughout. This choice makes the Alfvén wave weakly non-linear. Our motivation for this value was two-fold: First, this was the value used by Tsiklauri et al. (2005b), Génot et al. (2004), and as one of our goals here is to show that the parallel electric field generation is also possible in the MHD limit, we use this value. Tsiklauri et al. (2005b) only used one value of $A = 0.05$, while Génot et al. (2004) used several values of A and showed that weak non-linearity (at $A \simeq 0.05$), in addition to the trans-

verse density inhomogeneity, of course, is a key factor that facilitates parallel electric field generation. Smaller A s reduced the effect of parallel electric field generation. Second, the observed values of the Alfvén waves at heights of $R = 1.04R_{\odot} \simeq 28$ Mm are about 50 km s^{-1} , which for a typical Alfvén speed of 1000 km s^{-1} makes A equal to 0.05. Such observations (see e.g. Moran (2001), Banerjee et al. (1998), Doyle et al. (1998)) indicate that off limb, heavy element (e.g. Si VIII) line broadening is beyond the thermal one, and hence mostly *undamped*, outward propagating Alfvén waves travel through the stratified plasma with increasing amplitude (due to the stratification).

All previous AC-type models of coronal heating focused on the mechanisms (e.g. phase mixing or resonant absorption) that could enhance damping of the Alfvén waves. However, for the coronal value of shear (Braginskii) viscosity, by which Alfvén waves damp of about $\eta = 1 \text{ m}^2 \text{ s}^{-1}$, typical dissipation lengths (e -fold decrease of Alfvén wave amplitude over those lengths) are $\simeq 1000$ Mm. Invoking the somewhat ad hoc concept of enhanced (anomalous) resistivity can reduce the dissipation length to the required value of the order of the hydrodynamic pressure scale height $\lambda_T \approx 50$ Mm. In this light (observation of mostly undamped Alfvén waves and the inability of classical (Braginskii) viscosity to produce a short enough dissipation length), it seems reasonable to focus rather on the generation of parallel electric fields which would guarantee plasma heating, should the energy density of the parallel electric fields be large enough. In both cases (AC-type MHD models and our model with parallel electric field generation) the energy comes from Alfvén waves. Therefore observing undamped Alfvén waves could mean two things: (i) the Alfvén waves observed through Doppler line broadening are low frequency ones, while high frequency Alfvén waves produce heating, hence they do not contribute to the observed line broadening. Clearly one cannot observe waves that have already dissipated; (ii) stratification (increase of Alfvén wave amplitude with height) could be balanced by the damping.

We emphasise parallel electric fields because in the direction parallel to the magnetic field electrons (and protons) are not constrained. In the direction perpendicular to the magnetic field, particles are constrained because of the large classical conductivity $\sigma = 6 \times 10^{16} \text{ s}^{-1}$ (for $T = 2$ MK corona) and inhibited momentum transport across the magnetic field. The parameter that controls cross-field transport (flow) is σ , and not plasma β which merely controls compressibility of the plasma. This is often confused in the literature.

In the ideal, linear MHD limit there are no parallel electric fields associated with the Alfvén wave. In the single fluid MHD the equation for the electric field can be obtained by differentiating Ohm's law over time and then using Maxwell's equations, expressing $\eta \mathbf{J}$ by \mathbf{E} (Krall & Trivelpiece 1973):

$$\nabla^2 \mathbf{E} - \frac{4\pi\sigma}{c^2} \frac{\partial \mathbf{E}}{\partial t} = \frac{4\pi\sigma}{c^2} \frac{\partial}{\partial t} \frac{\mathbf{V} \times \mathbf{B}}{c}. \quad (2)$$

However, in the coronal plasma conductivity is so large that a more simple relation (obtained from Eq.(2)) can be used:

$$\mathbf{E} = -\frac{\mathbf{V} \times \mathbf{B}}{c}. \quad (3)$$

It is clear from the latter equation that the parallel electric field is

$$E_z = -\frac{V_x B_y - V_y B_x}{c}. \quad (4)$$

This means that in the considered system E_z can only be generated if the initial Alfvén wave (V_y, B_y) is able to generate a fast magnetosonic wave (V_x, B_x), which, in turn, is generated due to weak non-linearity and transverse density inhomogeneity.

Nakariakov et al. (1997) have investigated this possibility of growth of fast magnetosonic waves in a similar physical system, in a context other than parallel electric field generation. They used a mostly analytical approach and focused on the early stages of the system's evolution. Later, the long-term evolution of the fast magnetosonic wave generation was studied numerically in the case of harmonic (Botha et al. 2000) and Gaussian (Tsiklauri et al. 2001) Alfvénic initial perturbations. When fast magnetoacoustic perturbations are initially absent and the initial amplitude of the plane Alfvén wave is small, the subsequent evolution of the wave, due to the difference in local Alfvén speed across the x -coordinate, leads to the distortion of the wave front. This leads to the appearance of transverse (with respect to the applied magnetic field) gradients, which grow linearly with time. Nakariakov et al. (1997) have shown that with fairly good accuracy (which is substantiated by our numerical calculations presented below) the dynamics of the fast magnetoacoustic waves can be described by

$$\left[\frac{\partial^2}{\partial t^2} - c_A^2(x) \left(\frac{\partial^2}{\partial x^2} + \frac{\partial^2}{\partial z^2} \right) \right] V_x = -c_A^2(x) \frac{\partial}{\partial t} \left(B_y \frac{\partial B_y}{\partial x} \right). \quad (5)$$

Moreover, for small Alfvén wave amplitudes the back-reaction of the generated fast magnetosonic wave on the Alfvén wave can be neglected and Eq.(5) can be considered as a linear wave-like equation with a driver term on the right hand side where B_y is given by the travelling wave expression $B_y = A \cos(k(z - c_A(x)t))$. The main negative outcome of the studies with the harmonic (Botha et al. 2000) and Gaussian (Tsiklauri et al. 2001) Alfvénic initial perturbations was that despite the power-law growth in time of the driver term, which implies progressive growth of fast magnetosonic wave amplitude (at least until V_x and B_x reach the same amplitudes as V_y and B_y when the the back-reaction can no longer be neglected, rendering Eq.(5) invalid), the V_x and B_x amplitudes after rapid initial growth tend to saturate due to the destructive wave interference effect (Tsiklauri et al. 2001). As a

self-consistency test, in the next sub-section we present results of the numerical simulation when the wavenumber of the initial Alfvén wave is $k = 1$. In dimensional units this corresponds to an Alfvén wave with frequency ($\nu = 0.7$ Hz), i.e. longitudinal wave-numbers $\lambda_A = 6.3$ Mm.

2.1. The case of an Alfvén wave with $\nu = 0.7$ Hz

In Fig. 2 we show two snapshots of V_x and E_z (the latter was reconstructed using Eq.(4)) for the case of $k = 1$, i.e with $\nu = 0.7$ Hz. The fast magnetosonic wave (V_x) and parallel electric field (E_z) are both generated in the vicinity of the density gradients $x \simeq \pm 10$, eventually filling the entire density ramp. This means that the generated parallel electric fields are confined by the density gradients, i.e. the solar coronal loop which the considered system tries to mimic after about 20 Alfvén time scales becomes filled with temporally oscillating parallel electric fields. Note that this can be a source of polarisation drift of ions if kinetic effects are considered.

In Fig. (3) we plot the amplitudes of $V_x \equiv V_x^a$ and $E_z \equiv E_z^a$ which we define as the maxima of absolute values of the wave amplitudes along the $x \simeq \pm 10$ line (which track the generated wave amplitudes in the strongest density gradient regions) at a given time step. Solid lines represent solutions using the linear McCormack code, which solves Eq.(5) with the initial conditions as described above, while dash-dotted lines with open symbols are the solutions using the non-linear MHD code Lare2d (Arber et al. 2001). We refer to the McCormack code as linear because we treat Eq.(5) as a linear wave-like equation with a driver term on the right hand side where B_y is given by the travelling wave form $B_y = A \cos(k(z - c_A(x)t))$. Here for both runs we use a 2000×2000 spatial grid resolution. Note that data with solid lines is plotted with much smaller time steps than those with dash-dotted lines and open symbols, which are plotted with the much coarser time step of $\Delta t = 1$. This is due to the fact that Lare2d uses MPI parallelisation and hence tracking time evolution of the solution at a given point of the simulation domain (which is split into many parts) is a difficult task. The linear McCormack code is serial, hence we do not encounter such problems. The two main observations are:

(i) We gather from Fig. (3) that as in the previous cases (Botha et al. 2000, Tsiklauri et al. 2001) the amplitude of V_x initially grows rapidly and then tends to saturate at a level of $A^2 = 0.05^2 = 0.0025$, as one might expect from the weakly non-linear theory (cf. Eq.(5)).

(ii) The solutions produced by the fully non-linear MHD code and the linear McCormack code are similar but not identical. This can be explained by the fact that the amplitude of $A = 0.05$ is now large enough for the non-linearity effects to be noticeable. Note that when the amplitude was much smaller, $A = 0.001$, the deviations between the two were much smaller (cf. Fig.(6) from Tsiklauri et al. (2001)). In the case of $A = 0.05$

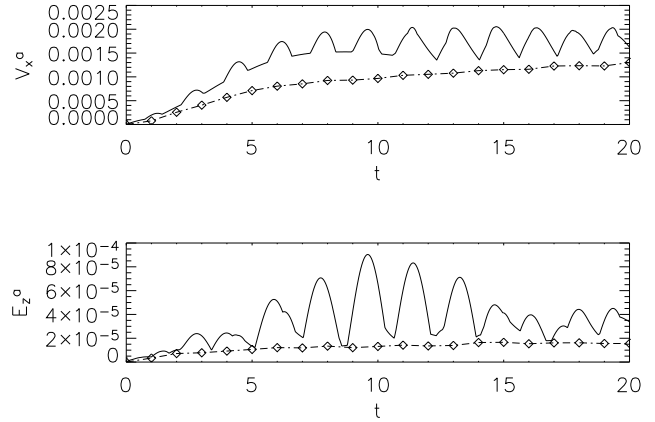


Fig. 3. Time evolution of the amplitudes of $V_x \equiv V_x^a$ and $E_z \equiv E_z^a$. Solid lines represent solutions using the linear McCormack code, while dash-dotted lines with open symbols are the solutions using the non-linear code Lare2d. Here $A = 0.05$, $k = 1$, $\nu = 0.7$ Hz, $\lambda_A = 6.3$ Mm, and both runs have 2000×2000 spatial grid resolution.

with Lare2d, weak non-linearity of the phase-mixed Alfvén wave even causes noticeable deviations in the initial background density, which is an effect previously discussed in the literature.

Figs. (2) and (3) corroborate the previous results of Botha et al. (2000) and Tsiklauri et al. (2001).

2.2. The case of an Alfvén wave with $\nu = 7$ Hz

Here we present results for the case of large wave-numbers, $k = 10$, which in dimensional units corresponds to an Alfvén wave with $\nu = 7$ Hz, and $\lambda_A = 0.63$ Mm. This is a regime not investigated before. Fig. (4) is similar to Fig.(2) but now $k = 10$, with shaded surface plots given instead of intensity plots. This is due to the fact that spiky data do not appear clearly using intensity plots. We gather from this graph that similarly to the results of Tsiklauri et al. (2005b) and Génot et al. (2004), the generated parallel electric field is quite spiky, but more importantly, large wavenumbers i.e. short wavelengths now are able to significantly increase the amplitudes of both the fast magnetosonic waves (V_x) and the parallel electric field E_z . This amplitude growth is beyond a simple A^2 scaling (discussed in the previous sub-section). The amplitude growth is presented quantitatively in Fig. (5). The amplitude of V_x now attains values of 0.01, unlike for moderate ks . This boost in amplitude growth can be explained qualitatively by analysing Eq.(5). The driver term (right hand side of Eq.(5)) contains spatial derivatives. Thus, large wavenumbers (i.e. stronger spatial gradients) seem to boost the values of the driver term which in turn yields larger values for the level of saturation of the V_x amplitude. In the considered case, E_z now attains values of 0.001.

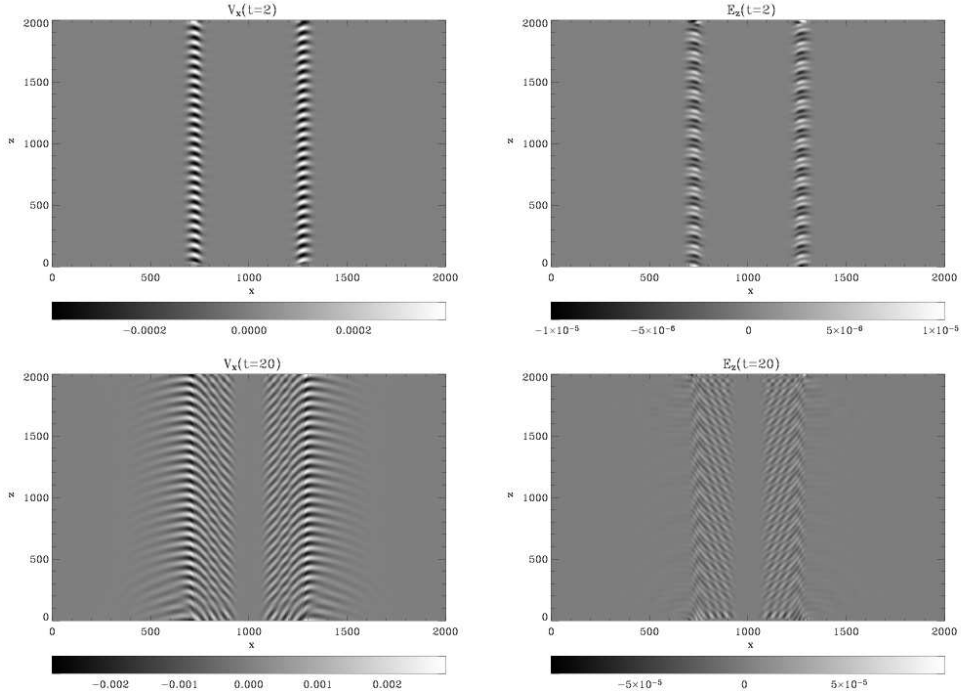


Fig. 2. Intensity plots of V_x and E_z at $t = 2$ and 20 for the case of $k = 1$, $\nu = 0.7$ Hz, $\lambda_A = 6.3$ Mm.

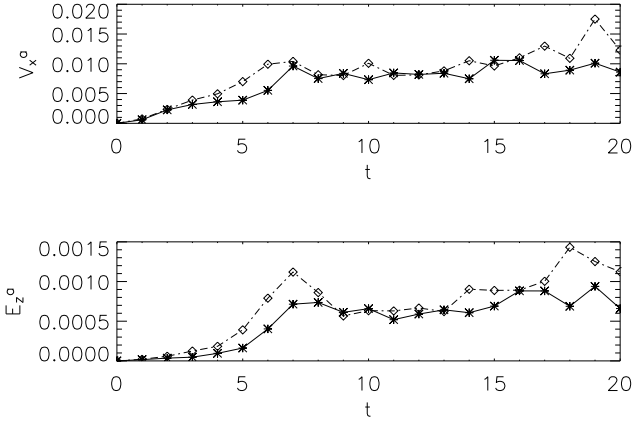


Fig. 5. Time evolution of the amplitudes of $V_x \equiv V_x^a$ and $E_z \equiv E_z^a$. Solid lines with stars represent solutions using the Lare2d code with 4000×4000 resolution, while dash-dotted lines with open symbols are the same but with 2000×2000 resolution. Here $A = 0.05$, $k = 10$, $\nu = 7$ Hz, $\lambda_A = 0.63$ Mm.

Since the amplitude of V_x attains a sizable fraction of the Alfvén wave amplitude rendering weakly non-linear theory inapplicable, we do not plot solutions obtained from the the linear McCormack code. Instead, to verify the convergence of the solution, we plot the results of the numerical run with doubled (4000×4000) spatial resolution. The match seems satisfactory, which validates the obtained results.

2.3. Application of the results to the coronal heating problem

It has been known for decades (Kuperus et al. 1981) that the coronal energy losses that need to be compensated by some additional energy input, to keep the solar corona at the observed temperatures, are (in units of $\text{erg cm}^{-2} \text{s}^{-1}$): 3×10^5 for the quiet Sun, 8×10^5 for a coronal hole and 10^7 for an active region. Aschwanden (2004) makes similar estimates for the heating flux per unit area (i.e. in $\text{erg cm}^{-2} \text{s}^{-1}$):

$$F_H = E_H \lambda_T = 5 \times 10^3 \left(\frac{n_e}{10^8 \text{cm}^{-3}} \right)^2 \left(\frac{T}{1 \text{MK}} \right), \quad (6)$$

where $E_H \approx 10^{-6} \text{ erg cm}^{-3} \text{ s}^{-1}$. This yields an estimate of $F_H \approx 2 \times 10^6 \text{ erg cm}^{-2} \text{ s}^{-1}$ in an active region with a typical loop base electron number density of $n_e = 2 \times 10^9 \text{ cm}^{-3}$ and $T = 1 \text{ MK}$.

The energy density associated with the parallel electric field E_z is

$$E_E = \frac{\varepsilon E_z^2}{8\pi}, \quad [\text{erg cm}^{-3}] \quad (7)$$

where ε is the dielectric permittivity of plasma. The latter can be conveniently deduced from the expression for the polarisation current (Krall & Trivelpiece (1973), appendix I)

$$\mathbf{J}_p = n_e q \mathbf{V}_p = \frac{\rho c^2}{B^2} \frac{\partial \mathbf{E}}{\partial t} \quad (8)$$

and Maxwell's equation written as

$$\nabla \times \mathbf{B} = \frac{4\pi}{c} (\mathbf{J} + \mathbf{J}_p) = \frac{4\pi}{c} \mathbf{J} + \frac{1}{c} \frac{4\pi \rho c^2}{B^2} \frac{\partial \mathbf{E}}{\partial t}. \quad (9)$$

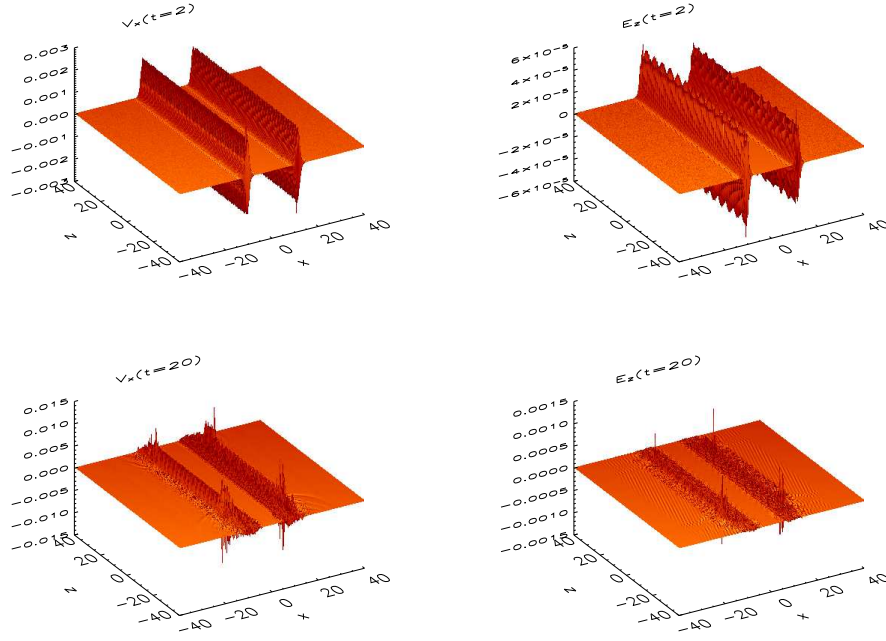


Fig. 4. Snapshots of V_x and E_z at $t = 2$ and 20 for the case of $k = 10$, $\nu = 7$ Hz, $\lambda_A = 0.63$ Mm.

The result is

$$\varepsilon = \frac{4\pi\rho c^2}{B^2}. \quad (10)$$

The latter formula is different from the usual expression for the dielectric permittivity (Krall & Trivelpiece 1973):

$$\varepsilon = 1 + \frac{4\pi\rho c^2}{B^2}, \quad (11)$$

because the displacement current has been neglected in the above treatment, which is a usual assumption made in the MHD limit. For the coronal conditions ($\rho = 2 \times 10^9 \mu m_p$ g cm $^{-3}$, $\mu = 1.27$, $B = 100$ Gauss) the second term in Eq.(11) is $4.8048 \times 10^3 \approx \varepsilon \gg 1$ which means that for the coronal conditions in the energy density Eq.(7) the dominant term is

$$\frac{1}{2} \frac{\rho c^2}{B^2} E_z^2 = \frac{1}{2} \rho V_D \quad (12)$$

which is the kinetic energy density associated with the $\mathbf{E} \times \mathbf{B}$ drift (Sturrock (1994), page 60). In Fig. (5) we saw that electric field amplitude attains a value of ≈ 0.001 . In order to convert this to dimensional units we use $c_A^0 = 4328$ km s $^{-1}$ and $B = 100$ G and Eqs.(3-4) to obtain $E_z \approx (c_A^0 B/c) \times 0.001 = 0.0014$ statvolt cm $^{-1}$ (in Gaussian units). Therefore the energy density associated with the parallel electric field E_z (From Eq.(7)) is

$$E_E = \varepsilon \times 0.0014^2 / (8\pi) = 3.7471 \times 10^{-4} \quad (13)$$

[erg cm $^{-3}$].

In order to get the heating flux per unit area for a *single harmonic* with frequency 7 Hz, we multiply the latter expression by the Alfvén speed of 4328 km s $^{-1}$ (because

the fast magnetosonic waves (V_x and B_x) that propagate across the magnetic field and associated parallel electric fields (E_z) are generated in density gradients by the Alfvén waves. Hence, the flux is carried with the *Alfvén* speed) to obtain

$$F_E = E_E c_A^0 = 1.62 \times 10^5 \quad [\text{erg cm}^{-2} \text{s}^{-1}], \quad (14)$$

which is ≈ 10 % of the coronal heating requirement estimate for the same parameters made above using Eq.(6). Note that the latter estimate is for a *single harmonic* with frequency 7 Hz (see the Discussion section for details when a wide spectrum of Alfvén waves is considered).

3. Dissipation of the generated parallel electric fields

We now discuss how the energy stored in the generated parallel electric field is dissipated. We examine the parallel electric field behaviour at a given point in space as a function of time. In Fig. (6) we plot the time evolution of E_z at a point ($x = 10.68, z = 0$) for the case of $k = 1$, $\nu = 0.7$ Hz, and $\lambda_A = 6.3$ Mm. Choice of this x -value is such that it captures parallel electric field dynamics at the strongest density gradient point (across x).

We gather from Fig. (6) that E_z is a periodic (sign-changing) function that is a mixture of two harmonics with frequencies $\omega = c_A k$ and $\omega = 2c_A k$. This is due to the fact that E_z is calculated using Eq.(4) where V_y and B_y at fixed spatial points vary in time with frequencies $\omega = c_A k$, while the generated V_x and B_x vary with frequencies $\omega = 2c_A k$ (Nakariakov et al. 1997). Because of the ideal MHD approximation used in this paper, the generated electric field cannot accelerate plasma particles or

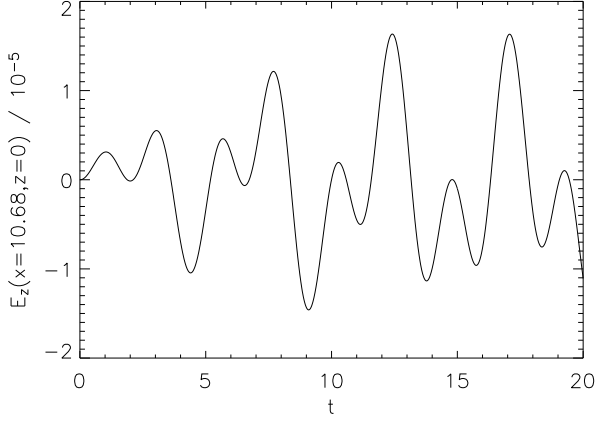


Fig. 6. Time evolution of E_z at a point ($x = 10.68, z = 0$). Here $k = 1$, $\nu = 0.7$ Hz, and $\lambda_A = 6.3$ Mm.

cause Ohmic heating *unless kinetic effects are invoked*. Let us look at Ohm's law for ideal MHD (Eq.(3)) in more detail denoting physical quantities unperturbed by the waves with subscript 0 and ones associated with the waves by a prime; initial equilibrium implies $\mathbf{E}_0 = \mathbf{V}_0 = 0$ with $\mathbf{B}_0 \neq 0$. For the perturbed state (with Alfvén waves (V_y and B_y) launched which generate fast magnetosonic waves (V_x and B_x)) we have

$$\mathbf{E}' = -\mathbf{V}' \times (\mathbf{B}_0 + \mathbf{B}')/c. \quad (15)$$

Note that the projection of \mathbf{E}' on the full magnetic field (unperturbed \mathbf{B}_0 plus the waves \mathbf{B}') is zero by the definition of the cross and scalar product: $\mathbf{E}' \cdot (\mathbf{B}_0 + \mathbf{B}')/|\mathbf{B}_0 + \mathbf{B}'| = 0$. Physically this means that in ideal MHD the electric field cannot do any work as it is always perpendicular to the *full* (background plus wave) magnetic field. However the projection of \mathbf{E}' on the unperturbed magnetic field \mathbf{B}_0 is clearly non-zero

$$\mathbf{E}' \cdot \frac{\mathbf{B}_0}{|\mathbf{B}_0|} = E_z = -\frac{\mathbf{V}' \times \mathbf{B}'}{c} \cdot \frac{\mathbf{B}_0}{|\mathbf{B}_0|} \quad (16)$$

which exactly coincides with Eq.(4) that was used to calculate E_z . The crucial next step that is needed to understand how the generated electric fields parallel to the uniform unperturbed magnetic field dissipate *must invoke kinetic effects*. In our two stage model, in the first stage, bulk MHD motion (waves) generate parallel electric fields, which as we saw cannot accelerate particles if we describe the plasma in the ideal MHD limit. Génot et al. (2004) and Tsiklauri et al. (2005b) showed that when the identical system is modelled in the kinetic regime particles *are* accelerated with such parallel fields. Génot et al. (2004) claimed that electron acceleration is due to the polarisation drift. They showed that once the Alfvén wave propagates along the density gradient that is transverse to the magnetic field, a parallel electric field is generated due to charge separation caused by the polarisation drift associated with the time-varying electric field of the Alfvén

wave. Because the polarisation drift speed is proportional to the mass of the particle, it is negligible for electrons, hence ions start to drift. This causes charge separation (the effect that cannot be treated by a MHD description), which results in generation of parallel electric fields, that in turn accelerate electrons. As was shown in Fig.(6), our parallel electric field is also time-varying, hence at the second (kinetic) stage the electron acceleration can proceed in the same manner through ion polarisation drift and charge separation. The exact picture of the particle dynamics in this case can no longer be treated with MHD and a kinetic description is more relevant. The frequencies considered in the kinetic regime (Tsiklauri et al. 2005b), $\nu = 0.3\omega_{ci}/(2\pi) = 4.6 \times 10^4$ Hz and 0.7 – 7 Hz (this paper) are different, but we clearly saw that the increase in frequency results in enhancement of the parallel electric field generation. Various effects of wave-particle interactions will rapidly dampen the parallel electric fields on a time scale much shorter than the MHD time scale. Génot et al. (2004) clearly demonstrated the role of non-linearity and kinetic instabilities in the rapid conversion from the initial low frequency electromagnetic regime to a high frequency electrostatic one. They identified Buneman and weak beam plasma instabilities in their simulations (as they studied the time evolution of the system for longer than Tsiklauri et al. (2005b)). Fig.(11) from Génot et al. (2004) shows that wave energy is converted into particle energy on times scales of $10^3\omega_{pe}^{-1} \approx 4$ Alfvén periods. Perhaps no immediate comparison is possible (because of the different frequencies involved), but still in our case the Alfvén period when sufficient energy is stored in the parallel electric field is $1/(7 \text{ Hz})=0.14$ s, i.e. wave energy is converted into particle energy in a short time.

Yet another important observation can be made by estimating the Dreicer electric field (Dreicer 1959). Dreicer considered dynamics of electrons under the action of two effects: the parallel electric field and friction between electrons and ions. He noted that the equation describing electron dynamics along the magnetic field can be written as

$$m_e v_d = eE - \nu_p^{e/i} m_e v_d \quad (17)$$

where v_d is the electron drift velocity and $\nu_p^{e/i}$ is the electron collision frequency and dot denotes time derivative. When $v_d \ll v_{thermal}$ Eq.(17) in the steady state regime, ($d/dt = 0$) allows us to derive the expression for Spitzer resistivity. When $v_d > v_{thermal}$, the steady state solution may not apply. In this case, when the right hand side of Eq.(17) is positive i.e. when $eE > \nu_p^{e/i} m_e v_d$, we have electron acceleration. This is the so-called *run-away regime*. In simple terms, acceleration due to the parallel electric field leads to an increase in v_d ; in turn, this leads to a decrease in $\nu_p^{e/i}$ because $\nu_p^{e/i} \propto 1/v_d^3$. Thus, when the electric field exceeds the critical value $E_d = n_e e^3 \ln \Lambda / (8\pi \varepsilon_0^2 k_B T)$ (the Dreicer electric field, which is quoted here in its SI form), faster drift leads to a decrease in electron-ion friction, which in turn results in even faster drift and hence the run-away regime is reached. Putting coronal values

($n_e = 2 \times 10^9 \text{ cm}^{-3}$, $T = 1 \text{ MK}$ and $\ln \Lambda = 17.75$) in the expression for the Dreicer electric field we obtain 0.0054 V m^{-1} which in Gaussian units is $1.8 \times 10^{-7} \text{ stat-volt cm}^{-1}$. As can be seen from this estimate, the amplitudes of the parallel electric field obtained in this paper exceeds the Dreicer electric field by about four orders of magnitude. This guarantees that the run-away regime would take place leading to electron acceleration and fast conversion of the generated electric field energy into heat. In Eq.(17) E is constant, while our E_z at the point of strongest density gradient is time varying. Hence some modification of the Dreicer analysis is expected.

4. Discussion

After the comment paper by Mottez et al. (2006) we came to the realisation that the electron acceleration seen in both series of works (Tsiklauri et al. 2005a,b, Génot et al. 2004, 1999) is a non-resonant wave-particle interaction effect. In works by Tsiklauri et al. (2005a,b) the electron thermal speed was $v_{th,e} = 0.1c$ while the Alfvén speed in the strongest density gradient regions was $v_A = 0.16c$; this unfortunate coincidence led us to the conclusion that the electron acceleration by parallel electric fields was affected by the Landau resonance with the phase-mixed Alfvén wave. In works by Génot et al. (2004, 1999) the electron thermal speed was $v_{th,e} = 0.1c$ while the Alfvén speed was $v_A = 0.4c$ because they considered a more strongly magnetised plasma applicable to Earth magnetospheric conditions. However, the interaction of the Alfvén wave with a transverse density plasma inhomogeneity when the Landau resonance condition $\omega = k_{\parallel} c_A(x)$ is met can be quite important for the electron acceleration (Chaston et al. 2000, Hasegawa & Chen 1976). Chaston et al. (2000) assert that the electron acceleration observed in density cavities in aurorae can be explained by the Landau resonance of the cold ionospheric electrons with the Alfvén wave. Hasegawa & Chen (1976) also established that at resonance the Alfvén wave fully converts into the kinetic Alfvén wave with a perpendicular wavelength comparable to the ion gyro-radius. We can then conjecture that *because of kinetic Alfvén wave front stretching* (due to phase mixing, i.e. due to the differences in local Alfvén speed), this perpendicular component *gradually realigns* with the ambient magnetic field and hence creates the time varying parallel electric field component. This points to the importance of the Landau resonance for electron acceleration when the resonance condition is met. But as seen in works of Génot et al. (2004, 1999), even when the resonance condition is not met, electron acceleration is still possible.

There were three main stages that lead to the formulation of the present model:

(i) The realisation that the parallel electric field generation (and particle acceleration) is a *non-resonant* wave-particle interaction effect lead us to the question: could such parallel electric fields be generated in a MHD approximation?

(ii) If one considers *non-linear* generation of the fast magnetosonic waves in the transversely inhomogeneous plasma, then $\mathbf{E} = -(\mathbf{V} \times \mathbf{B})/c$ contains a non-zero component parallel to the ambient magnetic field $E_z = -(V_x B_y - V_y B_x)/c$.

(iii) From previous studies (Botha et al. 2000, Tsiklauri et al. 2001) we knew that the fast magnetosonic waves (V_x and B_x) did not grow to a substantial fraction of the Alfvén wave amplitude. However, after reproducing the old parameter regime ($k=1$, i.e a frequency of 0.7 Hz), the case of $k=10$, i.e a frequency of 7 Hz was considered, which showed that fast magnetosonic waves and in turn a parallel electric field were more efficiently generated.

There are two main issues that need to be discussed to address the plausibility of the proposed model: (i) the plausibility of parameters used in the model and (ii) the relation to the observations.

First, the parameter space of the problem is quite large. The level at which the fast magnetosonic wave (V_x and B_x) and hence the parallel electric field (E_z) amplitudes saturate depends on several parameters. As indicated previously (Botha et al. 2000, Tsiklauri et al. 2001), this level depends on the strength of the transverse density gradient and the wavelength (width in the case of a Gaussian Alfvénic pulse) of the Alfvén wave. In particular it was found that the stronger density gradients yield lower saturation levels of the fast magnetosonic wave amplitude (due to the fact that destructive wave interference starts earlier when the density gradients are strong), while shorter wavelengths (width in the case of the Gaussian Alfvénic pulse) of the Alfvén wave generate higher levels (e.g. Figs. 11 and 12 in Tsiklauri et al. (2001)). We have not done a full parameter space investigation to demonstrate the effect, but instead we fixed the transverse density gradient guided by observations. In particular, the observed length scale of the density inhomogeneities in loops vary between 0.15 and 0.5 loop radii (Goossens et al. 2002). In our model the length scale of the density inhomogeneity (half-width) is 3 Mm and the loop radius is 10 Mm (see Fig. 1) which makes the ratio 0.3. This is the median value in the observed range (0.15 – 0.5). This eliminates one parameter of variability in the parameter space. For the Alfvén speed, we used a putative value of 4328 km s^{-1} and performed two numerical runs for two frequencies, 0.7 and 7 Hz. A full investigation should map a range of frequencies. Such an analysis is pending, but see below for preliminary estimates in the context of coronal heating.

Second, Alfvén waves as observed in situ in the solar wind always appear to be propagating away from the Sun and it is therefore natural to assume a solar origin for these fluctuations. However, the precise origin in the solar atmosphere of the hypothetical source spectrum for Alfvén waves (turbulence) is unknown, given the impossibility of remote magnetic field observations above the chromosphere-corona transition region (Velli & Pruneti 1997). Studies of ion cyclotron resonance heating of the solar corona and high speed winds exist which pro-

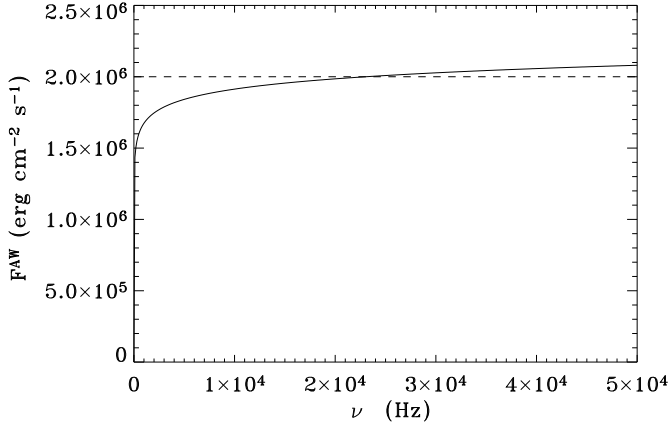


Fig. 7. Plot of the flux carried by Alfvén waves from 10^{-4} Hz up to a frequency ν versus that frequency as inferred from the empirically constrained spectrum of Cranmer et al. (1999). The solid line corresponds to Eq.(18), while the dashed line shows the coronal heating requirement for a temperature of 1 MK.

vide important spectroscopic constraints on the Alfvén wave spectrum (Cranmer et al. 1999). Although the spectrum can and is observed at distances of 0.3 AU, it can be projected back to the base of corona using empirical constraints, see e.g. the top line in Fig. 5 from Cranmer et al. (1999) (see also the more elaborate model of Cranmer & van Ballegoouen (2005)). Using the latter figure we can make the following estimates. Let us look at single harmonic, first. At a frequency of 7 Hz (used in our simulations), the magnetic energy of Alfvénic fluctuations is $E_\nu^{(7\text{ Hz})} \approx 10^7 \text{ nT}^2 \text{ Hz}^{-1}$. For a single harmonic with $\nu = 7$ Hz this gives for the energy density $E^{(7\text{ Hz})} \equiv \nu E_\nu^{(7\text{ Hz})} / (8\pi) \approx 7 \times 10^{-3} \text{ G}^2 / (8\pi) \approx 2.8 \times 10^{-4} \text{ erg cm}^{-3}$. Surprisingly this *semi-observational* value is quite close to the *theoretical* value given by Eq.(13). As we saw above, such a single harmonic can provide approximately 10 % of the coronal heating requirement. Next let us look at how much energy density is stored in the Alfvén wave spectrum based on the empirically guided top line in Fig. 5 from Cranmer et al. (1999). Their spectral energy density (which they call "power") is approximated by the so-called $1/f$ spectrum, i.e. $E_\nu = 0.6 \times 10^8 / \nu \text{ nT}^2 \text{ Hz}^{-1}$. In proper energy density units this is $E_\nu = 2.4 \times 10^{-4} / \nu \text{ erg cm}^{-3} \text{ Hz}^{-1}$. Thus, the flux carried by Alfvén waves from say 10^{-4} Hz up to a frequency ν would be

$$F^{\text{AW}} = \int_{10^{-4} \text{ Hz}}^{\nu} E_\nu c_A^0 d\nu = 1.04 \times 10^5 \ln(\nu/10^{-4}) \quad (18)$$

[$\text{erg cm}^{-2} \text{ s}^{-1}$]. It is instructive to look at this equation graphically in Fig.(7): the Alfvén wave spectrum from $\nu = 10^{-4}$ Hz up to about a few $\times 10^3$ Hz carries a flux that is nearly as much as the coronal heating requirement (Eq.(6)) with $T = 1$ MK. We do not consider higher frequencies because at about 10^4 Hz, ions become resonant

with circularly polarised Alfvén waves and dissipation proceeds though Landau resonance – a well-studied mechanism, but quite different from our non-resonant mechanism of parallel electric field generation.

There are several possibilities of how this flux carried by Alfvén waves (fluctuations) is dissipated. If we consider the regime of frequencies up to 10^3 Hz, the ion cyclotron resonance condition is not met and hence dissipation is dominated by the mechanism of parallel electric field dissipation formulated in this paper. However, at this stage it is unclear how much energy could actually be dissipated. This is due to the fact that we only have two points, 0.7 Hz and 7 Hz, in our "theoretical spectrum". As we saw, a single Alfvén wave harmonic with frequency 7 Hz can dissipate enough heat to account for 10% of the coronal heating requirement. Eq.(18) shows how much flux is carried by the Alfvén waves, while in order to calculate how much of it is actually dissipated depends on *what level F_E from Eq.(14) will attain for each harmonic*. Hence, the flux dissipation through our mechanism would be

$$F^{\text{D}} = \int_{10^{-4} \text{ Hz}}^{\nu} E_\nu c_A^0 D(\nu) d\nu \quad (19)$$

where $D(\nu)$ is the "theoretical spectrum" of the energy stored in parallel electric fields. For a 7 Hz single harmonic it can be obtained from

$$\frac{2.4 \times 10^{-4} c_A^0 D(7\text{ Hz})}{(7\text{ Hz})} (7\text{ Hz}) = E_E c_A^0 \quad (20)$$

with $E_E = 3.7471 \times 10^{-4} [\text{erg cm}^{-3}]$ from Eq.(13) rendering $D(7\text{ Hz}) = 1.56$. For a 0.7 Hz single harmonic E_E would be different because as can be seen from Fig.(3) $E_z \approx 3 \times 10^{-5}$ (as opposed to $E_z = 0.001$ for $\nu = 7$ Hz). Since E_E scales as E_z^2 , then $D(0.7\text{ Hz}) = 1.56 \times (3 \times 10^{-5} / 0.001)^2 \approx 1.4 \times 10^{-3}$. More numerical runs are needed to fully map $D(\nu)$. This is deferred until further work is done.

A clear distinction should be made between our model and the ones that use ion cyclotron resonance damping of Alfvén waves. Low frequency (0.001-0.1 Hz) Alfvén waves dominate the power spectrum of fluctuations in the solar wind at and beyond 0.3 AU. These waves are able to transport a significant amount of energy (Cranmer et al. 1999). On the contrary, high frequency (10-10000 Hz) Alfvén waves are known to damp more easily than their low frequency counterparts, but they are not expected to contain much power. This is problematic for ion cyclotron resonance damping models because Landau resonance of ions occurs at high frequencies (few 10^4 Hz). Our model on the contrary is of a non-resonant nature. Thus, it is hoped that it can provide enough heating once the frequency range $10^{-4} - 10^3$ Hz at the base of corona is mapped numerically (i.e. once the level attained by the parallel electric field amplitudes for each frequency is determined). The proposed wide spectrum idea for Alfvén waves is not as "theoretical-rather-than-demonstrable" as the one proposed by Tsiklauri & Nakariakov (2001) for

the slow magnetosonic waves. One could question the validity of the wide spectrum idea for the slow magnetosonic waves in coronal loops as predominantly single harmonics (with periods of 3 and 5 minutes, etc.) are observed. At the same time it is not possible to observe the high frequency waves that are dissipated already. However, in the case of Alfvén waves, the presence of a wide spectrum with a frequency range of $10^{-4} - 10^3$ Hz at the base of corona, which is actually observed at 0.3 AU, seems to be more likely. The possibility of meeting the full coronal heating requirement with the wide spectrum Alfvén waves via the proposed two stage mechanism of parallel electric field generation needs further investigation.

Acknowledgements. The author acknowledges support from the Nuffield Foundation (UK) through an award to newly appointed lecturers in Science, Engineering and Mathematics (NUF-NAL 04), from the University of Salford Research Investment Fund 2005 grant, PPARC (UK) standard grant and use of the E. Copson Math cluster funded by PPARC and the University of St. Andrews. The author would like to thank E.R. Priest and K.G. McClements for useful discussions and criticism and the anonymous referee for useful comments and suggestions.

References

- Arber T.D., Longbottom A.W., Gerrard C.L., et al., 2001, *J. Comput. Phys.*, 171, 151
- Aschwanden M.J., 2004, *Physics of the solar corona an introduction*, Praxis Publishing Ltd, Chichester, UK
- Banerjee D., Teriaca L., Doyle J., et al., 1998, *Astron. Astrophys.*, 339, 208
- Botha G.J.J., Arber T.D., Nakariakov V.M., et al., 2000, *Astron. Astrophys.*, 363, 1186
- Chaston C.C., Carlson C.W., Ergun R.E., et al., 2000, *Phys. Scripta*, T84, 64
- Cranmer S.R., van Ballegoouen A.A., 2005, *Astrophys. J. Suppl. Ser.*, 156, 265
- Cranmer S.R., Field G.B., Kohl J.L., 1999, *Astrophys. J.*, 518, 937
- DeMoortel I., Hood A.W., Arber T.D., 2000, *Astron. Astrophys.*, 354, 334
- Doyle J., Banerjee D., Perez M., 1998, *Sol. Phys.*, 181, 91
- Dreicer H., 1959, *Phys. Rev.*, 115, 238
- Génot V., Louarn P., Quéau D.L., 1999, *J. Geophys. Res.*, 104, 22649
- Génot V., Louarn P., Mottez F., 2004, *Ann. Geophys.*, 6, 2081
- Goossens M., Andries J., Aschwanden M.J., 2002, *Astron. Astrophys.*, 394, L39
- Hasegawa A., Chen L., 1976, *Phys. Fluids*, 19, 1924
- Heyvaerts J., Priest E.R., 1983, *Astron. Astrophys.*, 117, 220
- Hood A.W., Brooks S.J., Wright A.N., 2002, *Proc. Roy. Soc. Lond. A*, 458, 2307
- Krall N.A., Trivelpiece A.W., 1973, *Principles of Plasma Physics*, McGraw-Hill, New York
- Kuperus M., Ionson J.A., Spicer D.S., 1981, *Ann. Rev. Astron. Astrophys.*, 19, 7
- McEwan M.P., DeMoortel I., 2006, *Astron. Astrophys.*, 448, 763
- Moran T.G., 2001, *Astron. Astrophys.*, 374, L9
- Mottez F., Génot V., Louarn P., 2006, *Astron. Astrophys.*, 449, 449
- Nakariakov V.M., Roberts B., Murawski K., 1997, *Sol. Phys.*, 175, 93
- Nocera L., Priest E.R., Hollweg J.V., 1986, *Geophys. Astrophys. Fl. Dyn.*, 35, 111
- Parker E.N., 1991, *Astrophys. J.*, 376, 355
- Sturrock P.A., 1994, *Plasma Physics: an introduction to the theory of astrophysical, geophysical and laboratory plasmas*, Cambridge University Press, Cambridge, UK
- Tsiklauri D., 2005, *Astron. Astrophys.*, 441, 1177
- Tsiklauri D., 2006, *New J. Phys.* 8, 79
- Tsiklauri D., Nakariakov V.M., 2001, *Astron. Astrophys.*, 379, 1106
- Tsiklauri D., Nakariakov V.M., 2002, *Astron. Astrophys.*, 393, 321
- Tsiklauri D., Arber T.D., Nakariakov V.M., 2001, *Astron. Astrophys.*, 379, 1098
- Tsiklauri D., Nakariakov V.M., Arber T.D., 2002, *Astron. Astrophys.*, 395, 285
- Tsiklauri D., Nakariakov V.M., Rowlands G., 2003, *Astron. Astrophys.*, 400, 1051
- Tsiklauri D., Sakai J.I., Saito S., 2005a, *New J. Phys.*, 7, 79
- Tsiklauri D., Sakai J.I., Saito S., 2005b, *Astron. Astrophys.*, 435, 1105
- Velli M., Pruneti F., 1997, *Plasma Phys. Control. Fusion*, 39, B317