

The widest ultracool binary

José A. Caballero^{1,*}

Max-Planck-Institut für Astronomie, Königstuhl 17, D-69117 Heidelberg, Germany, e-mail: caballero@mpia.de

Received 24 November 2006; accepted ... December 2006

ABSTRACT

Aims. I test the ejection scenario of formation of brown dwarfs and very low-mass stars through the detection of a very wide ultracool binary. **Methods.** LEHPM 494 ($M6.0 \pm 1.0$ V) and DENIS-P J0021.0–4244 ($M9.5 \pm 0.5$ V) are separated by 1.3 arcmin and are high proper motion co-moving ultracool stars. I have used six astrometric epochs spaced 22 years to confirm their common tangential velocity. **Results.** The angular separation between both low-mass stars keeps constant with an uncertainty less than 0.1 %. I have also derived their most probable heliocentric distance (23 ± 2 pc), age interval (2–10 Ga) and masses (0.103 ± 0.006 and $0.079 \pm 0.004 M_{\odot}$). The pair, with a projected physical separation of 1800 ± 170 AU, is by far the widest ultracool binary ever found in the field. **Conclusions.** This serendipitous and simple detection is inconsistent with ultra low-mass formation ejection scenarios and complements current searches of low-mass tight binaries.

Key words. Stars: low-mass, brown dwarfs – Stars: binaries: general – Stars: individual: DENIS-P J0021.0–4244, LEHPM 494

1. Introduction

DENIS-P J0021.0–4244 (hereafter DE0021–42), with a spectral type $\geq M9$ V, was at the end of the previous decade one of the coolest known isolated field dwarfs (Tinney et al. 1998; Delfosse et al. 1999). At that time, only a few benchmark cooler objects had been identified as companions to more massive bodies (Becklin & Zuckerman 1988; Nakajima et al. 1995; Rebolo et al. 1998) or free floating (Ruiz et al. 1997; Kirkpatrick et al. 1997). Since then, hundreds of stars and brown dwarfs with very late M, L and T spectral types have been discovered in direct imaging (see a full list at DwarfArchives.org). Many of them are faint companions to stars at separations between 15 and ~ 3600 AU (with mass ratios $q \equiv \frac{M_2}{M_1} < 0.5$; Kirkpatrick 2005, Burgasser, Kirkpatrick & Lowrance 2005 and references therein) or form tight binary systems with separations smaller than ~ 20 AU (with mass ratios $q > 0.5$; Bouy et al. 2005; Burgasser et al. 2006). The masses and effective temperatures of late M-, L- and T-type objects are below $\sim 0.15 M_{\odot}$ and ~ 3000 K, respectively, which leads to classify them as “ultracool” objects.

There are only three known *relatively wide* ultracool binary systems in the field with separations of the order of 30–40 AU and total masses below $\sim 0.2 M_{\odot}$ (Harrington, Dahn & Guetter 1974; Phan-Bao et al. 2005; Burgasser & McElwain 2006). Only very recently, a very wide low-mass binary, with a physical separation significantly larger than the rest, has been discovered ($r \approx 220$ AU, $M_1 \approx 0.090 M_{\odot}$, $M_2 \approx 0.075 M_{\odot}$; Billères et al. 2005). Wide very low-mass binaries like this are

unexpected in the embryo-ejection scenario models, which also under-predict the observed frequency of tight low-mass binaries (Bate et al. 2002; Sterzik & Durisen 2003; Delgado Donate et al. 2004; Umbreit et al. 2005).

In young star forming regions (1–120 Ma), some fragile systems with extremely low binding energies (i.e. with ultra-low masses and/or very large separations) have been reported (e.g. Martín et al. 1998; Luhman 2004, 2005; López Martí et al. 2004, 2005; Bouy et al. 2006; Jayawardhana & Ivanov 2006). The least bound system known may be the SE 70 + S Ori 68 pair in the 3 Ma-old σ Orionis cluster ($r \approx 1700$ AU, $M_1 \approx 0.045 M_{\odot}$, $M_2 \approx 0.005 M_{\odot}$; Caballero et al. 2006). On the contrary to systems in the field, the “confirmation” of multiplicity in systems in young clusters does not come from proper-motion measurements, but from statistical considerations on the separations to background sources and to the rest of (candidate) cluster members. It is expected that most of these systems, maybe formed in the same way as low mass stars and not in a protoplanetary disc, will not survive the tidal disruption within the cluster. Nevertheless, they are still a problem to solve in the ejection scenario because it predicts that low-mass wide systems are torn apart at ages much less than 3 Ma.

In this Letter I present the least bound binary system in the field with common proper-motion confirmation.

2. Analysis and results

DE0021–42, which has been now classified as a normal M9.5V field dwarf (Basri et al. 2000; Mohanty & Basri 2003), is located at ~ 1.3 arcmin to the northwest of the faint high proper

* Alexander von Humboldt Fellow at the MPA.

Table 1. Data of Koenigstuhl 1 A and Koenigstuhl 1 B.

	Kö 1A	Kö 1B	Unit	Ref. ^a
Name	LEHPM 494	DE0021.0–42		1,2
α (J2000)	00 21 10.42	00 21 05.74		3
δ (J2000)	−42 45 40.0	−42 44 43.3		3
$\mu_\alpha \cos \delta$	+268±10	+270±11	mas a ^{−1}	3
μ_δ	+246±15	+250±9	mas a ^{−1}	4
μ_α	−21±8	+4±10	mas a ^{−1}	3
μ_δ	−48±18	+18±15	mas a ^{−1}	4
B_J	18.562	22.694	mag	3
R_1	16.033	19.633	mag	3
R_2	16.181	19.784	mag	3
I_N	13.599	16.697	mag	5
I	13.92±0.03	16.79±0.10	mag	6
J	12.00±0.02	13.52±0.02	mag	6
H	11.37±0.03	12.81±0.02	mag	6
K_s	11.05±0.03	12.30±0.02	mag	6
Sp. type	M6.0 ± 1.0 V	M9.5 ± 0.5 V		7,8
$\log \frac{L_{H\alpha}}{L_{bol}}$	—	−5.62		7
$v \sin i$	—	17.5 ± 2.5	km s ^{−1}	7
M_J	10.2 ± 0.2	11.7 ± 0.2	mag	8
Mass	0.103 ± 0.006	0.079 ± 0.004	M _⊙	8
T _{eff}	2850 ± 100	2250 ± 100	K	8

^a References: 1: Pokorny et al. (2003); 2: Tinney et al. (1998); 3: SSA (Hambly et al. 2001); 4: USNO-B1/NOMAD1 (Monet et al. 2003; Zacharias et al. 2004); 5: DENIS (Epchtein et al. 1997); 6: 2MASS (Cutri et al. 2003); 7: Basri et al. (2000), Mohanty & Basri (2003); 8: this work.

motion star LEHPM 494 (see finding chart in Figure A.1). The latter was discovered in the Liverpool-Edinburgh survey by Pokorny, Jones & Hambly (2003), and has gone unnoticed until now. Their only known physical parameters were the proper motion and photographic B_J - and I -band magnitudes. A routine visual inspection of the tangential velocities tabulated by USNO-B1/NOMAD1 serendipitously showed that the proper motions of DE0021–42 and LEHPM 494 are extraordinary similar and very different from those of background objects. USNO-B1/NOMAD1 proper-motion uncertainties are in general underestimated (e.g. Caballero et al. 2006), so I also studied the tangential velocities tabulated by the SuperCOSMOS Science Archive (SSA). Figure 1 illustrates the high proper motion, apparently common, of DE0021–42 and LEHPM 494. In the upper part of Table 1, I provide the catalogued coordinates, tangential velocities and magnitudes of both objects. From now on, I will give to the pair the name Koenigstuhl 1 (LEHPM 494 \equiv Koenigstuhl 1 A, Kö 1A; DE0021–42 \equiv Koenigstuhl 1 B, Kö 1B; new wide low-mass binaries detected in an on-going survey will have the same designation – Caballero in prep.).

I have used six imaging epochs, with a time baseline of 22 years, to measure the variation of the angular separation, ρ , and orientation or parallactic angle, θ , between Kö 1A and Kö 1B. The used epochs were (in parenthesis, the pass-band(s) and the epoch of observation): UK Schmidt blue sur-

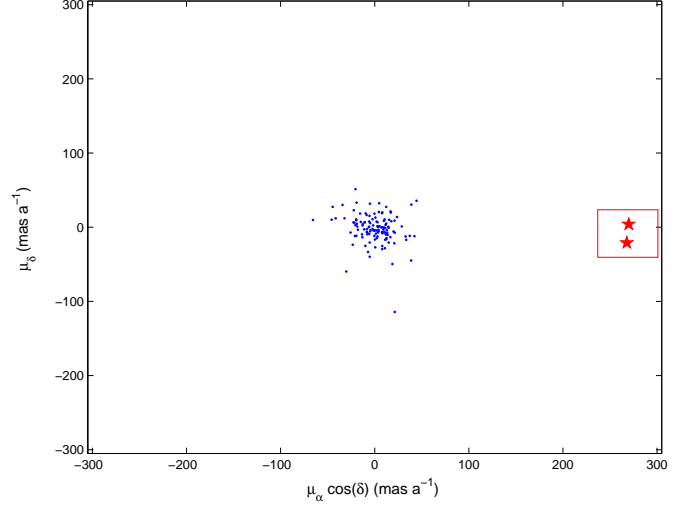


Fig. 1. Proper motions from SSA of all the sources in a 5-arcmin radius centred in Kö 1A with errors less than 30 mas a^{−1}. Background sources are plotted with small dots. Kö 1A and Kö 1B are shown with filled stars. The box indicates the 2 σ uncertainty on the average proper motion of the binary.

vey (B_J , J1977.626), ESO Schmidt (R_1 , J1984.878), DENIS (IJK , J1996.520), UK Schmidt red survey (R_2 , J1996.617), UK Schmidt near-infrared survey (I_N , J1999.603) and 2MASS (JHK_s , J1999.643). I used the coordinates provided by the DENIS and 2MASS catalogues to compute ρ and θ at their respective epochs. For the other epochs, I downloaded 10 arcmin-wide fits images centred in Kö 1A from the SuperCOSMOS Science Archive¹, and performed standard astrometric measurements within IRAF. I used relatively bright USNO-B1 sources in the field of view with null proper motion to compute the scale and orientation of the plates. In Figure 2, I show the variation of ρ and θ with time. They maintain constant with uncertainties as low as 0.09 % (see Table 2). The average projected angular separation between Kö 1A and Kö 1B is $\rho = 1.296 \pm 0.012$ arcmin. The modulus of the mean proper motion of the system, $\mu = 258$ mas a^{−1}, is 14 times larger than the median of the tangential velocities of the background sources tabulated by SSA in a region of a radius of 5 arcmin centred in Kö 1A. After 22 years, the pair has travelled 5.7 arcsec, which is ~ 80 times larger than the uncertainty in the average ρ . The probability of two field objects being separated ~ 1.3 arcmin, sharing the same tangential velocity and *not* being gravitationally bound is insignificant. Therefore, Kö 1A and Kö 1B are doubtless a common proper motion pair.

I have collected an extensive sample of field M- and L-type dwarfs with spectral type and parallax determinations and homogeneous 2MASS photometry. The distance measurements come from Perryman et al. (1997) (in the case of companions to *Hipparcos* stars), Dahn et al. (2002), Vrba et al. (2004) and the List of the Nearest 100 Stellar Systems of the Research Consortium on Nearby Stars (www.chara.gsu.edu/RECONS;

¹ The pixel size of the SuperCOSMOS Sky Surveys is smaller than the Digital Sky Surveys DSS-I and DSS-II.

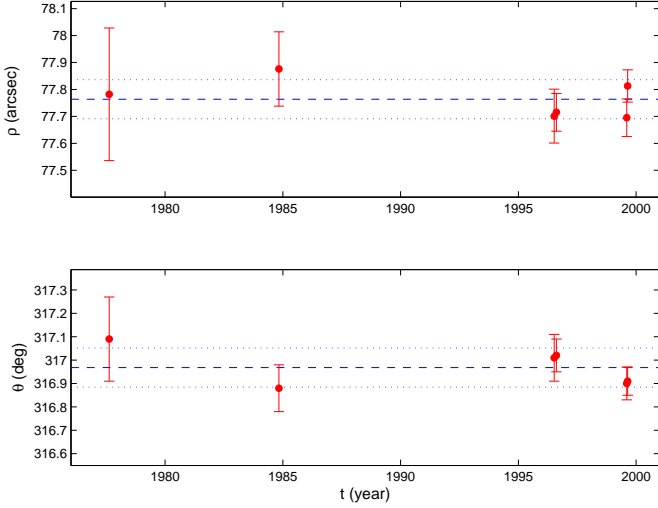


Fig. 2. Projected angular separations, ρ , and parallactic angles, θ , for the six epochs. Baseline covers 22 years from 1977 to 1999. Dashed and dotted lines indicate the average and $\pm 1\sigma$ values, respectively.

maintained by T. J. Henry). I have fitted to a cubic polynomial the relation between absolute J -band magnitude, $M_J = J + 5 - 5 \log d$, and spectral type in the interval M0–L9 (Figure 3). I have computed the heliocentric distance to Kö 1B at 23 ± 2 pc from the fit using its J -band magnitude and its spectral type ($M9.5 \pm 0.5$ V; Basri et al. 2000). I have also derived the M_J and the most probable spectral type of Kö 1A ($M6.0 \pm 1.0$ V) from its J -band magnitude and the distance deduced for Kö 1B. Uncertainties come from the error in the fit. Kö 1A displays colours from SSA, DENIS and 2MASS photometry that are very similar to other standard M5.5–6.5 field dwarfs (Proxima Centauri, DX Cancri), which supports the derived spectral type. The same occurs to Kö 1B when compared to other M9.0–9.5 field dwarfs (GJ 3517, DY Piscium). The projected physical separation of Koenigstuhl 1 is 1800 ± 170 AU, the widest found among ultracool binaries.

Through comparison of M_J to theoretical models of the Lyon group (Baraffe et al. 1998; Chabrier et al. 2000), I have estimated the masses of Kö 1A and Kö 1B at 0.103 ± 0.006 and $0.079 \pm 0.004 M_\odot$. Both NextGen98 and Cond00 models provide similar results. The total mass and mass ratio of the system are $0.182 \pm 0.007 M_\odot$ and $q = 0.77 \pm 0.06$, comparable to those derived for tight low-mass binary systems. The long orbital period, of ~ 0.2 Ma, will prevent any astrometric mass measurement. I have used a most probable age of the system in the interval between 2 and 10 Ga for several reasons: (i) the absence of Li I $\lambda 6707.8$ Å in absorption in the optical spectrum of Kö 1B (M9.5-type stars or brown dwarfs younger than ~ 1 Ga are expected to display lithium in absorption); (ii) the low activity of Kö 1B based on its $H\alpha$ emission ($pEW(H\alpha) = +0.5$ Å; Mohanty & Basri 2003); and (iii) Koenigstuhl 1 does not share the motion of any young stellar kinematic group (the Galactic space-velocity components UVW have been computed from the average tangential velocity and the radial velocity of Kö 1B from Mohanty & Basri 2003, $V_r = +2 \pm 1$ km s $^{-1}$). If younger

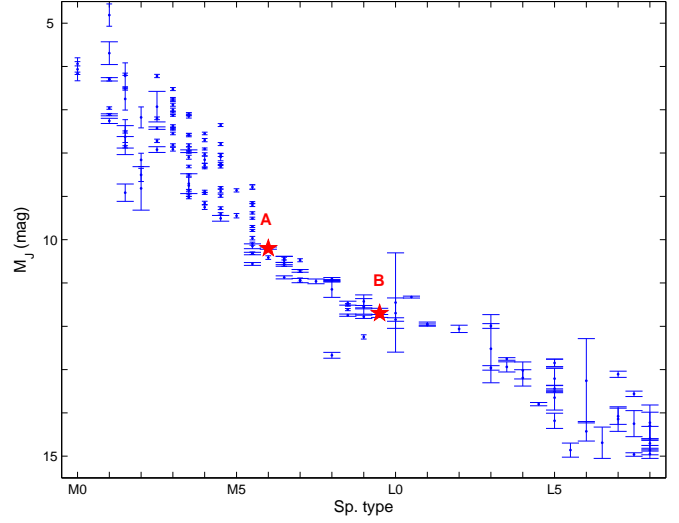


Fig. 3. M_J vs. spectral type diagram. Ultracool dwarfs with parallax determination and J -band magnitude from 2MASS are shown with small dots with errorbars. Expected positions of Kö 1A and Kö 1B for their most probable M_J and spectral types (measured from optical spectra in the case of Kö 1B) are indicated with filled stars. The cubic polynomial fit is not shown for clarity.

than 1 Ga, then Kö 1B would be a brown dwarf. Tables 1 and 2 summarise the data of the binary system and their components. The gravitational potential energy of Kö 1AB, U_g , is similar to those of the very young low-mass systems found by Chauvin et al. (2004), Luhman (2004) and Jayawardhana & Ivanov (2006).

Basri & Reiners (2006) recently claimed a marginal (3σ) detection of spectroscopic binarity in Kö 1B, which would make Koenigstuhl 1 to be a hierarchical triple system. In the case of Kö 1B being an equal-mass binary, then Koenigstuhl 1 ABab would be located at about 33 pc and be formed by an $0.11 M_\odot$ -mass primary separated 2500 AU of a $0.08 + 0.08 M_\odot$ -mass binary. The hypothetical ABab triple system would have roughly the same binding energy as the simple AB binary ($U_g = -1.2 \cdot 10^{33}$ J). If confirmed, Kö 1ABab would be a low-mass analog to the system G 124–62 ABab ($M_{\text{total}} \approx 0.73 M_\odot$, $r \approx 1500$ AU; Seifahrt, Guenther & Neuhäuser 2005). Wide triples like Kö 1ABab, G 124–62 ABab, GJ 1001 ABab, ϵ Ind ABab and GJ 417 ABab may be prevalent in nature over wide binaries.

3. Conclusions

Assuming Kö 1B is a single object, then Koenigstuhl 1 AB is eight times wider than the Billères et al. (2005) system, about 50 times wider than other relatively wide ultra low-mass binaries in the field, and three orders of magnitude wider than the widest “normal” tight ultracool binary. Besides, it is 40 times wider than the maximum projected separation of low-mass binaries scaled with the total mass found by Burgasser et al. (2003). Koenigstuhl 1 AB is also much wider than the binaries found in young clusters. Its projected physical separation is only comparable to those of the Hn 12 A + B (López Martí

Table 2. Data of the Koenigstuhl 1 AB binary system.

Quantity	Value	Unit
$\mu_\alpha \cos \delta$	$+258 \pm 12^a$	mas a^{-1}
μ_δ	-12 ± 29^a	mas a^{-1}
ρ	77.76 ± 0.07	arcsec
θ	316.97 ± 0.08	deg
d	23 ± 2	pc
r	1800 ± 170	AU
U_g	-8.0 ± 1.0	10^{33} J
P	$\sim 2 \cdot 10^5$	a
U	-23 ± 3	km s^{-1}
V	-15 ± 3	km s^{-1}
W	-4.9 ± 1.3	km s^{-1}
Age	2–10	Ga

^a Average of the tangential velocities of Kö 1A and Kö 1B tabulated by SSA and USNO-B1/NOMAD1.

et al. 2005) and SE 70 + S Ori 68 (Caballero et al. 2006) very young systems. The separation could be even larger if Kö 1B were a tight binary.

There are already in the literature excellent discussions on how wide low-mass binaries confront current hydrodynamical and N-body simulations of the fragmentation in molecular clouds (see references in Section 1, especially Billères et al. 2005). This confrontation is even harder to explain in the case of the relatively old Koenigstuhl 1 AB system, which is by far the least bound binary in the field. Very probably, there are similar systems, long awaiting to be discovered. Were their original physical separations so wide? Or have they been perturbed by encounters with massive objects as they travel in the Galaxy? The answer may come from the measurement of the variation of the frequency of wide ultracool binaries in the solar neighbourhood as a function of the separation from tens to thousands AU. This project is achievable with already-available astronomical databases and is complementary to the study of tight low-mass binaries, which in contrast requires expensive high spatial resolution imaging facilities. If Galactic perturbation has not played an important rôle, then Koenigstuhl 1 AB should be seriously taken into account for further low-mass star-forming scenarios.

Acknowledgements. I thank A. Burgasser for his fast and efficient refereeing. I also thank B. Goldman, J. Maldonado and R. Mundt for providing me helpful comments and UVW data. I have used IRAF, the M, L, and T dwarf compendium housed at DwarfArchives.org, the List of the Nearest 100 Stellar Systems, the Two-Micron All Sky Survey, the Deep Near Infrared Survey of the Southern Sky, the USNO-B1 and NOMAD catalogues, the SuperCOSMOS Science Archive and the SIMBAD database. Partial financial support was provided by the Spanish Ministerio de Ciencia y Tecnología project AYA2004-00253 of the Plan Nacional de Astronomía y Astrofísica.

References

Baraffe I., Chabrier G., Allard F., & Hauschildt P. H. 1998, A&A, 337, 403

- Basri G., Mohanty S., Allard F., Hauschildt P. H., Delfosse X., Martín E. L., Forveille T. & Goldman B. 2000, ApJ, 538, 363
- Basri G. & Reiners A. 2006, AJ, 132, 663
- Bate M. R., Bonnell I. A. & Bromm V. 2002 MNRAS, 332, L65
- Becklin E. E. & Zuckerman B. 1988, Nature, 336, 556
- Billères M., Delfosse X., Beuzit J.-L., Forveille T., Marchal L. & Martín E. L. 2005, A&A, 440, L55
- Bouy H., Martín E. L., Brandner W. & Bouvier J. 2005, AN, 326, 969
- Bouy H., Martín E. L., Brandner W. et al. 2006, A&A, 451, 177
- Burgasser A. J., Kirkpatrick J. D., Reid I. N., Brown M. E., Miskey C. L. & Gizis J. E. 2003, ApJ, 586, 512
- Burgasser A. J., Kirkpatrick J. D. & Lowrance P. J. 2005, AJ, 129, 2849
- Burgasser A. J. & McElwain M. W. 2006, AJ, 131, 1007
- Burgasser A. J., Reid I. N., Siegler N., Close L., Allen P., Lowrance P. & Gizis J. 2006, eprint arXiv:astro-ph/0602122
- Caballero J. A., Martín E. L., Dobbie P. D. & Barrado y Navascués D. 2006, A&A, 460, 635
- Chabrier G., Baraffe I., Allard F. & Hauschildt P. 2000, ApJ, 542, 464
- Chauvin G., Lagrange A.-M., Dumas C., Zuckerman B., Mouillet D., Song I., Beuzit J.-L. & Lowrance P. 2004, A&A, 425, L29
- Cutri R. M., Skrutskie M. F., van Dyk S. et al. 2003, The IRSA 2MASS All-Sky Point Source Catalog, NASA/IPAC Infrared Science Archive
- Dahn C. C., Harris H. C., Vrba F. J. et al. 2002, AJ, 124, 1170
- Delfosse X., Tinney C. G., Forveille T., Epchtein N., Borsenberger J., Fouqué P., Kimeswenger S. & Tiphène D. 1999, A&AS, 135, 41
- Delgado-Donat E. J., Clarke C. J. & Bate, M. R. 2004, MNRAS, 347, 759
- Epchtein N., de Batz B., Capoani L. et al. 1997, Msngr, 87, 27
- Hambly N. C., MacGillivray H. T., Read M. A. et al. 2001, MNRAS, 326, 1279
- Harrington R. S., Dahn C. C. & Guetter H. H. 1974, ApJ, 194, L87
- Kirkpatrick J. D., Beichman C. A. & Skrutskie M. F. 1997, ApJ, 476, 311
- Kirkpatrick J. D. 2005, ARA&A, 43, 195
- Jayawardhana R. & Ivanov V. D. 2006, Science, 313, 1279
- López Martí B., Eislöffel J., Scholz A. & Mundt R. 2004, A&A, 416, 555
- López Martí B., Eislöffel J. & Mundt R. 2005, A&A, 440, 139
- Luhman K. L. 2004, ApJ, 614, 398
- Luhman K. L. 2005, ApJ, 633, L41
- Martín E. L., Basri G., Brandner W. et al. 1998, ApJ, 509, L113
- Mohanty S. & Basri G. 2003, ApJ, 583, 451
- Monet D. G., Levine S. E., Casian B. et al. 2003, AJ, 125, 984
- Nakajima T., Oppenheimer B. R., Kulkarni S. R., Golimowski D. A., Matthews K. & Durrance S. T. 1995, Nature, 378, 463
- Phan-Bao N., Martín E. L., Reyly C., Forveille T. & Lim J. 2005, A&A, 439, L19
- Perryman M. A. C., Lindegren L., Kovalevsky J. et al. 1997, A&A, 323, L49
- Pokorny R. S., Jones H. R. A. & Hambly N. C. 2003, A&A, 397, 575
- Rebolo R., Zapatero Osorio M. R., Madrugá S., Béjar V. J. S., Arribas S. & Licandro J. 1998, Science, 282, 1309
- Ruiz M. T., Leggett S. K. & Allard F. 1997, ApJ, 491, L107
- Seifahrt A., Guenther E. & Neuhauser R. 2005, A&A, 440, 967
- Sterzik M. F. & Durisen R. H. 2003, A&A, 400, 1031
- Tinney C. G., Delfosse X., Forveille T. & Allard F. 1998, A&A, 338, 1066
- Umbreit S., Burkert A., Henning T., Mikkola S. & Spurzem R. 2005, ApJ, 623, 940
- Vrba F. J., Henden A. A., Luginbuhl C. B. et al. 2004, AJ, 127, 2948
- Zacharias N., Monet D. G., Levine S. E., Urban S. E., Gaume R. & Wycoff G. L. 2004, AAS, 205, 4815



Fig. A.1. False-colour finding chart, $10 \times 10 \text{ arcmin}^2$ wide, showing the Koenigstuhl 1 binary system. Both components are labelled (LEHPM 494 \equiv Kö 1A, DE0021-42 \equiv Kö 1B). Red is for H , green is for I and blue is for R .

Appendix A: Finding chart

Note to the Editor: Figure A.1 is available only in the electronic version of the journal.

List of Objects

- ‘DENIS-P J0021.0-4244’ on page 1
- ‘SE 70’ on page 1
- ‘S Ori 68’ on page 1
- ‘LEHPM 494’ on page 2
- ‘Koenigstuhl 1’ on page 2
- ‘Proxima Centauri’ on page 3
- ‘DX Cancrī’ on page 3
- ‘GJ 3517’ on page 3
- ‘DY Piscium’ on page 3
- ‘G 124-62’ on page 3
- ‘GJ 1001’ on page 3
- ‘ ϵ Ind’ on page 3
- ‘GJ 417’ on page 3
- ‘Hn 12’ on page 4