

Solving GRBs and SGRs puzzles by precessing Jets

D.Fargion*, O.Lanciano, P.Oliva

*Physics Department, University of Rome, "La Sapienza",
and INFN, Ple.A.Moro 5, 00185, Rome, Italy*

**E-mail: ab-daniele.fargion@roma1.infn.it*

A persistent, thin micro-nano sr beamed gamma jet may be ejected from BH and Pulsars, powered by ultra-relativistic electron pairs. These precessing and spinning γ jet are originated by Inverse Compton and-or Synchrotron Radiation at pulsars or micro-quasars sources. They are most powerful at Supernova birth blazing, once on axis, to us and flashing GRB detector. The trembling of the thin jet explains naturally the observed erratic multi-explosive structure of different GRBs. The jets are precessing (by binary companion or inner asymmetry) and decaying on time scales of a few hours but they usually keep staying inside the observer cone view only few seconds duration times (GRB); the jets whole lifetime, while decaying in output, could survive as long as thousands of years, linking huge GRB-SN jet apparent Luminosity to more modest SGR relic Jets (at corresponding X-Ray pulsar output). Therefore long-life SGR may be repeating and if they are around our galaxy they might be observed again as the few known ones and the few rarer extragalactic XRFs. The orientation of the beam respect to the line of sight plays a key role in differentiating the wide GRB morphology. The relativistic cone is as small as the inverse of the electron progenitor Lorentz factor. The hardest and brightest gamma spectra are hidden inside the inner gamma jet axis. To observe the inner beamed GRB events, one needs the widest SN sample and the largest cosmic volumes. The most beamed the hardest. On the contrary, the nearer ones, within tens Mpc distances, are mostly observable on the cone jet *periphery*. Their consequent large impact crossing angle leads to longest *anomalous* SN-GRB duration, with lowest fluency and the softest spectra, as in earliest GRB98425 and recent GRB060218 signature. A majority of GRB jet blazing much later (weeks, months after) may hide their progenitor explosive SN afterglow and therefore they are called *orphan* GRB. The late low power GRBs are observable as local SGRs (or in outer near extragalactic, XRF) and they are linked to anomalous X-ray AXPs. Conical shape of few nebulae and the precessing jet of few known micro-quasar, describe in space the model signature. Recent outstanding episode of X-ray precursor, ten minutes before the main GRB event, cannot be understood otherwise.

Keywords: Gamma Ray Burst, Soft Gamma Repeaters, Inverse Compton Scattering, Muons

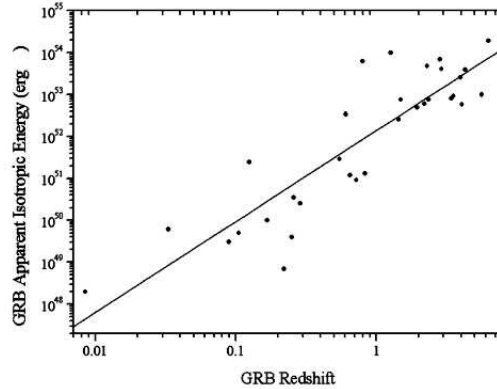


Fig. 1. Most Recent Swift GRB isotropic apparent energy¹ versus their observed redshift in Log-Log plot: earlier GRB020903, GRB030329, GRB031203 and the nearest GRB980425, at redshift $z = 0.008$, and most distant GRB050904 at $z \simeq 6.29$ have been added. The consequent most correlated law for the apparent energy growth with distances is nearly quadratic in their red-shift: $E_{iso} = 10^{52.13} \cdot z^{2.147}$ erg. The probability of such a correlation by chance is below 10^{-4} . Therefore GRB are apparently *not standard candle*. This growing energy puzzle may be solved assuming both threshold cut off for far off-axis GRB and extreme beaming selectivity at cosmic edges for most energetic ones.

1. Introduction: GRB-SGR open questions

Why GRBs are so spread in their total energy, (above 6 orders of magnitude) and in their peak energy following the so-called Amati correlation¹? Does the Amati law imply more and more new GRB families? Why, as shown below the GRB energy is not a constant but a growing function (almost quadratic) of the red-shift? Why are the harder and more variable GRBs (^{3,4}) found at higher redshifts contrary to expected Hubble law? Why does the output power of GRB vary in a range (⁴) of 8-9 orders of magnitudes with the most powerful events residing at the cosmic edges (⁵)? Why has it been possible to find in the local universe (at distances 40-150 Mpc just a part over a million of cosmic space) at least two nearby events (GRB980425 at $z = 0.008$ and recent GRB060218 at $z = 0.03$)? Most GRBs should be located at largest volumes, at $z \geq 1$ (⁴). Why are these two nearby GRBs so much under-luminous (⁴)? Why are their evolution times so slow and smooth? Why do their afterglows show so many bumps and re-brightening as the well-known third nearest event, GRB030329? Why do not many GRB curves show monotonic decay (an obvious consequence of

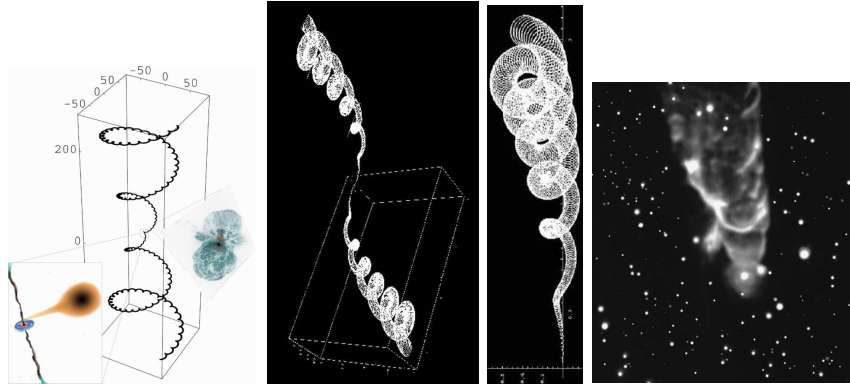


Fig. 2. From the left to the right: A possible 3D structure view of the precessing jet obtained with, for instance, a non linear precessing, while spinning, gamma jet; at its center the "explosive" SN-like event for a GRB or a steady binary system for a SGRs where an accretion disc around a compact object, powers a collimated precessing jet. In the two center figures, the 3D and the projected 2D of such similar precessing Jet. In the right last panel we show an Herbig Haro-like object HH49, whose spiral jets are describing, at a lower energy scale, the ones in micro-quasars such as well known SS-433.

a one-shot explosive event), rather they often show sudden re-brightening or bumpy afterglows at different time scales and wavelengths^(6,7) - see e.g. GRB050502B⁸? Why have there been a few GRBs and SGRs whose spectra and time structure are almost identical if their origin is so different (beamed explosion for GRB versus isotropic magnetar)^{4,9}? How can a jetted fireball (with an opening angle of 5° - 10°) release a power nearly 6 orders of magnitude more energetic than the corresponding isotropic SN? How can re-brightening take place in the X-ray and optical afterglows⁽⁷⁾? How can some ($\sim 6\%$) of the GRBs (or a few SGRs) survive the "tiny" (but still extremely powerful) explosion of its *precursor* without any consequences, and then explode catastrophically few minutes later? In such a scenario, how could the very recent GRB060124 (at redshift $z = 2.3$) be preceded by a 10 minutes precursor, and then being able to produce multiple bursts hundreds of times brighter? Why SGR1806-20 of 2004 Dec. 27th, shows no evidence of the loss of its period P or its derivative \dot{P} after the huge *Magnetar* eruption, while in this model its hypothetical magnetic energy reservoir (linearly proportional to $P \cdot \dot{P}$) must be largely exhausted? Why do SGR1806 radio afterglows show a mysterious two-bump radio curve implying additional energy injection many days later? In this connection why are the GRB021004 light curves (from X to radio) calling for an early and late energy injection? Why has the SGR1806-20 polarization curve been

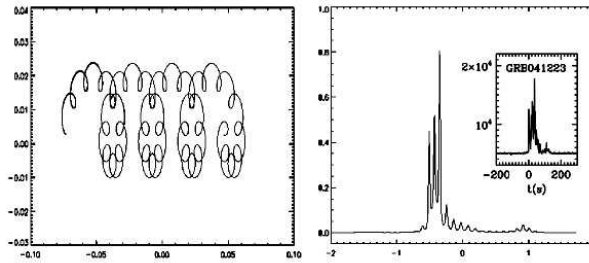


Fig. 3. The possible simple beam track of a precessing jet to observer located at origin. On the left, observer stays in $(0.00 ; 0.00)$; the progenitor electron pair jet (leading by IC^2 to a gamma jet) has here a Lorentz factor of a thousand and consequent solid angle at $\sim \mu$ sr. Its consequent blazing light curve corresponding to such a similar outcome observed in GRB041223.

changing angle radically in short (\sim days) timescale? Why is the short GRB050724 able to bump and re-bright a day after the main burst¹⁰? Why rarest GRB940217, highest energetic event, could held more than 5000s.?

Once these major questions are addressed and (in our opinion) mostly solved by our precessing gamma jet model, a final question still remains, calling for a radical assumption on the thin precessing gamma jet: how can an ultra-relativistic electron beam (in any kind of Jet models) survive the SN background and dense matter layers and escape in the outer space while remaining collimated? Such questions are ignored in most Fireball models that try to fit the very different GRB afterglow light curves with shock waves on tuned shells and polynomial ad-hoc curves around the GRB event. Their solution forces us more and more toward a unified precessing Gamma Jet model fed by the PeV-TeV lepton showering (about UHE showering beam see analogous ones^{12,13}) into γ discussed below. As we will show, the thin gamma precessing jet is indeed made by a chain of primary processes (PeV muon pair bundles decaying into electrons and then radiating via synchrotron radiation), requiring an inner ultra-relativistic jet inside the source.

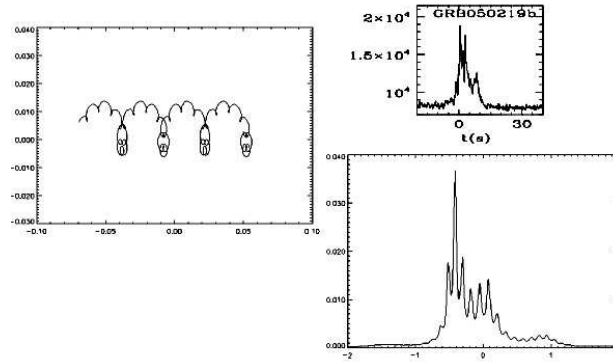


Fig. 4. Same as in Fig. 3: a precessing jet and its consequent light curve versus a similar outcome observed in GRB050219b.

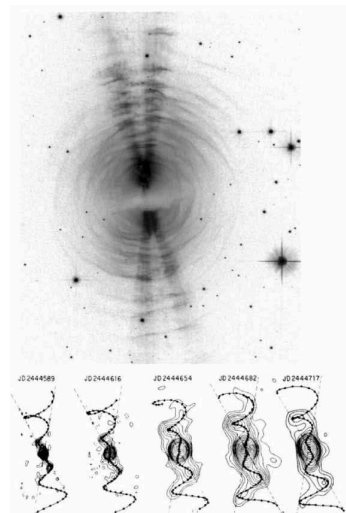


Fig. 5. The Egg Nebula whose shape might be explained as the conical section of a twin precessing jet interacting with the surrounding ejected gas cloud. *Down*: The similar observed structure of the outflows from the microquasar SS433. A kinematic model of the time evolution of two oppositely directed precessing jets is overlaid on the radio contours (¹¹).

2. Blazing Precessing jets in GRBs and SGRs

The huge GRBs luminosity (up to 10^{54} erg s^{-1}) may be due to a high collimated on-axis blazing jet, powered by a Supernova output; the gamma

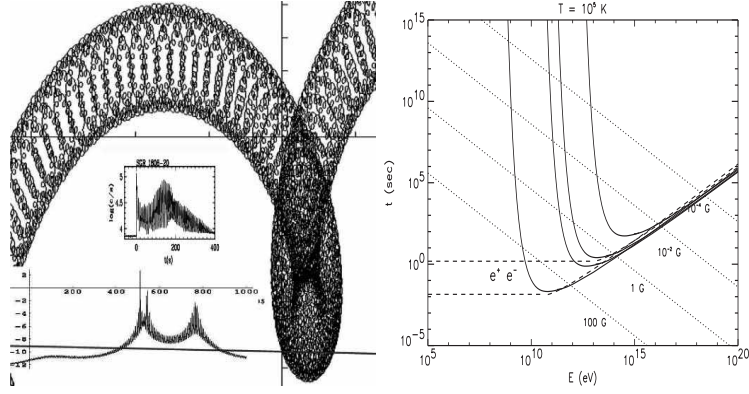


Fig. 6. *Left*: The more structured multi precessing jet able to describe the most rare blazing and oscillating SGR 1806-20. The inner spirals are reflecting the precursor trembling while the Jet lorentz factor is assumed here at $\gamma_e \simeq 10^9$, but in general the jet showering structure is not cone-like but fan-like because external stellar magnetic field presence,^{12,13} where $\theta \simeq \gamma_e^{-1}$. *Right*: The electron and muon interaction lengths. The *dashed-dotted* and *dotted* lines correspond to the synchrotron energy loss distance (for muons and electrons respectively) for different values of the magnetic field: 100 G, 1 G and 10^{-2} G. The *straight solid* line labelled t_μ indicates the muon lifetime; the *dashed* lines indicate the IC interaction lengths for muons and electrons. Finally the two *solid* curves labeled $\mu^+\mu^-$ and e^+e^- correspond to the attenuation length of high energy photons producing lepton pairs (either μ^\pm , or e^\pm) through the interaction with the SN radiation field. We have assumed that the thermal photons emitted by the star in a pre-SN phase have a black body distribution with a temperature $T \simeq 10^5$ K. Assuming a radius $R \sim 10 R_\odot$, we are considering a luminosity of $L_{SN} \simeq 2.5 \cdot 10^{41}$ erg s^{-1} . Around 10^{15} - 10^{16} eV, muons decay before losing energy via IC scattering with the stellar background or via synchrotron radiation. *Right*: The Supernova opacity (interaction length) for PeV electrons at different times. PeV muon jets may overcome it and decay later in γ showering electrons (see for details¹⁵).

jet is made by relativistic synchrotron radiation and the inner the jet the harder and the denser is its output. The harder the photon energy, the thinner is the jet opening angle $\Delta\theta \simeq \gamma^{-1}$, $\Delta\Omega \simeq \gamma^{-2}$ where $\gamma \simeq 10^4$. The thin solid angle explains the rare SN-GRB connection and for instance the apparent GRB990123 extraordinary power (billions of times the typical SN luminosity). This also explains the rarer, because nearer, GRB-SN events such as GRB980425 or GRB060218, whose jets were off-axis $\simeq 300 \cdot \gamma^{-1}$, i.e. a few degrees, increasing its detection probability by roughly a hundred thousand times, but whose GRB luminosity was almost by the same factor extremely low. This beaming selection in larger volumes explains the puzzling evidence (the Amati correlation) of harder and apparently powerful GRBs at larger and larger distances in opposition to Hubble law calling for

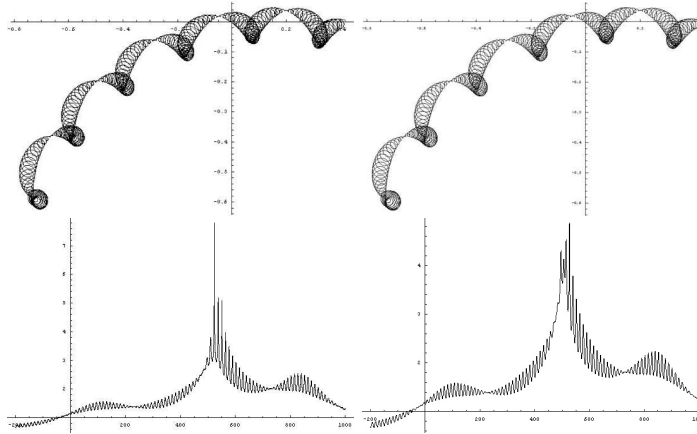


Fig. 7. *Left and right:* A more beamed and a less beamed (non linear) precessing blazing; note on the right side that a much off-axis beaming induce a different SGR or GRB smoother and softer profile and a much limited amplification.

redder and redder signals. The statistical selection favors (in wider volumes and for a wider sample of SN-GRB-jet) the harder and more on-axis events. A huge (million time) unobserved population of far off-axis SN-GRBs at cosmic distances are below the detection thresholds. This Amati correlation remains unexplained for any isotropic or fountain cone Fireball model and it is in contrast with the cosmic trend required by the Hubble-Friedmann law: the further the distances, the larger the redshifts, the smoother the time lag profile and the softer the expected GRB event. In our model to make GRB-SN in nearly energy equipartition the jet must be very collimated $\frac{\Omega}{\Delta\Omega} \simeq 10^8-10^{10}$ (4,14,15) explaining why apparent (but beamed) GRB luminosity $\dot{E}_{GR-jet} \simeq 10^{53}-10^{54} \text{ erg s}^{-1}$ coexist on the same place and similar epochs with lower (isotropic) SN powers $\dot{E}_{SN} \simeq 10^{44} - 10^{45} \text{ ergs}^{-1}$. In order to fit the statistics between GRB-SN rates, the jet must have a decaying activity ($\dot{L} \simeq (\frac{t}{t_o})^{-\alpha}$, $\alpha \simeq 1$): it must survive not just for the observed GRB duration but for a much longer timescale, possibly thousands of time longer $t_o \simeq 10^4 \text{ s}$. The late stages of the GRBs (within the same decaying power law) would appear as a SGRs. Indeed the puzzle (for one shot popular Magnetar-Fireball model¹⁷) arises for the surprising giant flare from SGR 1806-20 that occurred on 2004 December 27th: if it has been radiated isotropically (as assumed by the Magnetar model¹⁷), most of - if not all - the magnetic energy stored in the neutron star NS, should have been consumed at once. This should have been reflected into sudden angular velocity loss

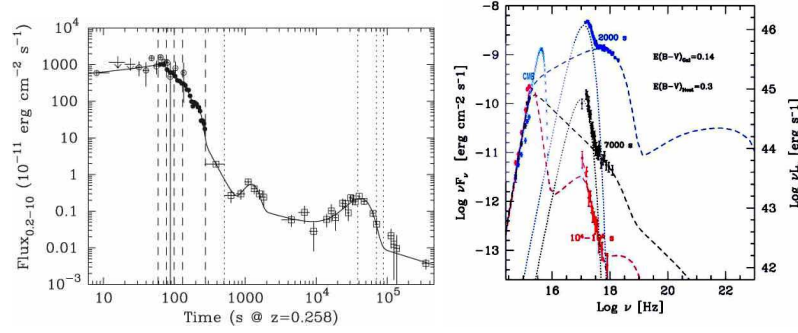


Fig. 8. Left: The short GRB050724 and its long life X-ray afterglow whose curve⁽¹⁰⁾ and whose multi-re-brightening is testing the persistent jet activity and geometrical blazing views. Right: the very recent optical afterglows of GRB 060218 whose smooth longest X-ray flare coexist with a thermal Black Body Radiation (see previous figure) component (a steady SN bump) while the external Jet cone tail are fading while pointing off-axis elsewhere, adapted from^{18,19,21}).

(and-or its derivative) which was *never observed*. On the contrary a thin collimated precessing jet $\dot{E}_{SGR-jet} \simeq 10^{36}-10^{38} \text{ erg s}^{-1}$, blazing on-axis, may be the source of such an apparently (the inverse of the solid beam angle $\frac{\Omega}{\Delta\Omega} \simeq 10^8-10^9$) huge bursts $\dot{E}_{SGR-Flare} \simeq 10^{38} \cdot \frac{\Omega}{\Delta\Omega} \simeq 10^{47} \text{ erg s}^{-1}$ with a moderate steady jet output power (X-Pulsar, SS433). This explains the absence of any variation in the SGR1806-20 period and its time derivative, contrary to any obvious correlation with the dipole energy loss law. The nearby spiralling of the jet to us explains the later bumping oscillatory signal of the event (see Fig. 7).

In our model, the temporal evolution of the angle between the spinning (PSRs), precessing (binary, nutating) jet direction and the rotational axis of the NS, can be expressed as

$$\theta_1(t) = \sqrt{\theta_x^2 + \theta_y^2}$$

where

$$\begin{aligned} \theta_y(t) = & \theta_a \cdot \sin \omega_0 t + \cos(\omega_b t + \phi_b) + \theta_{psr} \cdot \cos(\omega_{psr} t + \phi_{psr}) \cdot |(\sin(\omega_N t + \phi_N))| + \\ & + \theta_s \cdot \cos(\omega_s t + \phi_s) + \theta_N \cdot \cos(\omega_N t + \phi_N) + \theta_y(0) \end{aligned}$$

and a similar law express the $\theta_x(t)$ evolution. The angular velocities and phase labels are self-explained.^{15,16} Lorentz factor γ of the jet's relativistic particles, for the most powerful SGR1806-20 event, and other parameters

adopted for the jet model represented in Fig. 2 are shown in the following Table 2 (^{15,16}).

$\gamma = 10^9$	$\theta_a = 0.2$	$\omega_a = 1.6 \cdot 10^{-8}$ rad/s
$\theta_b = 1$	$\theta_{psr} = 1.5 \cdot 10^7 / \gamma$	$\theta_N = 5 \cdot 10^7 / \gamma$
$\omega_b = 4.9 \cdot 10^{-4}$ rad/s	$\omega_{psr} = 0.83$ rad/s	$\omega_N = 1.38 \cdot 10^{-2}$ rad/s
$\phi_b = 2\pi - 0.44$	$\phi_{psr} = \pi + \pi/4$	$\phi_N = 3.5 \pi/2 + \pi/3$
$\phi_s \sim \phi_{psr}$	$\theta_s = 1.5 \cdot 10^6 / \gamma$	$\omega_s = 25$ rad/s

The simplest way to produce the γ emission would be by IC of GeVs electron pairs onto thermal infra-red photons. Also electromagnetic showering of PeV electron pairs by synchrotron emission in galactic fields, (e^\pm from muon decay) may be the progenitor of the γ blazing jet. However, the main difficulty for a jet of GeV electrons is that their propagation through the SN radiation field is highly suppressed. UHE muons ($E_\mu \gtrsim$ PeV) instead are characterized by a longer interaction length either with the circum-stellar matter and the radiation field, thus they have the advantage to avoid the opacity of the star and escape the dense GRB-SN isotropic radiation field.^{15,16} We propose that also the emission of SGRs is due to a primary hadronic jet producing ultra relativistic e^\pm (1 - 10 PeV) from hundreds PeV pions, $\pi \rightarrow \mu \rightarrow e$, (as well as EeV neutron decay in flight): primary protons can be accelerated by the large magnetic field of the NS up to EeV energy. The protons could in principle emit directly soft gamma rays via synchrotron radiation with the galactic magnetic field ($E_\gamma^p \simeq 10(E_p/EeV)^2(B/2.5 \cdot 10^{-6} G)$ keV), but the efficiency is poor because of the too small proton cross-section, too long timescale of proton synchrotron interactions. By interacting with the local galactic magnetic field relativistic pair electrons lose energy via synchrotron radiation: $E_\gamma^{sync} \simeq 4.2 \cdot 10^6 (\frac{E_e}{5 \cdot 10^{15} eV})^2 (\frac{B}{2.5 \cdot 10^{-6} G}) eV$ with a characteristic timescale $t^{sync} \simeq 1.3 \cdot 10^{10} (\frac{E_e}{5 \cdot 10^{15} eV})^{-1} (\frac{B}{2.5 \cdot 10^{-6} G})^{-2} s$. This mechanism would produce a few hundreds keV radiation as it is observed in the intense γ -ray flare from SGR 1806-20.

The Larmor radius is about two orders of magnitude smaller than the synchrotron interaction length and this may imply that the aperture of the showering jet is spread in a fan structure^{12,13} by the magnetic field, $\frac{R_L}{c} \simeq 4.1 \cdot 10^8 (\frac{E_e}{5 \cdot 10^{15} eV}) (\frac{B}{2.5 \cdot 10^{-6} G})^{-1} s$. Therefore the solid angle is here the inverse of the Lorentz factor (\sim nsr). In particular a thin ($\Delta\Omega \simeq 10^{-9} - 10^{-10}$ sr) precessing jet from a pulsar may naturally

explain the negligible variation of the spin frequency $\nu = 1/P$ after the giant flare ($\Delta\nu < 10^{-5}$ Hz). Indeed it seems quite unlucky that a huge ($E_{Flare} \simeq 5 \cdot 10^{46}$ erg) explosive event, as the needed mini-fireball by a magnetar model,¹⁷ is not leaving any trace in the rotational energy of the SGR 1806-20, $E_{rot} = \frac{1}{2}I_{NS}\omega^2 \simeq 3.6 \cdot 10^{44}(\frac{P}{7.5 s})^{-2}(\frac{I_{NS}}{10^{45} g cm^2})$ erg. The consequent fraction of energy lost after the flare is severely bounded by observations: $\frac{\Delta(E_{Rot})}{E_{Flare}} \leq 10^{-6}$. More absurd in Magnetar-explosive model is the evidence of a brief precursor event (one-second SN output) taking place with no disturbance on SGR1806-20 *two minutes before* the hugest flare of 2004 Dec. 27th. The thin precessing Jet while being extremely collimated (solid angle $\frac{\Omega}{\Delta\Omega} \simeq 10^8-10^{10}$ (4,14-16)) may blaze at different angles within a wide energy range (inverse of $\frac{\Omega}{\Delta\Omega} \simeq 10^8-10^{10}$). The output power may exceed $\simeq 10^8$, explaining the extreme low observed output in GRB980425 -an off-axis event-, the long late off-axis gamma tail by GRB060218¹⁸), respect to the on-axis and more distant GRB990123 (as well as GRB050904). **In conclusion GRBs are not the most powerful explosions, but just the most collimated ones.**

References

1. Amati L., Frontera F. et al., A&A, 390 (2002) 81 and astro-ph/0611189
2. Fargion D., Salis A., 1998, Phys.Usp. 41 (1998) 823-829astro-ph/9605168
3. Lazzati D. et al. astro-ph/0602216
4. Fargion D., 1999, AA&SS, 138, 507; astro-ph/9903433, astro-ph/9808005
5. Yonetoku D., Murakami T., Nakamura T., 2004, ApJ, 609, 935
6. Stanek R. et al.astro-ph/0602495
7. Fargion D., Chin.J.Astron.Astrophys. 3 (2003) 472-482
8. Falcone A. et al., astro-ph/0512615 , astro-ph/0602135
9. Woods P.M. et al. 1999, ApJ,527,L47; astro/ph 9909276
10. Campana S. et. al. astro-ph/0603475, A&A accepted
11. Blundell K., Bowler M., Astrophys.J. 622 (2005) L129-L132
12. Fargion D., Mele B., Salis A., Astrophys.J. 517 (1999) 725-733
13. Fargion D., Astrophys.J. 570 (2002) 909-925 *and* Fargion D. et al., Astrophys.J. 613 (2004) 1285-1301
14. Fargion D., Salis A., 1995b, Astrophysics & Space Science, 231, 191
15. Fargion D.,Grossi M.,astro-ph/0504638, Nuovo Cim.28C(2005)809-812
16. Fargion D., Grossi M., Chin.J.Astron.Astrophys. 6S1 (2006) 342-348
17. Duncan R., & Thompson C., 1992, ApJ, 392, L9
18. Fargion, D. GNC 4819, 06/02/23
19. G. Ghisellini, G. Ghirlanda, F. Tavecchio, astro-ph/0608555
20. Medina-Tanco, G.A., Watson, A.A., 2001, *Proceedings of ICRC*, 531.
21. Moretti, A., 2006, *www.merate.mi.astro.it/ moretti/lc060218.gif*