

Thermoelectric and Thermomagnetic Effects in Dilute Plasmas

L. S. García-Colín

*Departamento de Física, Universidad Autónoma Metropolitana-Iztapalapa,
Av. Purísima y Michoacán S/N, México D. F. 09340,
México. Also at El Colegio Nacional, Luis González Obregón 23,
Centro Histórico, México D. F. 06020, México.*

A. L. García-Perciante

*Depto. de Matemáticas Aplicadas y Sistemas,
Universidad Autónoma Metropolitana-Cuajimalpa,
Av. Pedro A. de los Santos No. 84, México D. F., México*

A. Sandoval-Villalbaz

*Departamento de Física y Matemáticas, Universidad Iberoamericana,
Prolongación Paseo de la Reforma 880, México D. F. 01210, México.*

(Dated: October 24, 2018)

When an electrically charged system is subjected to the action of an electromagnetic field, it responds by generating an electrical current. In the case of a multicomponent plasma other effects, the so called cross effects, influence the flow of charge as well as the heat flow. In this paper we discuss these effects and their corresponding transport coefficients in a fully ionized plasma using Boltzmann's equation. Applications to non-confined plasmas, specially to those prevailing in astrophysical systems are highlighted. Also, a detailed comparison is given with other available results.

I. INTRODUCTION

In this paper we address ourselves to the study of the behavior of a fully ionized dilute plasma which is subjected to the action of an electromagnetic field. Although the primary response of the plasma to an electric field is the generation of an electrical current, if a magnetic field is also present other effects arise including a heat current. This gives rise, according to the tenets of classical irreversible thermodynamics (CIT) to a number of interesting and important cross effects which, to our knowledge, have received little or no attention in the literature when examined under the framework of microscopic equations. This is the main objective of our work, to use the well known Boltzmann equation to calculate the explicit forms of the flux-force relations demanded by CIT and provide explicit expressions for the ensuing transport coefficients as functions of the density, temperature and magnetic field. We believe that the results will turn out to be valuable for many astrophysical systems and also other situations related to non-confined plasmas.

To achieve this program, in Section II we summarize the kinetic basics of the problem using standard techniques of the kinetic theory of gases, in Section III we establish all flux-force relations appearing in the system including the explicit calculation of the transport coefficients, and in Section IV we present a critical discussion of our results including a comparison with others available in the literature.

II. KINETIC BACKGROUND

Foundations of the methods here applied are available in the somewhat extensive literature on the subject [1, 2, 3, 4, 5, 6, 7, 8] so we shall avoid detailed algebraic steps which the reader may easily find in any of the works here cited.

We consider a dilute binary mixture of charged particles with masses m_a, m_b ; charges $e_a = -e_b = e$ taking $Z = 1$ merely for didactic purposes. The number density $n = n_a + n_b$ and the mass density $\rho = m_a n_a + m_b n_b$ where n_i is the number density of species i ($i = a, b$). The fields \vec{E} and \vec{B} acting on the system are the self-consistent fields as determined from Maxwell's equations and the possibility of having an additional external magnetic field is taken care off by defining the total field $\vec{B}_T = \vec{B} + \vec{B}^{(\text{ext})}$. These fields are included in Boltzmann's equation through the Lorentz force [9] so that if $f_i(\vec{r}, \vec{v}_i, t)$ is the single particle distribution function for species i this equation reads as

$$\frac{\partial f_i}{\partial t} + \vec{v}_i \cdot \frac{\partial f_i}{\partial \vec{r}} + \frac{1}{m_i} \left(\vec{F}_i + e_i \vec{v}_i \times \vec{B} \right) \cdot \frac{\partial f_i}{\partial \vec{v}_i} = \sum_{j=a}^b J(f_i f_j). \quad (1)$$

Here, the electric field is included as part of the total conservative force.

$$\vec{F}_i = \vec{F}_i^{(\text{ext})} + e_i \vec{E} \quad (2)$$

and

$$J(f_i f_j) \equiv \int \dots \int \{ f_i(\vec{v}'_i) f_j(\vec{v}'_j) - f_i(\vec{v}_i) f_j(\vec{v}_j) \} \sigma(\vec{v}_i, \vec{v}_j \rightarrow \vec{v}'_i, \vec{v}'_j) d\vec{v}_j d\vec{v}'_i d\vec{v}'_j \quad (3)$$

where the primes denote the velocities after a collision ($\vec{v}_i, \vec{v}_j \rightarrow \vec{v}'_i, \vec{v}'_j$) and the probability that this collision occurs satisfies microscopic reversibility namely,

$$\sigma(\vec{v}_i, \vec{v}_j \rightarrow \vec{v}'_i, \vec{v}'_j) = \sigma(\vec{v}'_i, \vec{v}'_j \rightarrow \vec{v}_i, \vec{v}_j) \quad i, j = a, b \quad (4)$$

In words, Eq. (4) guarantees the existence of inverse collisions among the two species.

For our purposes, we concentrate on a general feature of Eq. (1), namely the derivation of the conservation equations for the chosen local variables: $\rho_i(\vec{r}, t)$ the local mass density for species i , $\rho \vec{u}(\vec{r}, t)$ the local baricentric momentum per unit volume and the local internal energy density $\varepsilon(\vec{r}, t)$. In fact multiplication of Eq. (1) by m_i , $m_i \vec{v}_i$ and $\frac{1}{2} m_i v_i^2$ and integration over \vec{v}_i leads effortlessly to the following results:

i) Mass conservation equation,

$$\frac{\partial \rho_i}{\partial t} + \nabla \cdot (\rho_i \vec{u}) = -\nabla \cdot \vec{J}_i \quad (5)$$

where \vec{u} , the barycentric velocity, is defined as

$$\rho \vec{u}(\vec{r}, t) = \sum_{i=a}^b \rho_i \vec{u}_i(\vec{r}, t) \quad (6)$$

with

$$\vec{u}_i(\vec{r}, t) = \frac{1}{n_i} \int f_i(\vec{r}, \vec{v}_i, t) \vec{v}_i d\vec{v}_i \equiv \langle \vec{v}_i \rangle \quad (7)$$

and clearly

$$\langle \psi \rangle = \frac{1}{n_i} \int f_i(\vec{r}, \vec{v}_i, t) \psi(\vec{v}_i) d\vec{v}_i \quad (8)$$

The diffusive flux \vec{J}_i is

$$\vec{J}_i = m_i \int f_i(\vec{r}, \vec{v}_i, t) \vec{c}_i d\vec{v}_i = m_i n_i \langle \vec{c}_i \rangle \quad (9)$$

and the thermal or random velocity \vec{c}_i is simply given by $\vec{c}_i = \vec{v}_i - \vec{u}(\vec{r}, t)$. From these definitions it follows readily that $\vec{J}_a + \vec{J}_b = \rho_a \langle \vec{c}_a \rangle + \rho_b \langle \vec{c}_b \rangle = 0$.

ii) Momentum conservation equation,

$$\frac{\partial}{\partial t} (\rho \vec{u}) + \nabla \cdot (\tau^k + \rho \vec{u} \vec{u}) = \sum_i n_i \vec{F}_i + \vec{J}_T \times \vec{B} \quad (10)$$

where the total charge current \vec{J}_T is defined as

$$\vec{J}_T = \sum_{i=a}^b n_i e_i \langle \vec{v}_i \rangle \quad (11)$$

and the stress tensor is given by

$$\tau^k = \sum_{i=a}^b m_i \int f_i(\vec{r}, \vec{v}_i, t) \vec{c}_i \vec{c}_i d\vec{v}_i \quad (12)$$

Notice that according to Eq. (12) τ^k is a symmetric tensor. Also, in Eq. (10) \vec{F}_i is the total conservative force acting on species i including the electric field \vec{E} .

iii) Internal energy equation,

$$\rho \frac{\partial}{\partial t} \left(\frac{\varepsilon}{\rho} \right) + \nabla \cdot \vec{J}_Q + \tau^k : \nabla \vec{u} - \vec{J}_c \cdot \vec{E}' = 0 \quad (13)$$

where

$$\rho \varepsilon(\vec{r}, t) = \sum_i \frac{1}{2} \rho_i \langle c_i^2 \rangle \quad (14)$$

The heat flux \vec{J}_Q is given by

$$\vec{J}_Q = \sum_i \frac{1}{2} \rho_i \langle \vec{c}_i c_i^2 \rangle \quad (15)$$

and the conductive current \vec{J}_c is defined as

$$\vec{J}_c = \sum_i n_i e_i \langle \vec{c}_i \rangle \quad (16)$$

Finally, $\vec{E}' = \vec{E} + \vec{u} \times \vec{B}$ is the "effective" electric field that is, the field measured by an observer moving with the baricentric velocity \vec{u} .

It is important to underline the fact that the set of conservation equations (5), (10) and (13) is incomplete. Indeed we have six independent variables and six equations, but all the currents are unknown, \vec{J}_i , \vec{J}_c , \vec{J}_Q and τ^k . In order to derive a complete set of equations we need to express these currents as functions of the local state variables which implies clearly that we must solve Eq. (1) for $f_i(\vec{r}, \vec{v}_i, t)$ and somehow introduce the local variables in the solution.

But there is another ingredient that we must require from our solutions. We want to write the two important currents namely \vec{J}_Q and the conduction current \vec{J}_c in terms of the gradients in the system. This implies seeking relations such as

$$\begin{aligned}\vec{J}_Q &= -\kappa \nabla T - \mathcal{T} \nabla \phi \\ \vec{J}_c &= -\mathcal{B} \nabla T - \sigma \nabla \phi\end{aligned}\tag{17}$$

since $\vec{E}' = -\nabla \phi$. These are the linear flux-force relations as demanded by CIT where the transport coefficients κ , σ , \mathcal{T} and \mathcal{B} have to be determined. Here κ and σ are the ordinary thermal and electrical conductivities whereas \mathcal{T} and \mathcal{B} are the so called Thomson's and Benedicks coefficients respectively. Their form will be radically modified by the presence of a magnetic field contrary to the case where $\vec{B} = 0$ and only an electrical field is present. Notice also that from the definition of \vec{J}_a , the fact that $\vec{J}_a + \vec{J}_b = 0$ and the definition of \vec{J}_c ,

$$\vec{J}_c = \frac{m_a + m_b}{m_a m_b} e_a \vec{J}_a\tag{18}$$

so the mass and conduction currents are proportional among each other. We shall not pursue diffusive effects here as they have been reported elsewhere [10].

III. THE TRANSPORT COEFFICIENTS AND LINEAR LAWS

To achieve the program outlined in the previous section, we proceed with the solution of Boltzmann's equation. The first stage of this task is standard in the literature [1, 2, 3, 4, 5, 6, 7, 8] so we merely outline the main steps. One assumes that the single particle distribution function may be expanded in a power series of the Knudsen parameter ϵ which is a measure of the spatial gradients of the local variables in the system. This series is taken using the local Maxwellian distribution as a reference state since this function is, as well known, a solution to the homogeneous term, the collisional term in Eq. (1). Moreover this expansion holds for times much longer than the collision times so that the distribution function is assumed to be a time independent functional of the conserved densities. Known in the literature as the Hilbert-Chapman-Enskog expansion it thus reads as

$$f_i(\vec{r}, \vec{v}_i, t) = f_i^{(0)}(\vec{r}, \vec{v}_i) \left[1 + \epsilon \varphi_i^{(1)}(\vec{r}, \vec{v}_i) + \dots \right],\tag{19}$$

here $f_i^{(0)}$ is the local Maxwellian distribution function and the dash in all functions in the right side of Eq. (19) implies the time dependence through $n_i(\vec{r}, t)$, $\vec{u}(\vec{r}, t)$ and $\varepsilon(\vec{r}, t)$.

After Eq. (19) is substituted back into Eq. (1) and recalling that the zeroth order in ϵ term is just $\sum_{j=a}^b J(f_i f_j) = 0$, whose solution is $f_i^{(0)}$, one obtains the linearized Boltzmann equations for $\varphi_i^{(1)}$ whose solutions are known to be of the form

$$\varphi_i^{(1)} = \mathbb{B}_i : \nabla \vec{u} + \vec{\mathbb{A}}_i \cdot \nabla \ln T + \vec{\mathbb{D}}_i \cdot \vec{d}_{ij} \quad i, j = a, b\tag{20}$$

Equations (20), the first order in ϵ solutions to Eq. (1) characterize the well known Navier-Stokes-Fourier regime of magnetohydrodynamics. In Eq. (20)

$$\vec{d}_{ij} \equiv \nabla \left(\frac{n_i}{n} \right) + \frac{n_i n_j}{n} \left(\frac{m_j - m_i}{\rho} \right) \frac{\nabla p}{p} + \frac{n_i n_j}{\rho p} (m_i e_j - m_j e_i) \vec{E}' = -\vec{d}_{ji}, \quad (21)$$

where $p = nkT$ is the local pressure and the temperature is introduced through the standard ideal gas relationship, namely, $\epsilon(\vec{r}, t) = \frac{3}{2}kT(\vec{r}, t)$. The vector \vec{d}_{ij} is called the diffusive force and contains two main contributions, the first two terms related to ordinary and pressure diffusion and the third and fourth terms, the diffusive effect arising from the of electromagnetic fields. Also, in this expression we have assumed that no external forces are acting on the plasmas, $\vec{F}_i^{(\text{ext})} = 0$, $i = a, b$.

In what follows we shall ignore the tensorial term $\mathbb{B}_i : \nabla \vec{u}$ since by Curie's principle [11], it will not couple with first rank tensors such as ∇T and \vec{E}' . Also, the structure of the vectors $\vec{\mathbb{A}}_i$ and $\vec{\mathbb{D}}_i$ and is not arbitrary. They must be linear combinations of the independent vectors available, \vec{c}_i , $\vec{c}_i \times \vec{B}$ and $(\vec{c}_i \times \vec{B}) \times \vec{B}$. Therefore,

$$\vec{\mathbb{A}}_i = \mathbb{A}_i^{(1)} \vec{c}_i + \mathbb{A}_i^{(2)} \vec{c}_i \times \vec{B} + \mathbb{A}_i^{(3)} (\vec{c}_i \times \vec{B}) \times \vec{B}, \quad (22)$$

and a similar expression for $\vec{\mathbb{D}}_i$. The scalar functions $\mathbb{A}_i^{(1)}$, $\mathbb{A}_i^{(2)}$ and $\mathbb{A}_i^{(3)}$ may depend on all scalar quantities such as c_i^2 , B^2 , $(\vec{c}_i \cdot \vec{B})^2$, n_i , T and so on. The next step is to expand these functions in terms of a complete set of functions namely, the Sonine polynomials. For instance,

$$\mathbb{A}_i^{(1)} = \sum_{m=0}^{\infty} a_i^{(1)(m)} S_{3/2}^{(m)}(c_i^2), \quad (23)$$

and similar expressions for $\mathbb{A}_i^{(2)}$, etc. Use of Eqs. (22) and (23) in Eq. (20) allows a formal computation of the fluxes in the system. Let us assume that $m_b \gg m_a$, m_b and m_a associated with the mass of a proton and an electron, respectively, in a hydrogen plasma. Since then, $\vec{J}_c = \frac{e}{m_a} \vec{J}_a$ we find, using Eqs. (9), (20), (22), and (23) as well as the orthogonality conditions of Sonine polynomials that

$$\begin{aligned} \vec{J}_c = \frac{en_a k}{m_a} \left\{ a_a^{(1)(0)} \nabla T + a_a^{(2)(0)} \nabla T \times \vec{B} + a_a^{(3)(0)} (\vec{B} \cdot \nabla T) \vec{B} \right. \\ \left. + T \left[d_a^{(1)(0)} \vec{d}_{ab}^{(e)} + d_a^{(2)(0)} \vec{d}_{ab}^{(e)} \times \vec{B} + (\vec{B} \cdot \vec{d}_{ab}^{(e)}) \vec{B} d_a^{(3)(0)} \right] \right\}, \quad (24) \end{aligned}$$

This result is quite interesting. Out of the infinite number of coefficients required to characterize the scalar functions $\mathbb{A}_a^{(j)}$, $\mathbb{D}_a^{(j)}$ ($j = 1, 2, 3$) as illustrated by Eq. (23), only one coefficient is necessary for each of these functions in order to compute the conduction current. These coefficients can be obtained from the solution of the integral equations that such functions must obey and whose solutions will not be discussed here. The procedure to obtain them is, once more, a standard technique in kinetic theory and we refer the reader to the available literature if he wishes to purpose the details [1, 2, 3, 4, 5, 6, 7, 8]. In Eqs. (24) $\vec{d}_{ab}^{(e)}$ is the electromagnetic contribution of the diffusive force

$$\vec{d}_{ab}^{(e)} = \frac{n_a n_b (m_a + m_b) e}{\rho p} \vec{E}' \quad (25)$$

To obtain the expression for the heat flux we must first recall a result from CIT. For a multicomponent system the standard definition of heat flux is [11]

$$\vec{J}'_Q = \vec{J}_Q - \sum_r h_r \frac{\vec{J}_r}{m_r} \quad (26)$$

where h_r is the enthalpy of the r^{th} component which is equal to $\frac{5}{2}kT$ for an ideal gas. In kinetic theory the analog of this equation is clearly given by

$$\vec{J}'_Q = kT \sum_{i=a}^b \int \left(\frac{m_i c_i^2}{2kT} - \frac{5}{2} \right) \vec{c}_i f_i^{(0)} \varphi_i^{(1)} d\vec{c}_i \quad (27)$$

where use has been made of Eqs. (9), (15), and (19) recalling that $\vec{J}'_Q = 0$ in the local equilibrium state.

Now, when Eq. (20) is substituted in Eq. (27) the term $\vec{A}_i \cdot \nabla T$ gives rise to the ordinary Fourier heat conduction. With all its modalities arising from the presence of a magnetic field, this has been thoroughly studied in a separate paper [12] so we shall not deal with it here. However the term from Eq. (25) of our interest here, is the one giving rise to the electromagnetic influence on the heat current and reads as,

$$\vec{J}'_Q^{(e)} = \frac{5}{2} (kT)^2 \sum_{i=a}^b \frac{n_i}{m_i} \left(\vec{d}_{ab}^{(e)} a_i^{(1)(1)} + d_i^{(2)(1)} \vec{B} \times \vec{d}_{ab}^{(e)} + d_i^{(3)(1)} \left(\vec{B} \cdot \vec{d}_{ab}^{(e)} \right) \vec{B} \right) \quad (28)$$

To analyze Eqs. (24) and (28) we consider a cartesian coordinate system and let \vec{B} point along the z -axis, $\vec{B} = B\hat{k}$, \hat{k} being the unit vector. Then for any scalar N , we define,

$$\nabla_{\parallel} N \equiv \frac{\partial N}{\partial z} \quad ; \quad \nabla_{\perp} N \equiv \frac{\partial N}{\partial x} \hat{i} + \frac{\partial N}{\partial y} \hat{j} \quad ; \quad \nabla_s N \equiv \frac{\partial N}{\partial x} \hat{j} - \frac{\partial N}{\partial y} \hat{i} \quad (29)$$

the last definition corresponding to a vector perpendicular to both the parallel and perpendicular components, respectively. Let us now apply Eq. (29) to our currents. The thermal contribution to the conduction current reads

$$\vec{J}'_c^{(T)} = \frac{n_a k e}{m_a} \left\{ \left(a_a^{(1)(0)} + B^2 a_a^{(3)(0)} \right) \nabla_{\parallel} T + a_a^{(1)(0)} \nabla_{\perp} T + B a_a^{(2)(0)} \nabla_s T \right\} \quad (30)$$

This is the first important result in this paper, since it contains all the thermoelectrical effects in the plasma when a magnetic field is present. Notice that if $\vec{B} = 0$

$$\vec{J}'_c^{(T)} = -\mathcal{T} \nabla T \quad (31)$$

as required by CIT. \mathcal{T} is the standard Thompson thermoelectric coefficient which turns out to be given by

$$\mathcal{T} = 5.334 \frac{n_a k e}{m_e} \tau \quad (32)$$

where, τ , the mean collision time calculated from the collision integrals [8, 10] is shown to be given by

$$\tau = \frac{24\pi^{3/2} \epsilon_0^2 \sqrt{m_e}}{n \psi e^4} (kT)^{3/2} \quad (33)$$

and $\epsilon_0 = 8.554 \times 10^{-12} F/m$ is the electrical constant. In the presence of a magnetic field there are, besides the current parallel to the z -axis unaffected by the field, two additional contributions. Firstly a current along $\nabla_{\perp} T$, perpendicular to \vec{B} , with a "perpendicular Thomson coefficient"

$$\mathcal{T}_{\perp} = \frac{n_a k e \tau}{m_a \Delta_1(x)} (-3.1 \times 10^{-4} x^4 + 68x^2 + 8.53) \quad (34)$$

where $x = \omega\tau$, $\omega = \frac{eB}{m_e}$, Larmor's frequency, τ is given by Eq. (33), ψ is the so-called logarithmic function

$$\psi = \ln \left[1 + \left(\frac{16\pi k T \epsilon_0}{e^2} \lambda_D \right)^2 \right] \quad (35)$$

and λ_D is Debye's length defined by

$$\lambda_D = \left(\frac{\epsilon_0 k T}{n e^2} \right)^{1/2} \quad (36)$$

In Eq. (34) we also used the result that

$$a_a^{(1)(0)} = \frac{\tau}{\Delta_1(x)} (-3.1 \times 10^{-4} x^4 + 68x^2 + 8.53) \quad (37)$$

with

$$\Delta_1(x) = 4.7 \times 10^{-4} x^6 + 100x^4 + 32x^2 + 1.6 \quad (38)$$

as obtained from the solution of the integral equations [8, 10].

Finally, there is a third current in a direction both perpendicular to \vec{B} and to $\nabla_{\perp} T$ which resembles a "thermal Hall effect". The corresponding transport coefficient is

$$\mathcal{T}_s = \frac{n_a e k}{m_a} B a_a^{(2)(0)} \quad (39)$$

with

$$B a_a^{(2)(0)} = \frac{\tau}{\Delta_1(x)} (7.8 \times 10^{-5} x^3 + 17x) \quad (40)$$

To get a clear idea of how these effects compare to each other, the three coefficients are plotted in Fig. 1 as functions of x . Emphasis must be made on the fact that x is a function of n , B and T so that it must be handled with care when seeking orders of magnitude.

Next we examine the influence of the effective electromagnetic field on the conduction current. Using the decomposition given in Eq. (29) one may write that

$$\vec{j}_c^{(e)} = \frac{e n_a k T}{m_a} \left\{ \left(d_a^{(1)(0)} + B^2 d_a^{(3)(0)} \right) \Gamma E_z \hat{k} + d_a^{(1)(0)} \left(\vec{d}_{ab}^{(e)} \right)_{\perp} + B d_a^{(2)(0)} \left(\vec{d}_{ab}^{(e)} \right)_s \right\} \quad (41)$$

where

$$\begin{aligned} \left(\vec{d}_{ab}^{(e)} \right)_{\perp} &= \left[(E_x + u_y B) \hat{i} + (E_y - u_x B) \hat{j} \right] \Gamma \\ \left(\vec{d}_{ab}^{(e)} \right)_s &= \left[(E_x + u_y B) \hat{j} - (E_y - u_x B) \hat{i} \right] \Gamma \end{aligned} \quad (42)$$

and

$$\Gamma = \frac{n_a n_b (m_a + m_b) e}{p \rho} \quad (43)$$

Using now the fact that $m_b \ll m_a = m_e$, $p = nkT$, the definition of ρ and assuming a fully ionized plasma so that $n_a = n_b = \frac{n}{2}$, Eq. (41) may be rewritten as,

$$\vec{J}_c^{(e)} = \sigma_{\parallel} E_z \hat{k} + \sigma_{\perp} \left(\vec{d}_{ab}^{(e)} \right)_{\perp} + \sigma_s \left(\vec{d}_{ab}^{(e)} \right)_s \quad (44)$$

which is the second important result in this paper. First notice that if $B = 0$, from Eq. (44), $\sigma_{\parallel} = \sigma_{\perp} = \sigma$ and since $\vec{E} = -\nabla\phi$

$$\vec{J}_c^{(e)} = -\sigma_{\parallel} \nabla\phi \quad (45)$$

This is the well known form for Ohm's law where

$$\sigma_{\parallel} = \frac{e\Gamma n_a kT}{m_a} d_a^{(1)(0)} \quad (46)$$

which, under the conditions mentioned above and using the value of $d_a^{(1)(0)} = 4.31\tau$ extracted from the solution to the integral equations, gives

$$\sigma_{\parallel} = \frac{25.92\pi^{3/2}\epsilon_0^2}{\sqrt{m_a}e^2\psi} (kT)^{3/2} \quad (47)$$

This is the ordinary electrical conductivity as, aside from minor numerical differences, first derived by Spitzer [13, 14, 15] and later by Braginski [16] and Balescu [9]. The transversal electrical conductivity, when the value for $d_a^{(2)(0)}$ is used, turns out to be

$$\sigma_{\perp} = \frac{6\pi^{3/2}\epsilon_0^2 (kT)^{3/2}}{\sqrt{m_a}e^2\psi} \left(\frac{9.52 \times 10^4 x^4 + 20.6x^2 - 13}{\Delta_2(x)} \right) \quad (48)$$

and σ_s , which corresponds to a "Hall like effect", turns out to be

$$\sigma_s = \frac{6\pi^{3/2}\epsilon_0^2 (kT)^{3/2}}{\sqrt{m_a}e^2\psi} \left(\frac{0.109x^5 + 2.18 \times 10^4 x^3 + 965x}{\Delta_2(x)} \right) \quad (49)$$

where

$$\Delta_2(x) = 1.61x^6 + 3.5 \times 10^5 x^4 + 1.65 \times 10^4 x^2 + 3.01 \quad (50)$$

To appreciate the order of magnitude of these coefficients they are plotted in Fig. 2 as functions of x . Moreover it is worth pointing out that from Eq. (48) it is easily verified that $\lim_{B \rightarrow 0} \sigma_{\perp} = \sigma_{\parallel}$ and $\lim_{B \rightarrow 0} \sigma_s = 0$, as seen from Eq. (49).

The last item we want to deal here with concerns the influence of \vec{E}' on the heat current which, according to Eqs. (28), (29) and (42), is given by

$$\vec{J}_Q^{(e)} = \frac{5}{2} (kT)^2 \sum_{i=a}^b \frac{n_i}{m_i} \Gamma \left[\left(d_i^{(1)(1)} + B^2 d_i^{(1)(3)} \right) E_z \hat{k} + d_i^{(1)(1)} \left(\vec{d}_{ab}^{(e)} \right)_{\perp} + B d_i^{(2)(1)} \left(\vec{d}_{ab}^{(e)} \right)_s \right] \quad (51)$$

If $\vec{B} = 0$ and assuming a fully ionized hydrogen plasma, using the value for $d_i^{(1)(1)}$ obtained from the solution to the integral equations one finds that

$$\vec{J}_Q^{(e)} = -\mathcal{B}_{\parallel} \nabla \phi \quad (52)$$

where

$$\mathcal{B}_{\parallel} = \frac{15.9\pi^{3/2}\epsilon_0^2 m_e}{e^2 \psi} \left(\frac{kT}{m_e}\right)^{5/2} \quad (53)$$

the so-called electropycnosis or Benedicks effect [17]. When $\vec{B} \neq 0$ and using the results for the coefficients $d_i^{(1)(1)}$ and $d_i^{(2)(1)}$ one obtains for the two other coefficients, namely

$$\mathcal{B}_{\perp} = \frac{15\pi^{3/2}\epsilon_0^2 m_e}{e^2 \psi} \left(\frac{kT}{m_e}\right)^{5/2} \frac{5.04 \times 10^{-3} x^4 + 1.09 \times 10^3 x^2 + 3.2}{\Delta_2(x)} \quad (54)$$

and $\lim_{B \rightarrow 0} \mathcal{B}_{\perp} = \mathcal{B}_{\parallel}$ and also

$$\mathcal{B}_s = \frac{15\pi^{3/2}\epsilon_0^2 m_e}{e^2 \psi} \left(\frac{kT}{m_e}\right)^{5/2} \frac{0.0295x^3 + 222x}{\Delta_2(x)} \quad (55)$$

$\Delta_2(x)$ defined in Eq. (50). This effect has been systematically ignored in the study of transport processes in plasmas. The importance of the three coefficients is exhibited in Fig. 3.

IV. DISCUSSION OF THE RESULTS

The results obtained for the nine transport coefficients derived in the previous section is important for several reasons, mainly because with one single exception, they have been ignored in the study of transport processes in plasmas. Let us begin with the thermoelectric or Thomson coefficients. To our knowledge the only other derivation of these quantities is that given by Balescu in his excellent monograph in the subject [9]. Nevertheless his derivation starts from Landau's version of Boltzmann's equation which is a Fokker-Planck type equation [18]. This implies in words that transport processes in plasmas may be visualized as diffusive processes. Moreover the solution of that kinetic equation is carried out using a moment-like expansion *a la* Grad which is different in spirit from the Hilbert-Chapman-Enskog expansion [19, 20]. Here we use the latter to solve the full Boltzmann equation, which in turn is not a diffusive like approximation. In Fig. 4 we compare our results for \mathcal{T}_{\perp} and \mathcal{T}_s with those of Balescu showing explicitly that although qualitatively similar there are differences in the two methods.

For the electrical conductivity the story is quite different. As mentioned earlier, it was first derived by Spitzer et al in 1950 [13] using a diffusion equation and later by Spitzer and Härn [14] from a Fokker-Planck equation similar to the one used in his previous paper, but making a mild attempt to obtain the linear-constitutive laws. In both cases they obtain, for $\vec{B} = 0$, the $(kT)^{3/2}$ dependence as in Eq. (47) with minor numerical differences in the respective coefficients. Later, Balescu repeated this calculation methodically [9] and obtained the three conductivities for the $\vec{B} \neq 0$ case.

Finally, the Benedicks coefficients are completely new, to our knowledge they have never been reported elsewhere. This leads us to the final remark in this work, namely, when formulating

magnetohydrodynamic equations it is convenient to assess if, in the range of densities, temperatures and values of the magnetic fields, these cross effects may be neglected. Otherwise important consequences will be absent in the ensuing results.

-
- [1] Chapman, S. and Cowling, T.G., *The Mathematical Theory of Non-Uniform Gases*; Cambridge University Press, Cambridge, Third Ed. (1970).
 - [2] Uhlenbeck G. E. and Ford, G.W; *Lectures in Statistical Mechanics*; American Mathematical Society; Providence, R. I. (1963) 11 of the book *Transport Phenomena in Fluids*, H. J. M. Hanley, ed M. Dekker, New York 1964.
 - [3] Hirschfelder, J., Curtiss, C.F. and Byrd, B.B; *The Molecular Theory of Theory of Liquids and Gases* Wiley-Interscience, N.Y. 2nd ed. (1964).
 - [4] Dorfman, J.R. and van Beijeren, H. *The Kinetic Theory of Gasses in Statistical Mechanics, Part B*; Berne, B.J. editor; Plenum Press, N.Y. (1977).
 - [5] García-Colín, L.; *Kinetic Theory of Dense Gases in Selected Topics in Solid State and Theoretical Physics*; Bemporad M. and Ferreira E. (editors); Gordon and Breach Science Publishers, N.Y. 1968.
 - [6] Cohen, E.G.D. *The Kinetic Theory of Dilute Gases in Transport Phenomena in Fluids* Hanley, J.M.H., editor; Marcel Dekker, N.Y. (1969).
 - [7] Brush, S.G.; *Kinetic Theory, Vol. 3; The Chapman-Enskog solution for the transport equations for moderately dense gasses*; Pergamon Press, N.Y. (1972).
 - [8] García-Colín, L.S. and Dagdug, L.; *The Kinetic Theory of a Dilute Ionized Plasma Lecture Notes*; Springer-Verlag (to be published 2007).
 - [9] Balescu, R.; *Transport Processes in Plasmas, Vol. 1, Classical Transport*; North Holland Publ. Co. Amsterdam (1988); Chap 3.
 - [10] García-Colín L.S.; García-Perciante, A.L. and Sandoval-Villalbaz, A.; *Dufour and Soret effects in a magnetized and non-magnetized plasma*; *Phys. Plasmas* (to appear Jan. 2007).
 - [11] Groot de, S.R. and Mazur, P.; *Non-equilibrium Thermodynamics*; Dover Publications, Mineola, N.Y. (1984).
 - [12] García-Colín, L.S., Sandoval-Villalbaz, A., García-Perciante, A.L., and Arrieta, A. *Magnetic Field effects in the heat flow of charged fluids: the Righi-Leduc effect* *J. Phys. A. (London)* (submitted 2006) (see Astro-ph./0603841).
 - [13] Cohen, Robert S.; Spitzer, Jr. Lyman, McR. Routty Paul; *The Electrical Conductivity of an Ionized Gas*; *Phys. Rev.* 80, 230 (1950).
 - [14] Spitzer, Jr. Lyman and Härm, Richard; *Transport Phenomena in a Completely Ioneized Gas.*; *Phys. Rev.* 89, 977 (1953).
 - [15] Spitzer, Jr. Lyman; *The Physics of Fully Ionized Gases*; Interscience, Inc. N.Y. (1962).
 - [16] Braginski, S.I.; *Transport Process in a Plasma in Plasma Physics Review Consultants Buresu Enterprise, N.Y. (1965) p.205.*
 - [17] King, A.L., *Thermophysics*; W.H. Freeman and Co. San Francisco, Cal. (1962).
 - [18] Lifshitz, E.M. and Pitaevski, L.P.; *Physical Kinetics Landau Lifshitz course of Theoretical Physics, Vol. 10*, Pergamon Press, Oxford (1981) Chap. IV.
 - [19] Velasco, R.M., Uribe F.J. and García-Colín L.S. *Inconsistencies in moment methods* *Phys. Rev. E* 66, (2002) 032103.
 - [20] García-Colín, L.S., Velasco, R.M.; and Uribe, F.J.; *Inconsistency in the moment method for solving the Boltzmann equation: J. Non-Equilib. Thermodyn.* 29 (2004) 257 and reference cited therein.

Figure Captions

- Fig. 1. The values of the three thermoelectric coefficients for $n = 10^{21} \text{cm}^{-3}$ and $T = 10^7 \text{K}$. The solid line is \mathcal{T}_{\parallel} , the dashed line \mathcal{T}_{\perp} and the dotted line \mathcal{T}_s .
- Fig. 2. The values of the three electrical conductivities for $n = 10^{21} \text{cm}^{-3}$ and $T = 10^7 \text{K}$. The solid line is σ_{\parallel} , the dashed line σ_{\perp} and the dotted line σ_s . Notice the predominance of σ_s over σ_{\parallel} for a certain range of values of x .
- Fig. 3. The Benedicks coefficients for $n = 10^{21} \text{cm}^{-3}$ and $T = 10^7 \text{K}$. The solid line is \mathcal{B}_{\parallel} , the dashed line \mathcal{B}_{\perp} and the dotted line \mathcal{B}_s .
- Fig. 4. The ratio $\mathcal{T}_{\perp}/\mathcal{T}_{\parallel}$ (dashed) and $\mathcal{T}_s/\mathcal{T}_{\parallel}$ (dotted) is plotted (right) and compared with the corresponding Balescu's results (left), as in Ref. [9].

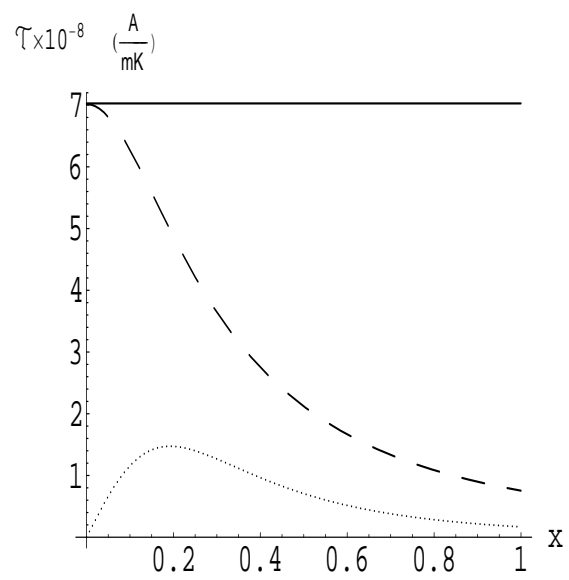


Fig. 1

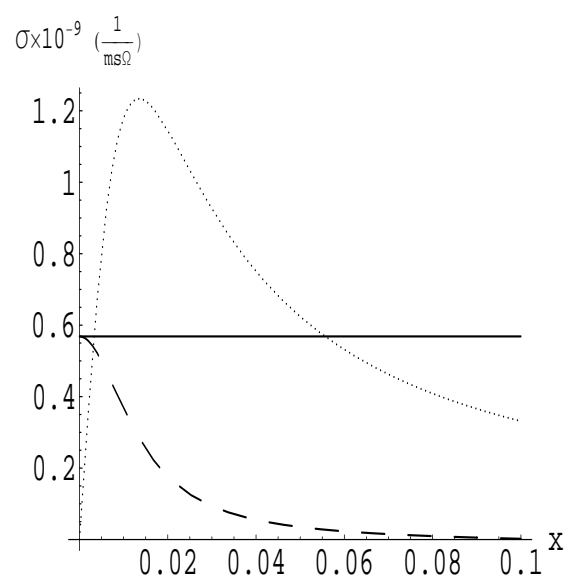


Fig. 2

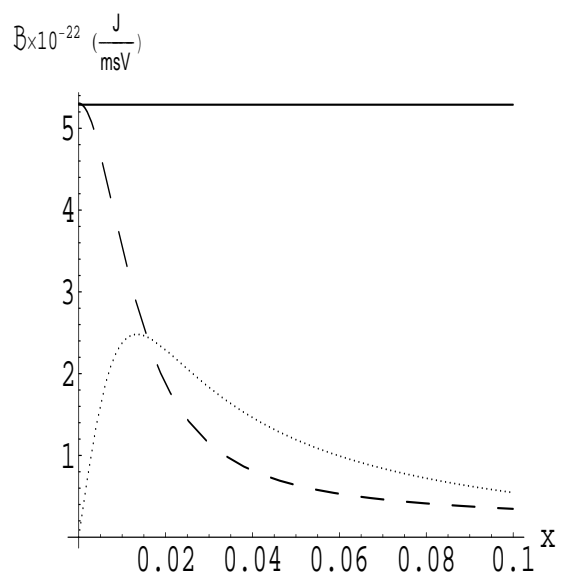


Fig. 3

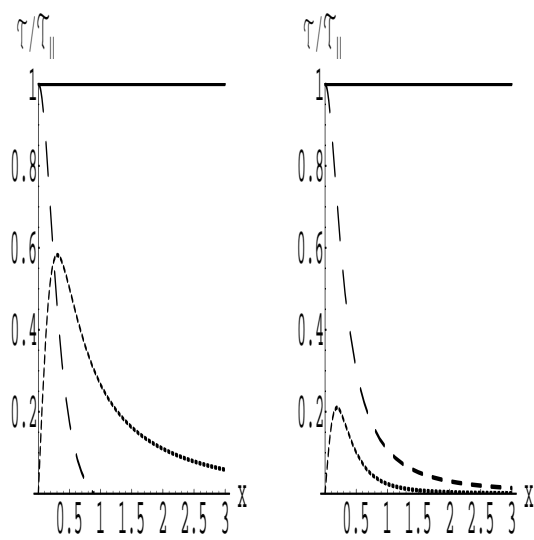


Fig. 4