

The large scale CMB cut-off and the tensor-to-scalar ratio

Gavin Nicholson and Carlo R. Contaldi

Theoretical Physics, Blackett Laboratory, Imperial College, Prince Consort Road, London, SW7 2BZ, U.K.

(Dated: October 28, 2018)

We show that if inflation lasted just longer than the required 60 or so e -folds N both scalar and tensor contributions to the Cosmic Microwave Background (CMB) power spectra are expected to show a cut-off. However the behaviour of the scalar-to-tensor ratio on large scale depends on whether inflation is preceded by a Kinetic Dominated (KD) or Radiation Dominated (RD) stage. Future experiments may be able to distinguish between the two behaviours and thus shed light on the nature of the low- ℓ cutoff. In particular if the cut-off is due to a KD stage the ratio is expected to grow on large scales. If observed this would challenge our current understanding of the overall probability of inflation lasting for N greater than 60.

I. INTRODUCTION

The anomalously low quadrupole of the angular spectrum of the CMB [1] has generated interest in models of inflation which can accommodate a cut-off in the spectrum of curvature perturbations. Rather than discarding the inflationary paradigm altogether these models aim to incorporate large scale departures from scale invariance by minimal modifications of the scenarios. After all, inflation has been very successful in predicting a nearly scale invariant, Gaussian and coherent spectrum of primordial curvature perturbations which seems to fit all other observable scales extremely well. In addition the statistical significance of the cut-off itself is questionable and has been much discussed in the literature (see e.g. [2, 3, 4, 5]) and questions remain as to whether the observations are affected by foregrounds on these scales [6, 7, 8, 9].

A common scenario used to obtain a cut-off is to assume that inflation lasted just long enough (~ 60 e -foldings) [10, 11, 12, 13, 14]. The inflating stage is either preceded by kinetic dominated (KD) or “fast-rolling” stage or a radiation dominated (RD) epoch. The time at which the transition between the pre-inflating and inflating epoch occurs is tuned such that its imprint is observed in the modes that are entering the horizon at the present time i.e. the largest observable scales. Since these modes exited the horizon when slow roll was not established their evolution is more complicated than in the standard approximation but a generic feature in many such models is a suppression of the scalar power in modes larger than the cut-off scale.

The detailed nature of the cut-off in these models depends on the initial conditions assumed for both the background and the inflaton perturbations themselves. The initial conditions are not defined as well as in scenarios where inflation lasts for much longer than $N \sim 60$. In this case there is no small-scale, adiabatic limit for the modes of interest. Thus some assumptions have to be made about their initial normalisation.

Another drawback of these models is that the reduced number of e -foldings involved may not be sufficient to solve the horizon and flatness problems. Thus some residual fine-tuning is required under these conditions. A possible solution to this could be to assume that a previous stage of inflation occurred with an intervening non-inflating stage between the end of the first stage and the last bout of inflation. This last stage is the one that resulted in portion of the spectrum that is observable today.

By far the biggest tuning problem in the models is related to the vanishing probability of inflationary solutions with such limited number of e -folding. This has been the subject of a long debate. In the context of chaotic inflation models [15] the probability of having an inflationary stage that lasts *just* long enough is low. Most solutions would lead to much longer periods of inflation [16]. According to this view the cut-off models face a severe fine-tuning problem. However other approaches based on the canonical measure of inflation [17, 18] seems to lead to a conflicting picture, with the probability of a long inflationary stage exponentially suppressed by a factor e^{-3N} in [19].

The landscape paradigm of string theory vacua which has emerged in recent years may also imply that the number of inflationary e -foldings is suppressed. In particular [20] have suggested that inflation proceeds after the inflaton tunnels [21] from one of the many metastable vacua in the landscape to a broad one where the inflaton is initially kinetic dominated and then slow-rolls as in the conventional picture. The interesting aspect of this scenario is that statistical arguments of landscape vacua [22] result in a highly suppressed probability of long lasting inflation. Thus, if confirmed, the cut-off will certainly fuel the debate on the overall measure of inflation but may also reaffirm our current understanding of the low energy picture of string theory.

In this work we show how the polarisation signature of the CMB may lead to further characterisation of the cut-off. This occurs in two ways. Firstly, the tensor modes themselves should show signs of out of slow-roll evolution on the same scales as the scalar. This may shed more light on the statistical or physical nature of the observed anomaly. Secondly, the behaviour of the cut-off and in particular the tensor-to-scalar ratio on large scales depends on the exact

scenario preceding the slow-roll phase. The tensor contribution to the CMB is directly observable in the B-mode, or curl-like, polarisation. Experiments are already targeting this signature with many more to come and so it is timely to examine whether the observations will shed more light on the nature of the inflaton.

The *paper* is organised as follows. We start in section II by showing how the tensor-to-scalar ratio differs if the pre-inflationary stage is KD or RD. In section III we show that the difference in behaviour may be within observable reach of future all-sky polarisation sensitive experiments. In section IV we end with a discussion of the implication of a confirmation of the cut-off for inflationary measures and the string theory landscape.

II. SHORT INFLATION AND THE CMB CUT-OFF

We examine the evolution of perturbations in short inflation scenarios by numerical evolution from two separate initial conditions. The first is a “fast-to-slow-roll” scenario in which the inflaton starts in a kinetic energy dominated phase and transitions into a slow-roll trajectory. This type of scenario was introduced in [10] as a possible origin of the low- ℓ anomaly. The second scenario is one where the evolution starts in a radiation dominated phase and transitions to slow-roll inflation.

The first case encompasses models where the observable universe started inflating with stochastic initial conditions in the inflaton field phase space. The simplest example of this is the chaotic inflation model [15] with a quadratic potential. The second scenario is more suitable for models with a radiation dominated epoch before the inflationary phase responsible for solving the cosmological problems. This would occur, for example, in models where a number of inflationary stages occur each separated by a reheating stage and further radiation domination. In both cases we evolve the perturbations in a flat, isotropic background for simplicity [34].

A. Kinetic dominated initial conditions

The effect of fast rolling initial conditions on the scalar mode power spectrum was described in [10]. We will revisit the scenario in this work in order to derive the expected signature of the tensor modes. We chose two simple models with inflationary potentials $V(\phi) = m^2\phi^2/2$ and $V(\phi) = \lambda\phi^4/4$.

We calculate the power spectrum of primordial, super-horizon modes at a number of wavelengths by numerically evolving the system of background and perturbation equations. We denote scalar perturbations of the FRW metric in the conformal Newtonian gauge as

$$ds^2 = a^2(\eta) [(1 + 2\Phi)d\eta^2 - (1 - 2\Phi)\delta_{ij}dx^i dx^j], \quad (1)$$

where η is conformal time, Φ is the curvature perturbation and we have assumed zero anisotropic shear in the einstein equations such that we can equate the curvature and potential perturbations. Tensor perturbations to the metric are denoted in terms of the traceless, transverse tensor h_{ij} (with i, j spanning spatial indexes only)

$$ds^2 = a^2(\eta) [d\eta^2 - (\delta_{ij} - h_{ij})dx^i dx^j]. \quad (2)$$

We recast the scalar perturbation variable into the gauge invariant Mukhanov variable [24]

$$u = a \left(\delta\phi + \frac{\phi'}{\mathcal{H}}\Phi \right), \quad (3)$$

where primes denote derivatives with respect to conformal time, $\delta\phi$ is the inflaton perturbation and $\mathcal{H} = a'/a$.

The plane wave expanded evolution equation for the variable u at each momentum wavenumber k takes the form of an oscillator with time dependent mass

$$u_k'' + \left(k^2 - \frac{z''}{z} \right) u_k = 0, \quad (4)$$

where $z = a\phi'/\mathcal{H}$. The dimensionless power spectrum of the curvature perturbation Φ can be obtained by evolving each complex u_k mode from inside the horizon at early times to its late-time, super-horizon solution at which point $u/a \rightarrow \phi\Phi/H$ and becomes constant and

$$P_S(k) = \frac{k^3}{2\pi^2} \left| \frac{u_k}{z} \right|^2. \quad (5)$$

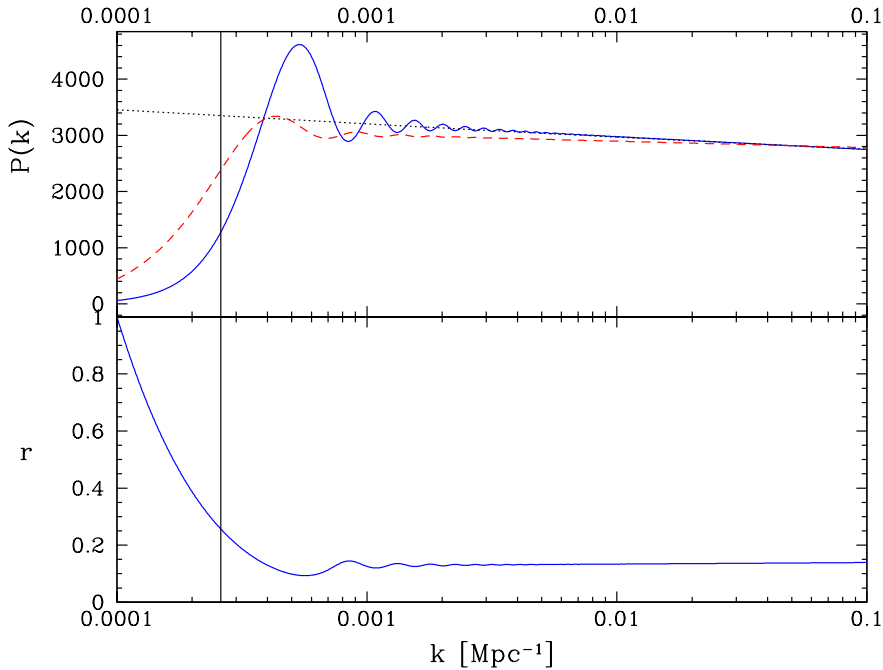


FIG. 1: The scalar and tensor power spectra and tensor-to-scalar ratio for the initially kinetic dominated trajectory with $V(\phi) = m^2\phi^2/2$. The spectra are computed by numerically integrating the perturbation equations. The tensor spectrum (dashed) is rescaled for comparison. Both show a suppression on large scales. However the cut-off is sharper in the scalar modes than the tensor modes. The limiting power law spectral index for the scalar power spectrum is $n_s = 0.967$ at $k = 0.05 \text{ Mpc}^{-1}$ and is shown as a dotted line in the top panel. The solid, vertical line indicates the scale, k_c , of the horizon at the beginning of inflation.

Each polarisation of the plane wave expansion of the tensor perturbation ($h \equiv h_{\times}, h_{+}$) evolves as a free scalar field evolving in an expanding background. The momentum space evolution equation for the variable $v = ah$ is

$$v_k'' + \left(k^2 - \frac{a''}{a}\right) v_k = 0. \quad (6)$$

The dimensionless power spectrum of the tensor modes is again obtained by the late-time, super-horizon value of the each v_k mode as

$$P_T(k) = \frac{8k^3}{\pi} \left| \frac{v_k}{a} \right|^2. \quad (7)$$

For initial conditions we insure the inflaton is fast-rolling by choosing $\dot{\phi}_0 = 10 m\phi_0$ in units of reduced Planck mass. The choice of ϕ_0 is determined by the potential, for $V(\phi) = m^2\phi^2/2$ we take $\phi_0 = 18$. To obtain the same number of e -folds in the $V(\phi) = \lambda\phi^4$ potential we take $\phi_0 = 24$. The initial conditions for the perturbations in a fast-roll regime can be set by taking the limit $\dot{\phi} \gg \phi$ for the background with $z''/z \approx a''/a$. In this case the solutions to Eqs. (4) and (6) approach [10]

$$f_k(\eta) = \left[\frac{\pi(1+2H_0\eta)}{8H_0} \right]^{1/2} \mathcal{H}_0^{(2)} \left(k\eta + \frac{k}{2H_0} \right) \quad (8)$$

where $\mathcal{H}_0^{(2)}$ is a Hankel's function of the second kind. Note that we have chosen to consider only positive frequency components of the solutions and we have normalised such that it would recover the correct adiabatic vacuum in the small scale limit

$$f_k(\eta) = \frac{1}{\sqrt{2k}} e^{-ik\eta}. \quad (9)$$

This choice assumes that even modes close to or larger than the horizon were at some point much smaller than the horizon where they asymptote to the the Bunch Davis vacuum solution [25]. This is justified if for example the

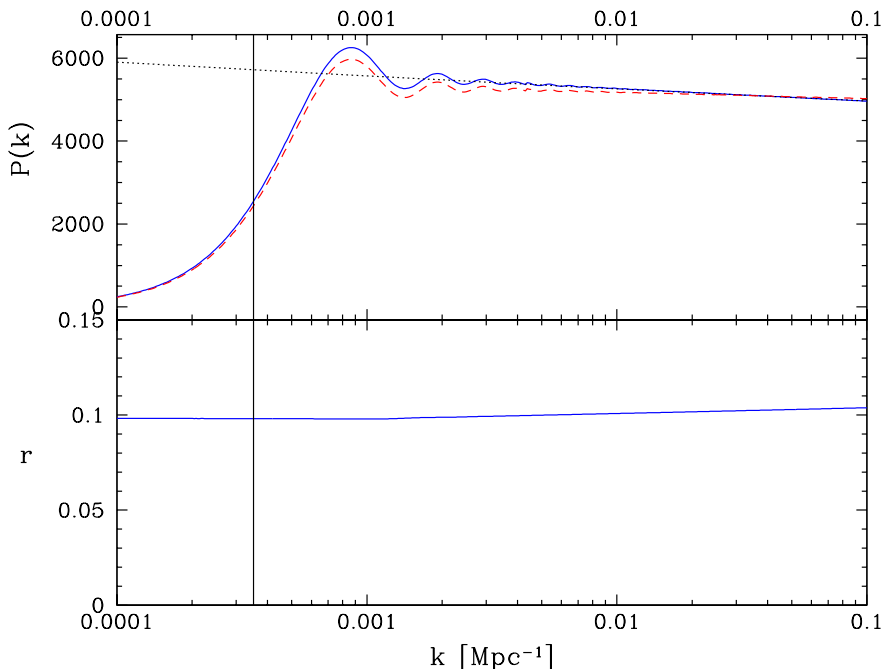


FIG. 2: The scalar and tensor power spectra and tensor-to-scalar ratio for radiation dominated initial conditions with $V(\phi) = m^2\phi^2/2$. The spectra are computed by numerically integrating the perturbation equations. The tensor spectrum (dashed) is rescaled for comparison. Both show a suppression on large scales, the form of which is almost indistinguishable. The limiting power law spectral index for the scalar power spectrum is $n_s = 0.967$ at $k = 0.05 \text{ Mpc}^{-1}$ and is shown as a dotted line in the top panel. The solid, vertical line indicates the scale, k_c , of the horizon at the beginning of inflation.

universe was inflating before the kinetic dominated stage (see e.g. [10] for a more in depth discussion). We will discuss the alternative choice of a radiation dominated initial stage in II B.

In Fig. 1 we show the spectra that result from a numerical integration of the u_k and v_k modes over a range of wavenumbers. Both scalar and tensor spectra are plotted and the tensor spectrum is scaled to match the scalar power at a scale well inside the slow-roll regime. The tensor-to-scalar ratio is shown in the bottom panel.

The evolution of each mode is started at a fixed time in the kinetic regime and stopped once the mode is a number of times larger than the horizon at which point both u_k/a and v_k/a have reached their constant value. Fig. 1 reproduces the result for the scalar spectrum found in [10] (we have made the same choice of initial parameters and potential $V(\phi) = m^2\phi^2/2$) with an exponential cut-off in the spectrum at large scale. The tensor modes also show a suppression, however it is not as sharp as the scalar suppression. Thus the ratio of the two spectra rises on the largest scales. We have also checked that a similar result is obtained for a $V(\phi) = \lambda\phi^4/4$ choice of inflaton potential.

As shown in [10] the cut-off result can be understood in a simple analytical picture of an instantaneous transition from kinetic to de Sitter regimes. The analytical solution is identical for the scalar and tensor cases, however there are crucial differences in their detailed evolution through the transition as shown in the numerical case. The difference is greatest for modes that are close to the horizon scale during the transition between regimes when z''/z temporarily diverges from a''/a .

The qualitative result is that the super-horizon tensor modes are not suppressed as strongly as the scalars during the initial kinetic phase. The effect is most clearly seen in the ratio of the spectra $r(k) = P_T(k)/P_S(k)$ which approaches 1 on the largest scales. This effect can also be understood within the simple slow-roll framework which gives [26]

$$\frac{P_T}{P_S} \sim \dot{\phi}^2, \quad (10)$$

although the approximation is only valid for small values of $\dot{\phi}$. The scalar (curvature) perturbation is always suppressed by the extra $\dot{\phi} \sim 1/\dot{H}$ term with respect to the tensor modes and this effect becomes most pronounced if inflation started from a KD stage.

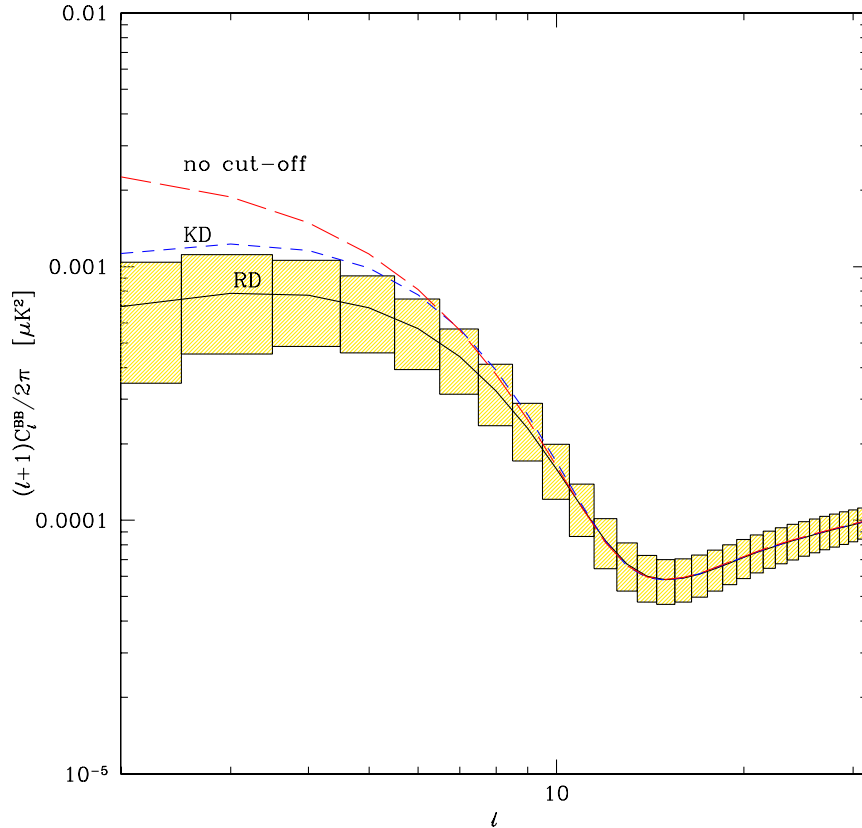


FIG. 3: The ratio $\mathcal{R}_\ell = C_\ell^{BB}/C_\ell^{EE}$ for a standard, slow-roll (SR), power law spectra case (black, solid) and for the model with a kinetic cut-off (blue, dashed), top panel. \mathcal{R}_ℓ is enhanced at low multipoles due to the weaker suppression of tensor modes during the transition from the kinetic to inflating regime. The bottom panel shows the ratio of the two curves. We also plot naive, sample-variance error boxes for bins of width $\Delta\ell = 3$. We have assumed an optimal polarisation experiment observing 80% of the sky. The cut-off scale was placed at $k_c = 5.3 \times 10^{-4} \text{ Mpc}^{-1}$ for this example.

B. Radiation dominated initial conditions

We now compare this result to the case where a radiation dominated stage preceded the stage of inflation. We assume that the inflaton is already in the slow roll regime when the inflaton energy density begins to dominate. We carry out a numerical mode-by-mode integration as in the previous section. The initial conditions for the modes are modified in this case [14, 27] by using the adiabatic vacuum condition identical to Eq. 9.

Fig. 2 shows the scalar and tensor spectra obtained for the radiation dominated initial conditions. Both spectra now show similar cutoffs and the ratio remains roughly constant. It is important to note that this difference is simply due to the different initial conditions chosen for the inflaton's kinetic term rather than being due to the normalisation of the perturbations. In fact the cut-off picture is quite insensitive to the exact choice of normalisation which inevitably involves some assumptions about the state of the perturbations before the start of inflation.

III. OBSERVABILITY

Although the difference between kinetic dominated and non-kinetic dominated initial conditions is quite pronounced in the amplitude of the tensors it will only affect the largest scales observed in the CMB today. Thus the accuracy with which the effect can be observed is limited by cosmic variance.

The next generation of CMB polarisation satellites will aim to survey the whole sky with sufficient resolution and sensitivity to be sample variance limited on the largest angular scales. It is therefore timely to ask whether future missions will be able to detect a cutoff and distinguish between the KD and RD scenarios. To produce a figure of merit

we have assumed a future experiment which returns a sample variance limited C_ℓ^{BB} power spectrum at $\ell < 100$. We assume a coverage of 80% of the sky, as this is probably the best one can hope to use for polarisation measurements.

The resulting sample variance errors at each multipole in the B-mode power spectrum are shown in Fig. 3. The three curves shown are the B-mode spectra for a model with no cut-off and both KD and RD models discussed above. All three models have identical scalar spectral indexes ($n_s = 0.967$) on small scales and are normalised such that the total power at the first acoustic peak matches the WMAP 3-year results [1]. The model angular power spectra with the cutoffs are obtained using a version of the CAMB code [28] where the modified power spectra are used instead of a simple power law for the initial conditions. No other modifications is required in the line of sight codes since radiation transfer is unaffected in these models.

As an indication of the level at which the two scenarios can be distinguished we calculate the χ^2 value for the difference between the RD and KD curves and the RD and no cut-off curves. We obtain $\chi^2 = 5.03$ and $\chi^2 = 8.17$ respectively.

The dependence seen here is degenerate with the effect of reionisation on the polarisation spectra. Our models assume an optical depth $\tau = 0.9$, however the value of τ will be fixed to high accuracies by the E-mode and TE cross-correlation spectra for such an experiment and it is reasonable to expect that the degeneracy will be broken if one allows for a cut-off in the primordial spectrum. Alternatively if a cut-off is not taken into account in parameter fits the effect would show up as a mismatch between the value of τ required by the E-mode spectrum and that required by the B-modes.

The quest for such a detection is certainly an ambitious one. A detailed statistical forecast using the full parameter space Fisher matrix would be required to establish the true signal-to-noise of the effect. There are, of course, phenomenal obstacles to overcome before experiments measure the B-mode C_ℓ spectrum to such precision on the largest scales. These include a significant increase in instrumental sensitivity, but most of all, the level of polarised foreground contamination is yet to be determined. Indeed it is still to be established whether this naive, sample limited result can ever be reached. However the first generation of sub-orbital experiments targeting the B-mode C_ℓ are getting underway. These observations, at the very least, will determine to what accuracy this region of the spectrum can be measured. These include balloon-borne experiments such as SPIDER [29], now funded, which will cover half the sky and will start to probe the low- ℓ region of the B-mode spectrum. Ultimately though the region will be probed most accurately by the next generation of CMB satellites (see e.g. [30]).

IV. DISCUSSION

Given the rapidly advancing observational front of CMB polarisation experiments it is timely to examine the detailed predictions of cut-off models and their observational consequences. We have shown here how the tensor-to-scalar ratio of primordial perturbations depends on the nature of the pre-inflationary epoch in short inflation models which give rise to a cut-off on large scales. The different scenarios may be distinguishable once sample variance limited observations of the CMB polarisation B-modes are made. The detectability of the effect also depends on the amplitude of the B-mode spectrum which can be much smaller than the ratio $r = 0.1$ considered here. In particular if multiple fields are present during inflation then the tensor amplitude may be too low compared with foreground levels to be observable.

If the cut-off is confirmed to be present in the B-mode spectrum too however it will pose some fundamental questions about the initial conditions for inflation and the question of apparent fine tuning will become even more pressing. At the very least it would pose significant questions as to the appropriate prior to adopt when constraining the full space of inflationary solutions [31].

An interesting consequence of the canonical measure picture is that if we accepted *a priori* to live on one of the rare solutions that achieved say $N = 60$ e -foldings then we should expect inflation to have lasted just *that* long. Thus trajectories with KD initial conditions examined in detail here are precisely the kind which dominate in the canonical measure picture. Similar trajectories seem to be suggested by simple probabilistic analysis of inflation models on the string theory landscape. Both scenarios however rely on anthropic considerations to justify the selection of extremely rare trajectories.

It is important to note that we have kept the assumptions of homogeneous and isotropic background in examining the signature of short inflation. These are not the most general initial conditions. Indeed inflation may have started in an inhomogeneous and anisotropic background and such initial conditions may lead to even stronger effects in the observable modes or potentially rule out inflation that is “just short enough” [23, 32, 33]. However, in both cases and in the not so distant future, the lowest CMB multipoles may yet reveal important clues to the nature of inflation.

Acknowledgments

We are grateful to Dick Bond, Lev Kofman and Marco Peloso for enlightening discussions. This work was supported by a STFC studentship.

-
- [1] Hinshaw, G., et al. 2007, *Astrophys. Journal Supp.*, 170, 288
 - [2] Efstathiou, G. 2004, *Mon. Not. Roy. Astron. Soc.*, 348, 885
 - [3] de Oliveira-Costa, A., Tegmark, M., Zaldarriaga, M., & Hamilton, A. 2004, *Phys. Rev. D*, 69, 063516
 - [4] Magueijo, J., & Sorkin, R. D. 2006, *ArXiv Astrophysics e-prints*, arXiv:astro-ph/0604410
 - [5] Bielewicz, P., Górski, K. M., & Banday, A. J. 2004, *Mon. Not. Roy. Astron. Soc.*, 355, 1283
 - [6] Bridle, S. L., Lewis, A. M., Weller, J., & Efstathiou, G. 2003, *Mon. Not. Roy. Astron. Soc.*, 342, L72
 - [7] Schwarz, D. J., Starkman, G. D., Huterer, D., & Copi, C. J. 2004, *Physical Review Letters*, 93, 221301
 - [8] Slosar, A., Seljak, U., & Makarov, A. 2004, *Phys. Rev. D*, 69, 123003
 - [9] Prunet, S., Uzan, J.-P., Bernardeau, F., & Brunier, T. 2005, *Phys. Rev. D*, 71, 083508
 - [10] Contaldi, C. R., Peloso, M., Kofman, L., & Linde, A. 2003, *Journal of Cosmology and Astro-Particle Physics*, 7, 2
 - [11] Cline, J. M., Crotty, P., & Lesgourgues, J. 2003, *Journal of Cosmology and Astro-Particle Physics*, 9, 10
 - [12] Kaloper, N. 2004, *Physics Letters B*, 583, 1
 - [13] Piao, Y.-S., Feng, B., & Zhang, X. 2004, *Phys. Rev. D*, 69, 103520
 - [14] Powell, B. A., & Kinney, W. H. 2006, *ArXiv Astrophysics e-prints*, arXiv:astro-ph/0612006
 - [15] Linde, A. D. 1983, *Physics Letters B*, 129, 177
 - [16] Kofman, L., Linde, A., & Mukhanov, V. 2002, *Journal of High Energy Physics*, 10, 57
 - [17] Gibbons, G. W., Hawking, S. W., & Stewart, J. M. 1987, *Nuclear Physics B*, 281, 736
 - [18] Hawking, S. W., & Page, D. N. 1988, *Nuclear Physics B*, 298, 789
 - [19] Gibbons, G. W., & Turok, N. 2006, *ArXiv High Energy Physics - Theory e-prints*, arXiv:hep-th/0609095
 - [20] Freivogel, B., Kleban, M., Rodríguez Martínez, M., & Susskind, L. 2006, *Journal of High Energy Physics*, 3, 39
 - [21] Coleman, S., & de Luccia, F. 1980, *Phys. Rev. D*, 21, 3305
 - [22] Douglas, M. R. 2003, *Journal of High Energy Physics*, 5, 46
 - [23] Gumrukcuoglu, A. E., Contaldi, C. R., & Peloso, M. 2007, *ArXiv e-prints*, 707, arXiv:0707.4179
 - [24] Mukhanov, V. F., Feldman, H. A., & Brandenberger, R. H. 1992, *Physics Reports*, 215, 203
 - [25] Bunch, T. S., & Davies, P. C. W. 1978, *Proceedings of the Royal Society of London, Series A*, 10, 117
 - [26] Liddle, A. R., & Lyth, D. H. 2000, *Cosmological Inflation and Large-Scale Structure*, by Andrew R. Liddle and David H. Lyth, pp. 414. ISBN 052166022X. Cambridge, UK: Cambridge University Press, April 2000.,
 - [27] Linde, A. D. 1982, *Physics Letters B*, 116, 335
 - [28] Lewis, A., Challinor, A., & Lasenby, A. 2000, *Astrophys. Journal*, 538, 473
 - [29] Montroy, T. E., et al. 2006, *Proceedings of the SPIE*, 6267
 - [30] Bock, J., Hinshaw, G. F., & Timbie, P. T. 2006, *Bulletin of the American Astronomical Society*, 38, 963
 - [31] J. R. Bond, C. R. Contaldi, L. Kofman and P. Vaudrevange, in preparation (2007).
 - [32] Donoghue, J. F., Dutta, K., & Ross, A. 2007, *ArXiv Astrophysics e-prints*, arXiv:astro-ph/0703455
 - [33] Pereira, T. S., Pitrou, C., & Uzan, J.-P. 2007, *Journal of Cosmology and Astro-Particle Physics*, 9, 6
 - [34] see e.g. [23] for more general initial conditions.