

**Binary–single-star scattering — VI.
Automatic Determination of Interaction Cross Sections**

Stephen L. W. McMillan

Department of Physics and Atmospheric Science,
Drexel University,
Philadelphia, PA 19104
steve@zonker.drexel.edu

Piet Hut

Institute for Advanced Study,
Princeton, NJ 08540
piet@sns.ias.edu

Abstract

Scattering encounters between binaries and single stars play a central role in determining the dynamical evolution of a star cluster. In addition, three-body scattering can give rise to many interesting exceptional objects: merging can produce blue stragglers; exchange can produce binaries containing millisecond pulsars in environments quite different from those in which the pulsars were spun up; various types of X-ray binaries can be formed, and their activity can be either shut off or triggered as a result of triple interactions.

To date, all published results on three-body scattering have relied on human guidance for determining the correct parameter range for the envelope within which to perform Monte–Carlo scattering experiments. In this paper, we describe the first fully automatic determination of cross sections and reaction rates for binary–single-star scattering. Rather than relying on human inspection of pilot calculations, we have constructed a feedback system that ensures near-optimal coverage of parameter space while guaranteeing completeness. We illustrate our approach with a particular example, in which we describe the results of a three-body encounter between three main-sequence stars of different masses. We provide total cross sections, as well as branching ratios for the various different types of two-body mergers, three-body mergers, and exchanges, both non-resonant and resonant. The companion paper in this series, Paper VII, provides a full survey of unequal-mass three-body scattering for hard binaries in the point-mass limit.

1. Introduction

The pioneer in the field of binary–single-star scattering experiments was Hills (1975), who reported the first results in this area (see Hills 1991 for references to subsequent papers). In most of these early experiments, encounters took place at zero impact parameter. Since then, the most common way of reporting the outcome of scattering experiments has been to quote cross sections for processes of interest (see §2 below). These can then be translated into rates for use in a variety of applications, ranging from heating and interaction rates for Fokker-Planck and Monte-Carlo simulations, to estimates of collision rates and branching probabilities for the production of specific classes of object. The first systematic direct determination of cross sections and reaction rates for binary–single-star encounters was made by Hut & Bahcall (1983; Paper I in this series—see Goodman & Hut 1993, Paper V, for a complete set of references to previous papers in this series).

In all these studies, the high-level organization of the calculation—combining the results of individual calculations into cross sections or other statistical data—has been the responsibility of the experimenter. Typically, for each type of total or differential cross section, a detailed search of impact-parameter space was performed as a pilot study before production runs were started, mainly to determine the maximum impact parameter (i.e. the lateral offset from a head-on collision, as measured at infinity) that should be used. A constant problem with this approach has been the fact that allowing too large a value for the impact parameter can waste a great deal of computer time on uninteresting orbits, while too small a value will systematically underestimate some cross sections, by missing some encounters of interest. In this paper we present a system for automatically determining cross sections and reaction rates for binary–single-star scattering including, among many other powerful features, a robust means of estimating the maximum impact parameter to use in any given problem.

A major motivation for producing a fully automatized gravitational scattering package for studies of the three-body scattering problem is the observation of large numbers of primordial binaries in globular clusters. Until the late 1980s, it was widely believed that, while binaries abound in open clusters (where reported binary fractions may approach 100 percent in some cases), globular clusters were born with few, if any, primordial binary systems. Accordingly, it was assumed that dynamically significant binaries had to form dynamically—by conservative three-body interactions, or by dissipative tidal capture—in the dense cores of evolved clusters, and that they were few in number. That view has since been reversed, and estimates of the primordial binary fraction in globular clusters now range from ~ 3 to ~ 30 percent, with 10–20% regarded as fairly typical (for a review, see Hut et al. 1992).

If binary components are drawn from the same mass distribution as other cluster members, cluster binaries will tend to be more massive than the average single star. Mass

segregation will then concentrate binaries in the core, resulting in a central binary fraction approaching 50 percent even in clusters with overall binary fractions as low as 5 percent (McMillan & Hut 1994). In order-of-magnitude terms, the mean time between significant interactions for a marginally “hard” binary (that is, one whose binding energy is comparable to the mean kinetic energy $\frac{3}{2}kT$ of single cluster stars) is roughly equal to the local relaxation time, which may be only a few million years in the densest cluster cores. Thus we expect binaries in star clusters to interact frequently with their environment.

Soft binaries tend to be disrupted upon encountering other cluster members. Hard binaries, however, are of great dynamical importance, as their interactions tend to release energy, leaving the binaries more tightly bound and heating the cluster (Heggie 1975). N-body simulations have amply demonstrated the importance of even a single binary in controlling the overall dynamics of its parent cluster (see Aarseth 1985, and references therein).

It now seems possible that as many as ten percent of the binaries in a typical cluster might have orbital semi-major axes $\lesssim 1\text{A.U.}$, or binding energies of $\gtrsim 10kT$ (assuming a cluster 3-D velocity dispersion of $\sim 10\text{ km/s}$). This leads to the remarkable conclusion that the internal energy reservoir in the form of binary binding energy may well exceed the total kinetic energy of the cluster as a whole (in the form of center-of-mass motion of single stars and binaries). Numerical simulations of clusters containing substantial numbers of primordial binaries have shown that, so long as any binaries remain in the dynamically “active” energy range (1–50 kT , say), binaries completely control the cluster dynamics, and continue to do so until they are all destroyed by interactions with other binaries, or recoil out of the cluster after a triple or four-body encounter (McMillan, Hut, & Makino 1990, 1991; Gao et al. 1991; Heggie & Aarseth 1992). For many clusters, this binary depletion timescale may well exceed the age of universe (McMillan & Hut 1994).

In addition to their dynamical importance, binary interactions also greatly increase the probability of stellar collisions, particularly in low-density systems. Hut & Inagaki (1985; see also Sigurdsson & Phinney 1993) have shown that, during the complex orbit that constitutes a resonant interaction, the minimum interparticle separation is typically a few percent of the original binary semi-major axis. A population of 10% 1 A.U. binaries can increase the stellar collision rate in a cluster by as much as two orders of magnitude (Verbunt & Hut 1987). Since exchange interactions also tend to eject the lightest of the three stars involved, we see that binaries play a dual role: over time, they come to contain the most massive objects in the cluster (e.g. red giants, turnoff-mass main sequence stars, heavy white dwarfs, and neutron stars); subsequently, they mediate interactions between these objects, possibly producing many of the blue stragglers, millisecond pulsars, and X-ray binaries observed in globular clusters today.

While large-scale N-body or Monte-Carlo simulations are probably necessary to study

in detail the interplay between the many different physical processes occurring in star clusters, the very comprehensiveness of these approaches makes it difficult to disentangle competing physical effects. In a sense, modelers are placed in the position of observers, trying to infer cause and effect from the mass of data they obtain. Scattering experiments provide an alternative, and much more controlled, means of investigating binary interactions, allowing the investigator to isolate and study specific processes in a systematic manner. This paper is the sixth in a series discussing various aspects of the three-body scattering problem. Up to now, the series has concerned itself exclusively with situations in which the point-mass approximation is valid. However, the software described below has application far beyond this restricted context, and the example we present in §4 below includes a simple prescription for stellar collisions. Binary–binary interactions, which also play a critical role in star-cluster evolution, are not considered here. They will be the subject of a future paper.

With a few notable, and relatively recent, exceptions (Rappaport et al. 1989; Hills 1992; Sigurdsson & Phinney 1993; Davies 1995; Heggie et al. 1996), most studies of binary encounters have confined themselves to the simplest possible case of identical point masses. Expanding our attention to cover unequal masses and finite-radius effects requires us to change at a very fundamental level the way scattering calculations are performed. In the simple case, it is possible to publish “atlases” of encounter outcomes covering most of the parameter space of interest (e.g. Hut 1984). However, in the general case, there are simply too many parameter combinations for such atlases to be feasible, or even desirable. Instead, specific questions generally require individual calculations. Rather than having a standard format for reporting cross sections, it is much more useful to have a standard, reliable means of obtaining new results as needed.

In this paper we describe a software system for performing these calculations in a robust and efficient manner, automating the many error-prone steps needed to perform a series of scattering experiments and arrive at a useful answer in the form of a set of cross sections or distribution of outcomes. Two ingredients have made these new developments possible. One is the increase in available computer speed: Computational capabilities increased by more than two orders of magnitude between the earliest scattering experiments (Hills 1975) to those reported in Paper I, and speeds have increased by a similar factor between then and now. The second ingredient is the wide availability of high-level computer languages that enable and invite a flexible and modular approach to programming, making automation far easier.

The present paper is arranged as follows. Section 2 discusses the general procedures for determining gravitational scattering cross sections. Section 3 describes the STARLAB software environment, with particular reference to the automatization techniques we employ. Section 4 presents a simple example illustrating the use of the system in practice. A

more substantial application of the package, in the determination of exchange cross sections in the general problem of binary–single-star scattering with unequal masses, is the subject of the next paper in this series (Heggie, Hut & McMillan 1996; Paper VII). Another recent application concerns the formation of triple systems in binary-binary encounters, in the limit where the tightest of the two binaries can be approximated as a single point mass (Rasio, McMillan & Hut 1995). Finally, in Section 5, we summarize and conclude.

2. Computation of Cross Sections

For a detailed description of how to perform and analyze scattering experiments, see Paper I. We limit ourselves here to a brief summary of the parameters and conventions that have been used in the series so far. For a brief history of gravitational scattering experiments, see Hut (1992; Paper III). For more recent contributions, see Sigurdsson & Phinney (1995) and Davies (1995).

In the point-mass approximation, if the system center of mass is taken to be at rest at the origin, 15 parameters are required to specify a scattering encounter. The target binary’s internal parameters are the semi-major axis a , eccentricity e , component masses m_1 and m_2 , and initial mean anomaly M . Three more angles specify the binary’s orbital plane and the orientation of the major axis within that plane. Without loss of generality, we can take the binary to lie in the x – y plane, with its major axis along the x -axis. The remaining 7 parameters specify the mass m_3 of the incomer and its trajectory relative to the binary center of mass. Again, three angles determine the orientation of the incomer’s orbit, while its initial phase, energy and angular momentum are conveniently set by choosing the separation R_3 , relative velocity at infinity v_∞ and impact parameter ρ .

A scattering experiment entails integrating a large number of individual three-body encounters, holding some parameters fixed and choosing others randomly from specified distributions. In a typical case, the binary parameters a , m_1 and m_2 are held fixed, M is chosen uniformly on $[0, 2\pi)$, while the eccentricity e is either held fixed or chosen randomly from a thermal distribution $f(e) = 2e$. For the outer orbit, m_3 and v_∞ are held fixed, the orbital orientation is chosen randomly, ρ is chosen uniformly in ρ^2 between $\rho = 0$ and $\rho = \rho_{max}$ (a parameter whose value will be discussed in a moment), and R_3 is chosen to keep the initial tidal perturbation below some tolerance $\gamma_{min} \ll 1$: $R_3 \sim a\gamma_{min}^{-1/3}[1 + m_3/(m_1 + m_2)]^{1/3}$ (the mass factor ensuring that R_3 will be substantially larger for, say, an incoming $10M_\odot$ black hole than for a $0.5M_\odot$ dwarf). In practice, it is convenient to adopt units such that G , a , and $m_1 + m_2$ are all equal to unity, so the binary period is 2π .

If the relative velocity at infinity is less than the critical velocity v_c , defined by

$$v_c^2 \equiv \frac{Gm_1m_2(m_1 + m_2 + m_3)}{(m_1 + m_2)m_3a}, \quad (1)$$

the total energy is negative and the scattering (in the absence of collisions) will eventually result in a binary and an unbound single star. The calculation is terminated when the perturbation on the binary again falls below γ_{min} . If $v_\infty \geq v_c$, disruption of the initial binary into three unbound stars is also energetically possible. In that case, the calculation stops when all three stars are mutually unbound and none is a significant perturber on the relative motion of the other two.

Once the integration is over, the encounter is classified as a resonance or a non-resonance, depending on the number of minima N_{min} in the quantity $s^2 = r_{12}^2 + r_{23}^2 + r_{31}^2$, where r_{ij} is the instantaneous separation between particles i and j . For very early and very late times, s^2 takes on arbitrarily large values, since at least one of the three stars will be far removed from the other two. At some point during the scattering experiment, s^2 will take on a minimum value. In a *non-resonant* interaction, s^2 shows only one local minimum; *resonant* interactions are characterized by more oscillatory behavior, with s^2 taking on several local minima. In practice, this simple recipe can be too sensitive to the behavior of s^2 ; we have found it safer to accept two successive local minima as distinct only if, at the intervening maximum, the value of s^2 is at least twice that at both minima. Without this additional condition, oscillations in s^2 can lead to significant numbers of non-resonant encounters being erroneously classified as resonances.

Resonances are further subdivided into “democratic” and “hierarchical” categories, as discussed in Papers III and VII. In some circumstances, we have found it convenient to refine the classification still further based on the value of N_{min} . The final state of the system is classified as a preservation, if the initial incomer escapes; an exchange, if one of the binary components escapes; or an ionization, if the binary is destroyed. If nonzero stellar radii are included, physical collisions between stars become possible and additional final states must be defined. A complete list of intermediate and final states is presented in Table 1.

Cross sections are calculated in the usual way (cf. Paper I). Specifically, in the case of uniform sampling with N trials between impact parameters $\rho = 0$ and $\rho = \rho_{max}$, the cross section for events of type X is

$$\sigma_X = \pi \rho_{max}^2 \frac{N_X}{N}, \quad (2)$$

where N_X is the number of times outcome X occurs. Differential cross sections (e.g. $d\sigma/dE$, where E is the final binary energy) are determined in an analogous way. The standard error in σ_X is given by

$$\delta\sigma_X = \frac{\sigma_X}{\max(1, \sqrt{N_X})}. \quad (3)$$

The sampling continues until $\delta\sigma_X$ for the process of interest falls within some specified tolerance.

The procedure outlined above is straightforward, if tedious, but it suffers from a number of practical problems. It is fairly simple to write a program to perform the steps just listed, but it is also very easy for sampling and other systematic errors to creep into the calculation. A major reason for this is the fact that these computations are typically performed on several machines in parallel over a period of hours or days, each machine covering some portion of parameter space independently of the others. The programmer then collates and analyzes the results after the fact. This procedure is particularly prone to errors when it becomes necessary to extend the sampling, and great care must be taken to ensure that uniformity is maintained. However, probably the most common source of error is an incorrect choice of ρ_{max} , whose value depends both on the particular cross section(s) of interest and on the overall accuracy desired. Errors in the choice of ρ_{max} can be very difficult to detect.

Sadly, successful negotiation of all these hurdles in one calculation is no guarantee of success in the next, when parameters are changed and termination criteria may be subtly altered. If one wishes to determine many cross sections with reasonable confidence that the integrations, sampling, and statistics are all being properly handled, it is clear that an automated procedure of some sort is highly desirable. In addition, once in place, such a system should allow the user to ask “high-level” questions (i.e. about astrophysics) without having to be unduly concerned with the minutiae of the calculation. We now describe the basic elements of just such a system.

3. Scattering Experiments in STARLAB

3.1 STARLAB

The scattering package described here operates within the STARLAB software environment. STARLAB is a collection of modular software tools for simulating the evolution of dense stellar systems and analyzing the resultant data. It consists of a library of loosely coupled programs, sharing a common data structure, which can be combined in arbitrarily complex ways to study the dynamics of star clusters and galactic nuclei. Individual modules may be linked in the “traditional” way, as function calls to C++ (the language in which most of the package is written), C, or FORTRAN routines, or at a much higher level—as individual programs connected by UNIX pipes. The former linkage is more efficient, and allows finer control of the package’s capabilities; however, the latter provides a quick and compact way of running small test simulations. The combination affords great flexibility to STARLAB, allowing it to be used by both the novice and the expert programmer with equal ease.

In the present context, a single scattering experiment might be performed as follows:

```
mkscat -n 3 -v 0.1 | low_n_evolve -a 0.02 -D 0.1 | xstarplot -o | analyze
```

Here `mkscat -n 3` creates initial conditions for a three-body scattering calculation, in this case with a velocity at infinity of $0.1v_c$ (all parameters, such as γ_{min} , ρ , and so on, may be specified in a similar manner). The resulting data are passed to the next module, `low_n_evolve`, which integrates the equations of motion with an accuracy parameter of 0.02 until the encounter is over. The next link is a display program that allows the user to view the encounter in real time, updating the display every 0.1 time units (the output frequency specified with the “-D” option in the invocation of `low_n_evolve`). Finally, the module `analyze` classifies the encounter into one of the categories described in Table 1, and produces some diagnostic output. While the vertical bars between commands in the above example represent UNIX pipes, they could equally well stand for C++ function calls in a single compiled program—the design of the software makes the distinction largely irrelevant.

The full STARLAB package contains three groups of programs for use in studies of stellar dynamics, hydrodynamics, and stellar evolution. The separation between these three groups is not rigorous, since some programs act as bridges between these different parts. For example, a simulation of stars with finite radii and finite lifetimes can be driven by an integrator that computes the orbits of the bodies in the point-mass limit. Whenever two of these stars come close enough together to exhibit non-point-mass interactions, including tidal distortions and physical collisions, the stellar dynamics module notifies the hydrodynamics module to do the required additional computations. Similarly, when time progresses beyond the scheduled main-sequence lifetime of a star, a stellar evolution module can keep track of the increasing radius of the star as it climbs the giant branch.

A persistent problem in N-body (and many other) simulations is the question of how to handle data outside the scope of a particular program or module. For example, while it is generally not necessary to consider stellar evolution when performing scattering experiments, collisions are fairly commonplace, and this requires some treatment of hydrodynamic interactions. The modularity of the system makes it highly desirable that the hydrodynamics programs not know or rely upon the details of the particular dynamical integrator being used, and vice versa. Furthermore, collisions clearly affect the subsequent evolution of the stars involved, but stellar-evolutionary programs need know nothing of the dynamical events preceding the formation of the stars being studied. (As a practical matter, it is also quite common that two or more different investigators, each unfamiliar with the specifics of the others’ areas, are involved, making it all the more important that extraneous details be suppressed.)

A unique aspect of STARLAB is the fact that its internal data structure and external data representation are specifically designed to prevent “unknown” information from being lost or corrupted as it moves around the system. Each individual body in the system is represented as a node in a tree constructed to reflect the existence of closely interacting

subsystems and any internal stellar structure. Information unknown to a particular module is simply stored as character data attached to a node, to be reproduced at the time of output in the correct format and location, preserving the correspondence of the data with the body in question. This allows the use of an arbitrary combination of pipes, while guaranteeing that data and comments are preserved. In addition, a list of all commands used to create the data, together with the time at which the commands were issued, is stored as part of the data stream, to minimize any uncertainty about the exact procedures used.

For example, the following command string performs a simple N-body calculation:

```
mkplummer -n 100 | evolve -t 10 | mark_core | HR_plot | evolve
```

A 100-body Plummer model is generated and evolved forward in time for 10 time units. The module `evolve` integrates the dynamical equations of motion, at the same time following the ways in which individual stars age and interact hydrodynamically (these functions being performed by separate STARLAB modules compiled into the program). The program `mark_core` computes the location and size of the core of the star cluster, printing out some diagnostic messages. The fourth module, `HR_plot`, plots a Hertzsprung-Russell diagram of the star cluster (perhaps using special symbols for the core stars), before returning control to the module that evolves the whole system. For this to work, `mark_core` must preserve the stellar-evolution information, even though it only “knows” about the dynamical part of the data. Similarly, `HR_plot` preserves dynamical data, even though it never references (explicitly or implicitly) any dynamical quantity. The bookkeeping required to do all this is performed by low-level STARLAB I/O routines, and is completely transparent to the user.

3.2 Orbit Integration

Our orbit integration scheme is that of the fourth-order variable-time-step Hermite integrator described by Makino & Aarseth (1992). This scheme is the natural generalization of the familiar leapfrog scheme to higher order (see Hut, Makino & McMillan 1995). The algorithm to advance the position x and velocity v from time 0 to time 1, with time step δt , may be conveniently expressed as follows:

$$x_1 = x_0 + \frac{1}{2}(v_1 + v_0)\delta t - \frac{1}{12}(a_1 - a_0)(\delta t)^2, \quad (4)$$

$$v_1 = v_0 + \frac{1}{2}(a_1 + a_0)\delta t - \frac{1}{12}(j_1 - j_0)(\delta t)^2, \quad (5)$$

where a is acceleration and $j = da/dt$. The above, formulation, which appears to be implicit as stated, is actually implemented as a predictor-corrector scheme in the usual way (Makino & Aarseth 1992).

A drawback of this and similar schemes when applied to scattering problems, where lightly perturbed binaries must be followed for many thousands of orbits, is the fact that it makes a small but systematic error in the integration of periodic orbits, and these errors can become significant over the time required for the incoming star to reach the target binary. To control these errors, the STARLAB scattering integrators make use of a novel technique developed by Hut, Makino & McMillan (1995) which guarantees time symmetry in the integration and hence enforces exact energy and momentum conservation in periodic orbits. This results in spectacular improvements in long-term stability of the integration scheme in all circumstances, even in the case of long-lived resonances. Briefly, the actual time step δt is forced to be a symmetric function of the initial (“0”) and final (“1”) states in each step, simply by iterating on the timestep until the condition

$$\delta t = \frac{1}{2}[\Delta t(x_0, v_0), \Delta t(x_1, v_1)] \quad (6)$$

is satisfied, where $\Delta t(x, v)$ is the “natural” time step corresponding to position x and velocity v . In practice, we find that one or two iterations are sufficient, and that the gain in accuracy and stability greatly outweigh the extra computational effort required.

In addition, we make use of analytical approximations for the orbits of the three stars in cases where one of the stars makes a distant excursion. If the strength of the tidal perturbation of the third stars drops below a certain threshold, an attempt is made to continue its trajectory analytically along a two-body Kepler orbit. To this end, the remaining two stars are replaced by a single particle positioned at their center of mass, with mass equal to the total mass of the pair. There are three possible outcomes for each attempt:

- (1) If the Kepler orbit thus found is clearly hyperbolic, the scattering experiment is considered to be over.
- (2) If the orbit is clearly elliptic, the third star is placed on the incoming portion of the elliptic orbit, at roughly the same distance from the binary as at the onset of the analytic approximation. The exact position is determined by requiring that the total duration of the analytic approximation phase be an integral number of inner orbital periods. As a result, the error produced by neglecting the tidal interaction at the onset of the analytic phase is nearly canceled by the similar error made at the end of this phase. This has the additional practical benefit that the relative position of the inner two stars does not have to be recomputed.
- (3) If the Kepler orbit is nearly parabolic, no analytic approximation phase is initiated. Rather, numerical integration is continued for a fixed amount of additional time, after which another attempt is made to fit a Kepler orbit. This procedure forms an important safeguard against classifying an experi-

ment as being finished on the basis of either small numerical errors or small physical effects stemming from the neglect of tidal perturbations.

This implementation speeds up the calculations significantly (for an earlier description and analysis of the time gain, see Papers I and III). However, occasional rare two-body encounters at extremely close distances can sometimes lead to errors exceeding our tolerance (typically a change in total energy larger than a fraction 10^{-4} of the binding energy of the original binary). To remedy these situations, a second analytic approximation is used in which both the inner and outer orbits are replaced by Kepler orbit segments whenever any portion of the inner orbit can safely be regarded as unperturbed. Note that the trigger criterion here differs from that used in the previous case of long excursions, where the distance to the third body greatly exceeds the semi-major axis of the inner binary. While the same perturbation threshold is used in either case, the analytic phase here covers only a short time interval centered on the periastron of the inner orbit.

3.3 Automatic Scattering Experiments

The automated scattering software in STARLAB is constructed in several layers, each largely independent of the others. While the system is designed to function with only high-level user input, each layer remains accessible if necessary, and arbitrarily complex diagnostic data—from graphical output to user-defined functions—at each level can be obtained as desired, without the need for rewriting and recompiling existing sections of code. The layers are as follows:

1. Apart from the basic I/O and data-handling routines that form the foundation of the entire STARLAB package, the lowest-level of the scattering subsystem consists of an orbit integration engine, using the integration scheme and analytical approximations described in §3.2.
2. Above the integration scheme lies the basic “workhorse” integrator, `low_n_evolve`, designed to advance an arbitrary N-body system through a specified time interval T , with variable (time-symmetrized) time steps and numerous built-in diagnostic and consistency checks.
3. On top of these lowest levels lie several scattering-specific layers. These include: (1) routines to create an initial scattering state, holding some parameters fixed while choosing others randomly, as discussed in §2; (2) checks to determine whether a given scattering experiment has reached its final outgoing state; (3) optimization features, such as analytical integration of inner and outer orbits of hierarchical triple systems in which the outer orbital period vastly exceeds the inner orbital period, or assuming unperturbed two-body motion near the pericenter of a close encounter; (4) diagnostic functions to store information describing the buildup of energy errors; (5) various bookkeeping functions to chart the overall character of the orbits (e.g. democratic versus hierarchical resonance states); (6) checks for overlap of stellar radii (implemented as user-defined function calls from the

integrator), in which case merging routines are invoked to replace colliding stars with a single merger product.

With the optimizations (3) above, we have found it unnecessary to employ elaborate regularization techniques such as Kustaanheimo–Stiefel regularization (Kustaanheimo & Stiefel 1965; Aarseth 1985), whose complex formulation greatly complicates the integration (but see Funato et al. 1995). All checks (termination, bookkeeping, etc.) are applied after each invocation of `low_n_evolve`, with the exception of (6), which is applied at the end of every time step within `low_n_evolve` itself. Typically, the time interval T is taken to be 10–20 dynamical time units, or about 2–3 initial binary orbits.

4. Atop these layers lies the first user-accessible module (in normal use): `scatter3`, a function to initialize, integrate, and classify a single three-body scattering, with a large number of built-in options. The masses and radii of the stars can be specified, as well as the orbital parameters of the binary, the impact parameter of the encounter, and the relative velocity, asymptotically far before the encounter. The initial distance from which the integration starts is determined automatically, with a default γ_{min} of 10^{-6} . In addition, an overall accuracy parameter controls the cost/performance ratio. In practice, typical relative energy errors can be easily kept as small as 10^{-10} ; our production runs usually aim at median errors of order 10^{-6} , allowing a speed-up of a factor of ten in computer time with respect to the most accurate integrations we can achieve.

5. The next layer is the module `sigma3`, which contains all the management software needed to conduct a complete series of scattering experiments. Depending on the type of total or differential cross section requested, the user can choose an appropriate command to activate a “beam” of single stars aimed at the “target plate” of binary stars. However, rather than relying on human inspection of pilot calculations, the STARLAB package monitors its own progress as the computation proceeds, and adjusts itself to ensure proper coverage of parameter space.

We start by performing n scatterings (where the “trial density” n is a user-specified parameter), uniformly distributed in impact parameter over the range $0 \leq \rho < \rho_0 = 2a[1 + G(m_1 + m_2 + m_3)/av_\infty^2]^{1/2}$. The value of ρ_0 simply corresponds to a periastron separation of $2a$. The impact parameter range is then systematically expanded, covering successive annuli of outer radii $\rho_i = 2^{i/2}\rho_0$ with n trials each, until no interesting interactions take place in the outermost zone ($i = i_{max}$) sampled. Typically, an “interesting” interaction is one in which the binary is significantly perturbed in energy or eccentricity, although the precise definition may be modified as desired. This procedure produces rapid convergence toward accurate cross sections, with a minimum of wasted effort. We note that this simple prescription will probably fail for cross sections with significant off-axis peaks, but the method could be easily generalized if necessary.

With non-uniform sampling, the earlier expressions (Eq. (2) and (3)) for the cross

sections and errors become:

$$\sigma_X = \frac{\pi}{n} \sum_{i=0}^{i_{max}} (\rho_i^2 - \rho_{i-1}^2) N_{Xi}, \quad (7)$$

and

$$(\delta\sigma_X)^2 = \frac{\pi^2}{n^2} \sum_{i=0}^{i_{max}} (\rho_i^2 - \rho_{i-1}^2)^2 N_{Xi}, \quad (8)$$

where N_{Xi} is the number of times outcome X occurs in zone i , and $\rho_{-1} = 0$.

The standard output from `sigma3` is a table of total cross sections and errors for all possible combinations of “intermediate” and “final” states (see Table 1). In typical use, we begin with a low-density (low- n) calculation, producing a preliminary report, with estimates of all relevant cross sections plus their corresponding error bars, after a few minutes. Thereafter, the density is increased by factors of four until the desired value is reached, so each subsequent report appears after a four times longer interval. Because of the Monte-Carlo nature of the impact-parameter sampling, each successive report carries error bars that are half the size of the corresponding ones in the previous report. Thus reasonable estimates can often be obtained in ten or fifteen minutes, with more accurate results following in an hour (on a fast workstation).

The design of the scattering package also allows it to be used as a basis for more sophisticated statistical studies. The system can invoke user-written functions at key points during and after each scattering event, providing the user with a correctly sampled environment in which other, more elaborate, calculations may be performed. The user’s routines receive all pertinent data on each scattering, along with the appropriate statistical weight associated with the event. In this way, any desired information may be collated and analyzed without concern for (or even knowledge of) the mechanics of setting up the individual interactions, or of the details of the sampling.

6. The present highest-level layer, on top of the cross section manager, is the Maxwellian rate estimator `rate3`. After specification of the stellar characteristics, the binary orbit, and the velocity dispersion of the single stars, this estimator automatically computes cross sections for processes of interest at different points under the Maxwellian velocity distribution curve, multiplying the results by the Maxwellian weight factor, and adding those to obtain reaction rates. As before, the longer one is willing to wait, the more accurate the rates become (through an automatic increase both in the number of velocity points, and in the accuracy of the cross sections determined at each).

Still more layers can be added with little additional investment in time. With the complexity of orbit integration and scattering management hidden in the various modules, it is relatively straightforward to implement new levels. For example, one might wish to address the inverse scattering problem: given a final system, what is the relative probability

that such a system originated from different initial conditions? This could be handled as follows: after specifying the velocity dispersion and other stellar parameters, an automatic tabulation of Maxwellian reaction rates could be performed, while filtering the results to allow only those scattering experiments to be counted that led to the desired range of final parameters. This is essentially the approach followed by Rasio et al. (1995).

7. Parallel (PVM) implementations of `sigma3` and `rate3` are currently under development.

4. A Simple Application

The most basic application of the STARLAB scattering package is the generation of total cross sections for specific processes of astrophysical interest. Here we present cross sections for physical collisions and non-colliding exchanges and resonances during encounters between main-sequence binaries and incoming stars, for parameters typical of the core of an evolved globular cluster.

The binary components are taken to have masses $m_1 = 0.8$ and $m_2 = 0.4M_\odot$, and radii $R_1 = 0.8$ and $R_2 = 0.4R_\odot$, respectively. The initial binary orbital eccentricity is randomly chosen from a thermal distribution, with the proviso that the separation at periastron is at least twice the sum of the stellar radii, so that immediate collisions are avoided. The incomer is taken to be an intermediate-mass main-sequence star, of mass $m_3 = 0.6M_\odot$, radius $R_3 = 0.6R_\odot$, and velocity at infinity 10 km s^{-1} . The results reported here are intended mainly to illustrate the capabilities of the software; they may be compared with similar calculations presented elsewhere in the literature, most recently by Davies (1995).

We have chosen to consider this particular case because the outcome of a collision between two main-sequence stars is fairly well known: if the two stars approach within roughly the sum of their radii, they merge to form a single object of approximately double the original radius, with negligible mass loss (see, e.g., Benz & Hills 1987; Lombardi et al. 1995). In order to determine whether or not a second merger occurs (if the first occurs with the third “spectator” star bound to the center of mass of the colliding pair), we assume the simple mass–radius relation $R \propto m$. The arguably more interesting case of encounters involving compact binary components or incomers is not considered here, because the lifetimes, properties, and appearance of collision products are not sufficiently (if at all) well known to be easily distilled into a simple illustrative example.

The possible results of an encounter then are: (1) a non-colliding (“clean”) exchange, preservation, or ionization; (2) a two-body merger, leaving a 1.0, 1.2, or $1.4M_\odot$ blue straggler, which may itself be part of a stable binary system; (3) a triple merger, forming a $1.8M_\odot$ blue straggler. Fig. 1 shows the cross sections for these processes (excluding preservations, whose cross section is obviously infinite), for binary semi-major axes ranging from 0.02 to 100 A.U.

In this figure, each set of normalized cross sections, along with error estimates, is

generated by a single invocation of `sigma3` of the form:

```
sigma3 -m 0.3333 -M 0.5 -v v -r1 r1 -r2 r2 -r3 r3 -d 2500.
```

The binary mass $m_1 + m_2$ and semi-major axis a define the mass and length units of the calculation, the “-m” and “-M” switches specify the binary secondary and incomer masses, respectively, $v = 10 \text{ km s}^{-1} / v_c(0.8M_\odot, 0.4M_\odot, 0.6M_\odot, a)$ (where v_c is defined in Eq. (1)), and $r_i = R_i/a$. The “-d” switch sets the trial density. With this choice of parameters, generation of each set of points took $\sim 3\text{--}4$ hours to generate on an HP-735 workstation. The displayed data are precisely as output by the program; here and below, error bars are shown only where they exceed the size of the symbols used.

The suppression of clean exchanges (whose scaled cross section should be roughly constant in the point-mass limit) by collisions during close encounters is clearly evident. Ionization occurs only for semi-major axes such that $v_c(0.8M_\odot, 0.4M_\odot, 0.6M_\odot, a) < 10 \text{ km s}^{-1}$, or $a > 7.1 \text{ A.U.}$, as indicated by grey dashed lines on all figures. The break in the slope of the “2-merger” cross section at $a \sim 10 \text{ A.U.}$ is a direct result of our particular choice of initial binary eccentricities, which always permitted “almost colliding” systems, independent of the value of a . Collisions with $a > 10 \text{ A.U.}$ are mainly “induced mergers,” in which the components of a very eccentric binary are perturbed onto a collision course by the passage of the third star. Had we begun our simulations with circular binaries, the overall induced merger rate would have been substantially reduced (even for $a < 10 \text{ A.U.}$), and no break in the cross section would have been evident.

For the adopted set of initial parameters, collisions dominate over “clean” encounters for $a \lesssim 0.2 \text{ A.U.}$, corresponding to initial binary periods of $\lesssim 30$ days. When the factor of a implicit in the $a^2 v_c^2$ scaling is taken into account, the 2-body collision cross section is found to be roughly independent of a , at $\sim 20 \text{ A.U.}^2$ for $0.2 \text{ A.U.} \lesssim a \lesssim 10 \text{ A.U.}$ Within this range, the merger (i.e. “blue straggler formation”) rate *per binary* in a cluster core of density $10^4 n_4 \text{ stars pc}^{-3}$ is

$$R_2 \sim 0.05 n_4 \text{ Gyr}^{-1}.$$

The constancy of the 2-body merger cross section is easily understood as the combination of two factors: the overall binary interaction cross section scales as a because of gravitational focusing, while the probability of a collision during the course of an interaction scales as $\langle R_* \rangle / a \propto 1/a$.

More detailed inspection of the output from `sigma3` reveals a wealth of additional data. Fig. 2(a) divides the non-colliding exchanges into “exchange 1” events, in which star 1 (the $0.8M_\odot$ component) escapes, and “exchange 2” events, where star 2 ($0.4M_\odot$) does. The low- a results are consistent with asymptotic estimates of the exchange cross sections (see Paper VII) in the limit $v/v_c \rightarrow 0$. (Notice, however, the crossover in the branching ratios for high-speed encounters.) Fig. 2(b) further subdivides the data into non-resonant

and resonant encounters. The fraction of resonant exchanges decreases at small a because of mergers.

For colliding encounters, Fig. 3 shows branching ratios for all possible two-body mergers, along with the triple merger cross section, all normalized to the total two-body merger cross section. Triple collisions account for only a negligible fraction ($\lesssim 5\%$) of the total, except for $a = 0.02$ A.U., where they represent about 15% of all mergers. The dominance of “1+2” mergers is due in part to induced mergers. The other merger events—2+3 and 1+3—occur at a significant rate only in democratic resonances. However, we find that 1+2 mergers also tend to be favored in resonant encounters, at least for this particular choice of masses.

Finally, Fig. 4 shows the fraction of two-body mergers resulting in an unbound final system (i.e. isolated blue stragglers). Only induced mergers are likely to be unbound; resonant mergers tend to lead to a bound final system.

5. Summary and Conclusion

We have described here only one simple application of the STARLAB scattering software. For use of the `sigma3` and `rate3` programs to provide correctly sampled environments for calculations of differential cross sections and other scattering-related quantities, see Rasio, McMillan & Hut (1995: the formation of the millisecond pulsar triple system B1620-26 in M4) and McMillan (1996: dependence of binary heating on incomer mass and impact parameter). Finally, Heggie, McMillan & Hut (1996; Paper VII) have used `sigma3` in fully automated mode as the basis for an extensive calculation of exchange cross sections, using numerical results to calibrate analytic asymptotic expressions, to yield a fitting formula for the exchange cross section for hard binaries, valid to about 20% for arbitrary masses.

The design of STARLAB facilitates inclusion of more detailed physical processes into our models, and this represents one obvious direction of future development of the system. In addition, binary-binary and general N -body scattering packages are nearing completion. While more complex, their conceptual framework is similar to that described above for the 3-body case. The entire package, is freely available by anonymous FTP from <ftp.sns.ias.edu/pub/starlab>. It has been successfully installed on UNIX systems running SunOS 4, Solaris 2, HP-UX, Linux, and Dec OSF, using both native C++ compilers and the GNU g++ compiler. Real-time demonstrations of the software are available through the URL <http://www.sns.ias.edu/~starlab>.

This work was supported in part by NASA grant NAGW-2559 and NSF grant AST-9308005.

References

- Aarseth, S.J. 1985, in *Multiple Time Scales*, ed. J.U. Brackbill and B.I. Cohen (New York: Academic), p. 377
- Benz, W., & Hills, J.G. 1987, *ApJ*, 323, 614
- Davies, M.B. 1995, *MNRAS*, 276, 887
- Funato, Y., Hut, P., McMillan, S.L.W., & Makino, J. 1995, submitted to *AJ*
- Gao, Goodman, J.G., Cohn, H.N., & Murphy, B. 1991, *ApJ*, 370, 567
- Goodman, J.G. & Hut, P., 1993, *ApJ*, 403, 271 [Paper V]
- Heggie, D.C., 1975, *MNRAS*, 173, 729
- Heggie, D.C. & Aarseth S. J. 1992, *MNRAS*, 257, 513
- Heggie, D.C., Hut, P. & McMillan, S., 1996, *ApJ*, submitted [Paper VII]
- Hills, J.G., 1975, *AJ* 80, 809
- Hills, J.G. 1991, *AJ*, 102, 704
- Hills, J.G. 1992, *AJ*, 103, 1955
- Hut, P. 1984, *ApJS*, 55, 301
- Hut, P. 1992, *ApJ*, 403, 256 [Paper III]
- Hut, P. & Bahcall, J. N. 1983, *ApJ*, 268, 319 [Paper I]
- Hut, P., & Inagaki, S. 1985, *ApJ*, 298, 502
- Hut, P., McMillan, S.L.W., Goodman, J.G., Mateo, M., Phinney, E.S., Pryor, C., Richer, H.B., Verbunt, F., & Weinberg, M. 1992, *PASP*, 105, 981
- Hut, P., Makino, J., & McMillan, S.L.W. 1995, *ApJL*, 443, L93
- Kustaanheimo, P. & Stiefel, E.L. 1965, *J. Reine Angew. Math.* 218, 204
- Lombardi, J.C., Rasio, F.A., & Shapiro, S.L. 1995, *CRSR preprint* 1102
- Makino, J., & Aarseth, S.J. 1992, *PASJ*, 44, 141
- McMillan, S.L.W., Hut, P., & Makino, J. 1990, *ApJ*, 362, 522
- McMillan, S.L.W., Hut, P., & Makino, J. 1991, *ApJ*, 372, 111
- McMillan, S.L.W., & Hut, P. 1994, *ApJ*, 427, 793
- McMillan, S.L.W. 1996, in preparation

Rappaport, S., Putney, A., & Verbunt, F. 1989, ApJ, 345, 210

Rasio, F.A. 1994, ApJL, 427, L107

Rasio, F.A., McMillan, S.L.W. & Hut, P. 1995, ApJL, 438, L33

Sigurdsson, S., & Phinney, E.S. 1993, ApJ, 415, 631

Sigurdsson, S., & Phinney, E.S. 1995, ApJS, 99, 609

Verbunt, F. & Hut, P., 1987, in The Origin and Evolution of Neutron Stars, I.A.U. Symp. 125, eds. D. Helfand and J. Huang, (Dordrecht: Reidel), p. 187

Table 1: Three-body Scattering Outcomes

Intermediate States [†]	Final States [†]	Description
<code>non_resonance</code>		Single minimum in the total interparticle separation ($N_{min} = 1$)
<code>hierarchical_resonance</code>		Multiple minima ($N_{min} > 1$), repeated flybys by the same star
<code>democratic_resonance</code>		Multiple minima ($N_{min} > 1$), no preferred “third star” during excursions
	<code>preservation</code>	Original pair remains bound
	<code>exchange_1</code>	Binary component 1 ejected
	<code>exchange_2</code>	Binary component 2 ejected
	<code>ionization</code>	Binary destroyed
	<code>merger_binary_1</code>	Stars 2 and 3 merge, 1 remains bound
	<code>merger_binary_2</code>	Stars 1 and 3 merge, 2 remains bound
	<code>merger_binary_3</code>	Stars 1 and 2 merge, 3 remains bound
	<code>merger_escape_1</code>	Stars 2 and 3 merge, 1 escapes
	<code>merger_escape_2</code>	Stars 1 and 3 merge, 2 escapes
	<code>merger_escape_3</code>	Stars 1 and 2 merge, 3 escapes
	<code>triple_merger</code>	All three stars merge

[†]The state names are those used by the STARLAB scattering software.

Figure Captions

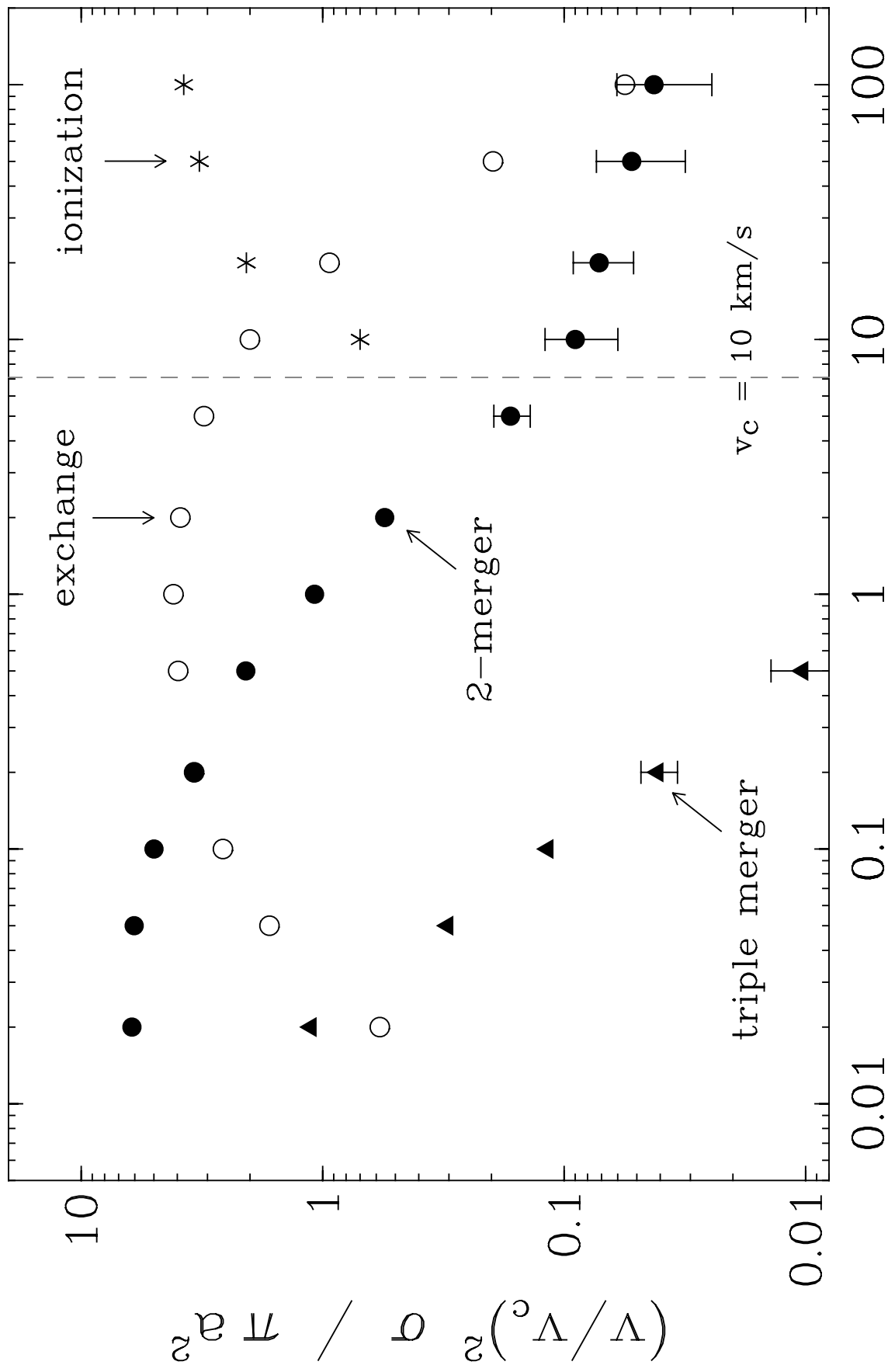
Figure 1: Scaled cross sections for “clean” (i.e. non-colliding) exchange (open circles), ionization (stars), two-star mergers (filled circles), and three-star mergers (filled triangles), as functions of initial binary semi-major axis for the particular binary–single-star interaction described in the text. Error bars represent formal $1\text{-}\sigma$ errors, and are shown only where they exceed the size of the symbol used to represent the data.

Figure 2: (a) Branching ratios within the class of “clean exchanges” (Fig. 1) for ejection of star 1 (squares) and star 2 (hexagons). (b) Further subdivision of the exchange cross section to indicate resonance (grey filled) and non-resonance (open) encounters.

Figure 3: Branching ratios within the class of all mergers (Fig. 1) for mergers of stars 1 and 2 (the initial binary components; squares), stars 1 and 3 (pentagons) and stars 2 and 3 (hexagons). Also shown (triangles) is the triple merger cross section, normalized to the total 2-merger cross section.

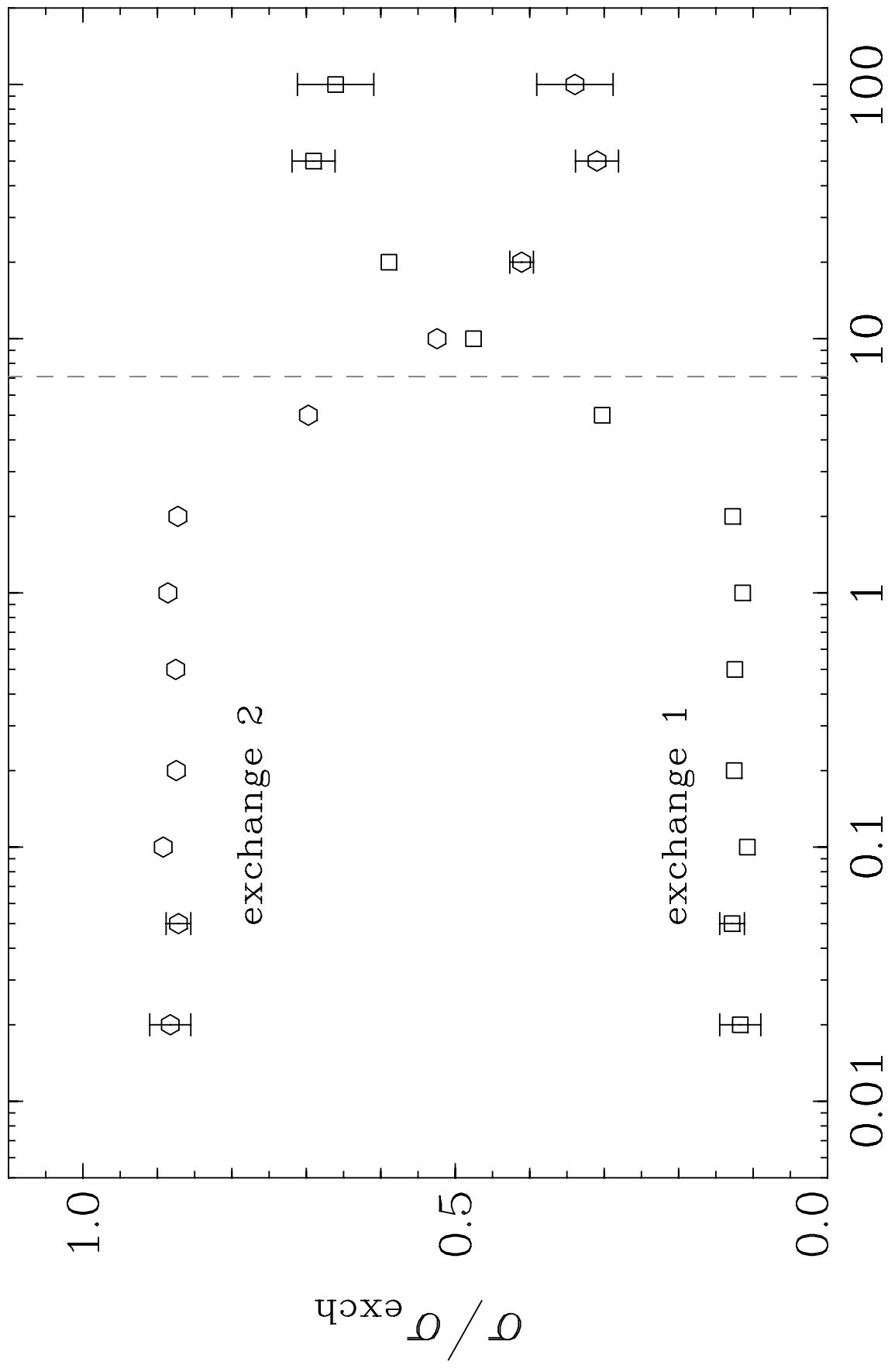
Figure 4: Branching ratios within the class of two-body mergers (Fig. 1) for the formation of unbound merger products. For small a , many mergers occur in resonant encounters, leading to a system in which the merger product is bound to the third star in the (initial) system. For large a , mergers are overwhelmingly of the “induced” type, resulting in unbound merger products. As in Fig. 3, mergers of stars 1 and 2 are shown as squares, 1 and 3 as pentagons, 2 and 3 as hexagons. The total unbound merger probability is indicated by circles.

Fig. 1: Total cross sections



semi-major axis, a (A.U.)

Fig. 2(a): Branching ratios (exchanges)



semi-major axis, a (A.U.)

Fig. 2(b): Branching ratios (exchanges)

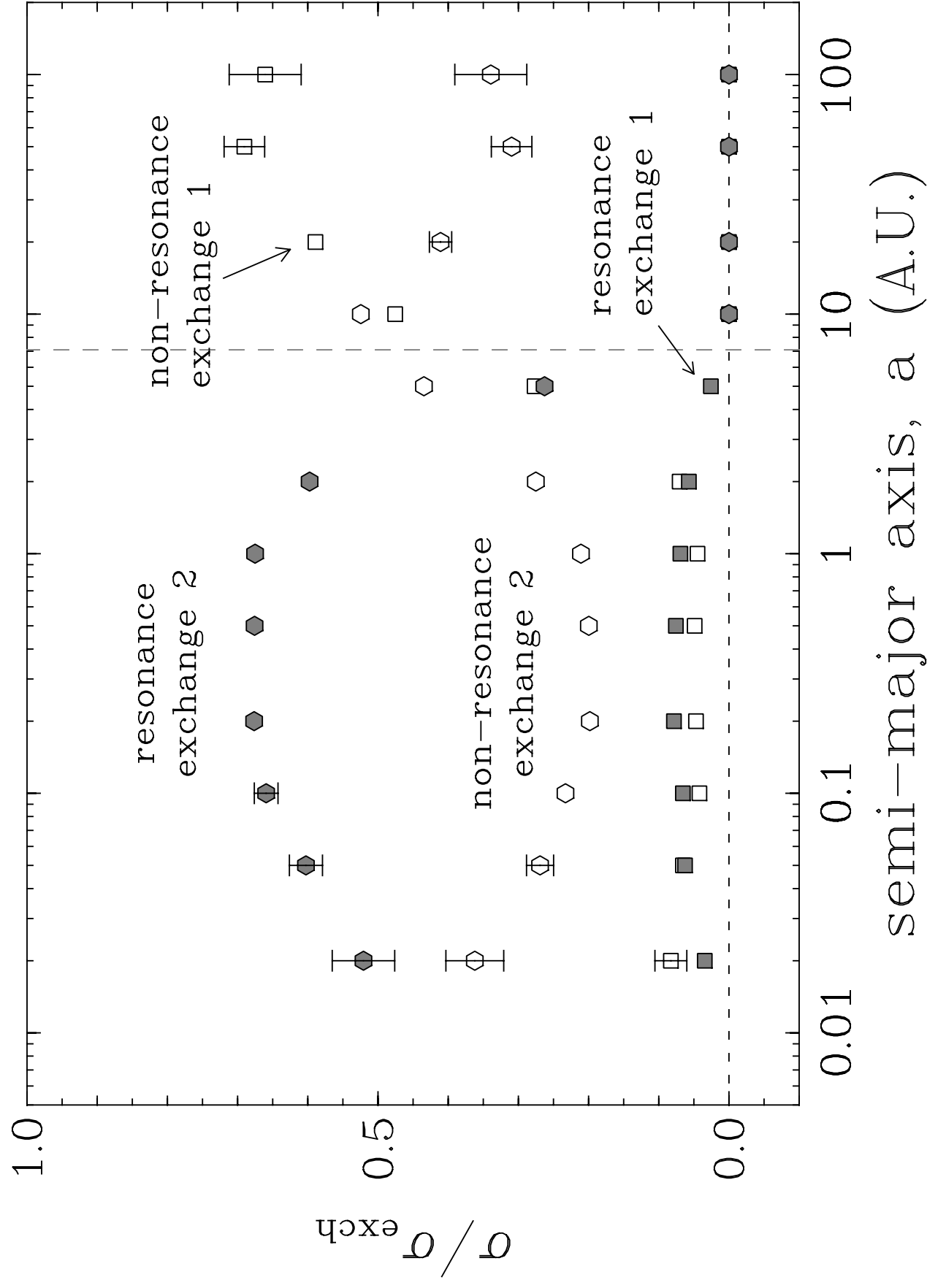
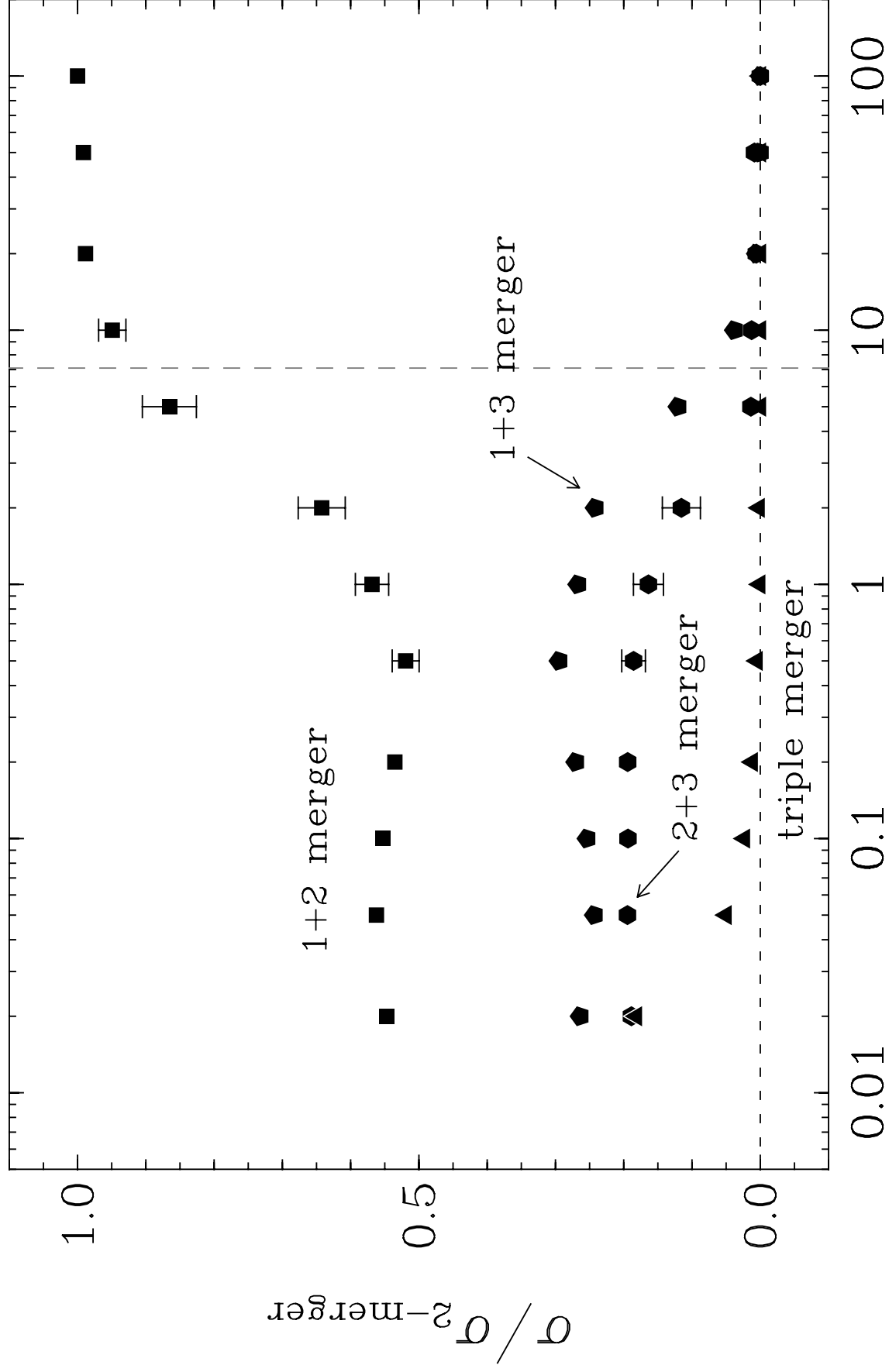


Fig. 3: Branching ratios (mergers)



semi-major axis, a (A.U.)

Fig. 4: Branching ratios (unbound mergers)

